



Parts Catalog

Mazda PROTEGE & PROTEGE 5

U.S.A. & Canada

('01 ▶)



BJ22*-400001-

Jul. '01 (REVISED)

Catalog No. AU-BA09-02

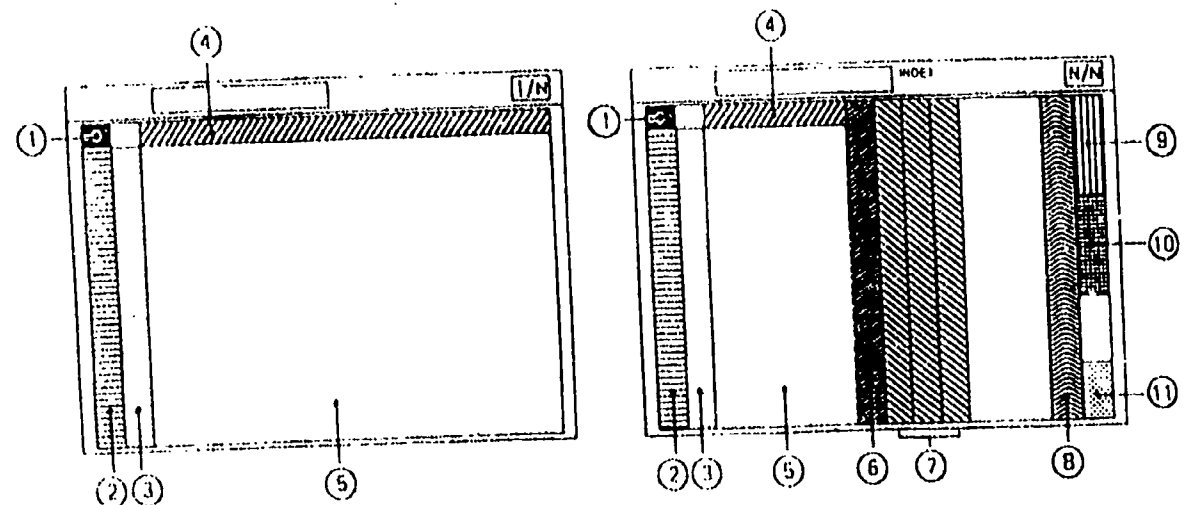


mazda

© 2001 Mazda Motor Corporation

LAYOUT OF CONTENTS / DISPOSITION TYPOGRAPHIQUE DE CONTENU / DISPOSICION DEL CONTENIDO / ANORDNUNG DES INHALTS









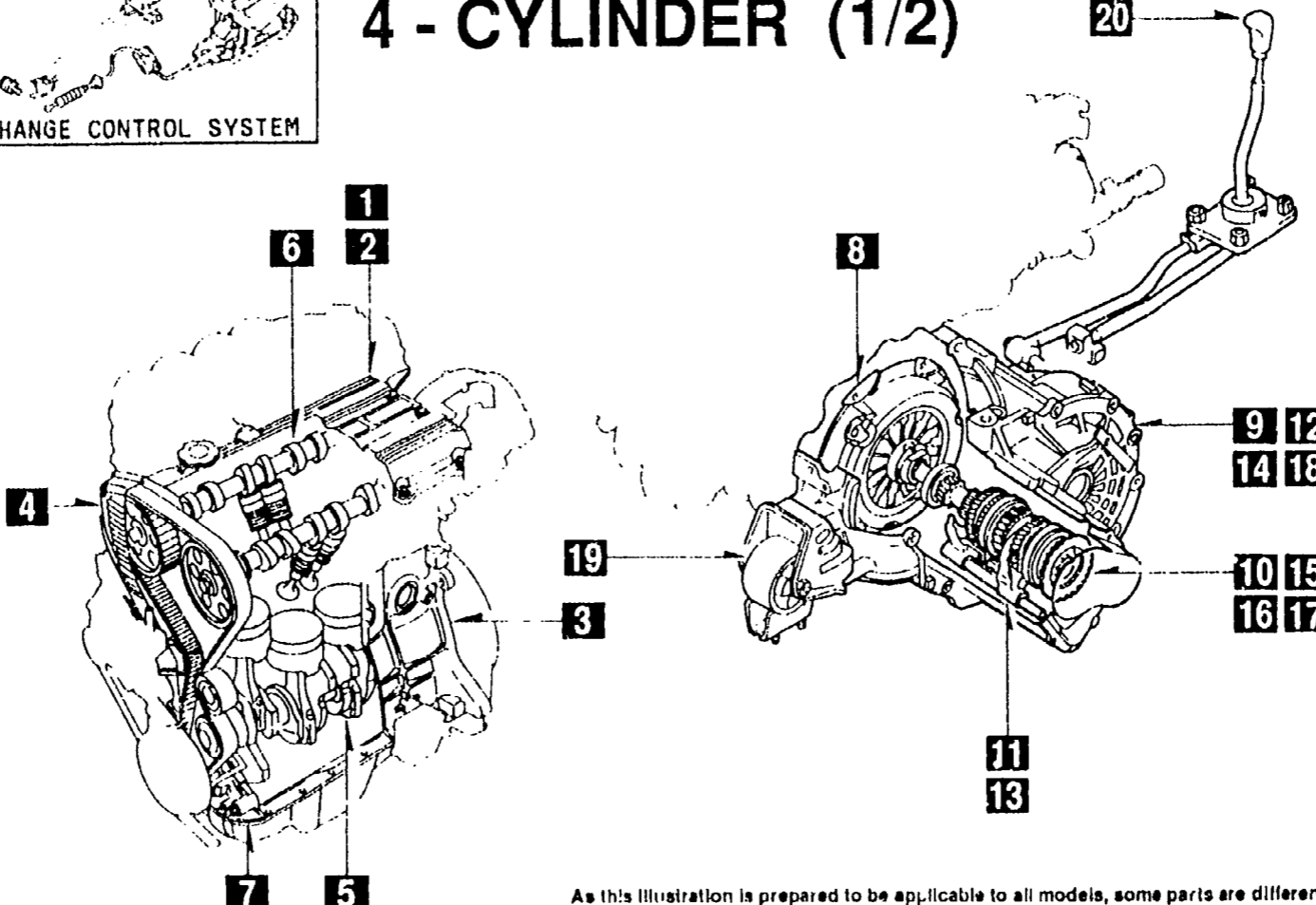
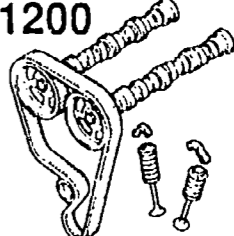
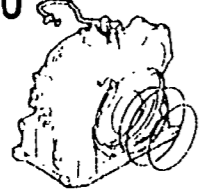




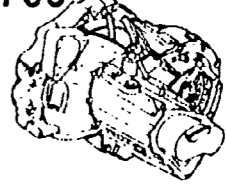
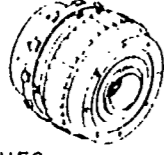
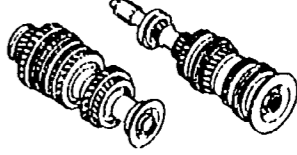



- The following is a typical example of the layout of contents on Mazda microfiche parts catalog
- Voici un exemple typique de la disposition typographique de contenu dans les microfiches de catalogue des pièces de Mazda.
- El siguiente es un ejemplo típico de la disposición del contenido en una microficha del catálogo de repuestos de Mazda.
- Folgendes ist ein typisches Beispiel der Inhaltsanordnung des Mazda Mikrofiche Teilekatalogs





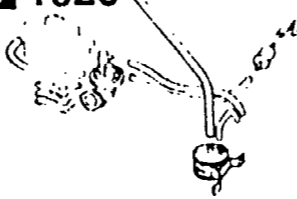

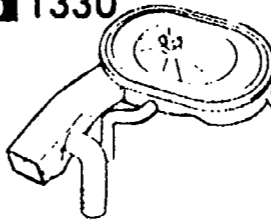

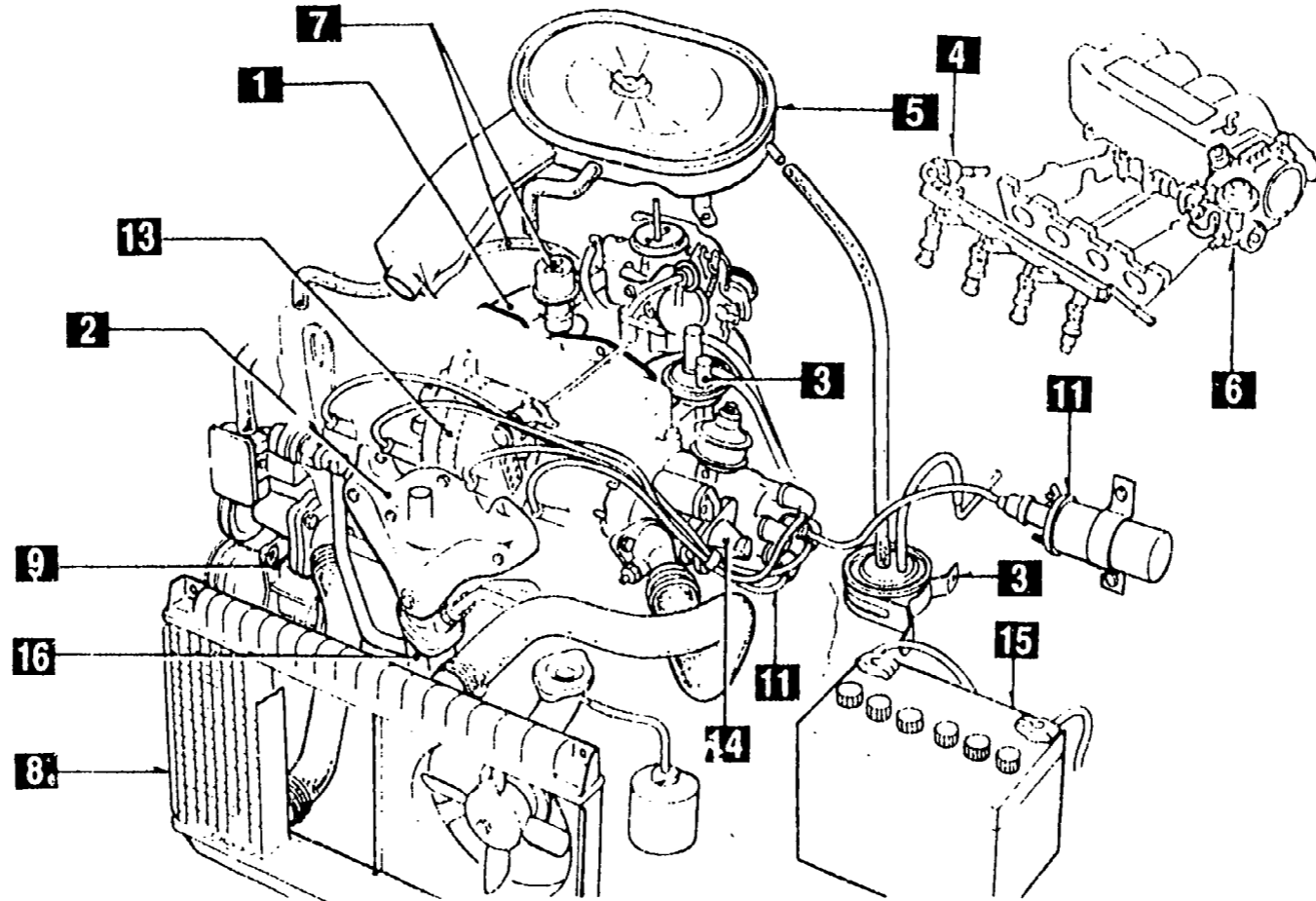

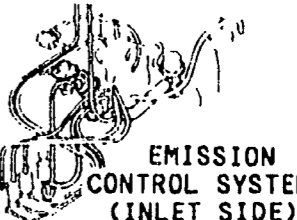


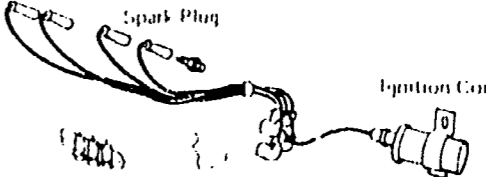
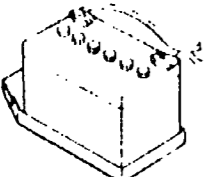
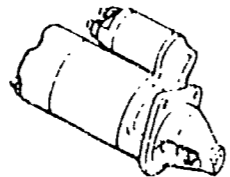
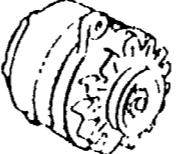

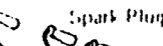

Remark : The items listed under ④ have been deleted from each fiche since Dec '93

- | | | |
|---|---|---|
| ① • Layout of contents
• Disposition Typographique de Contenu
• Disposición del contenido
• Anordnung des Inhalts | ② • Pictorial Index
• Index par Schémas
• Índice Gráfico
• Illustrierter Index | ③ • Master Section No. Index
• Index des Numéros des Sections Totale
• Índice del Número de la Sección Maestra
• Hauptabschnittsnummer Index |
| ④ • Section No. Index for the Column
• Index des Numéros des Sections pour les Colonnes
• N° de la Sección para el Índice
• Abschnittsnummer Index für die Spalten | ⑤ • Illustration & Text
• Illustrations et Textes
• Ilustración y Texto
• Abbildung und Text | ⑥ • Part No. Index
• Index des Numéros des Pièces
• Índice del N° de Pieza
• Teile-Nr. Index |
| ⑦ • Alphabetical Index
• Index Alphabétique
• Índice Alfabético
• Alphabetischer Index | ⑧ • Model Identification
• Identification des Modèles
• Identificación del Modelo
• Modell Kennzeichnung | ⑨ • Vehicle Identification System
• Système d'Identification de Véhicule
• Sistema de Identificación de Vehículo
• Fahrzeug Identifikations system |




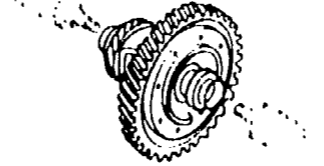


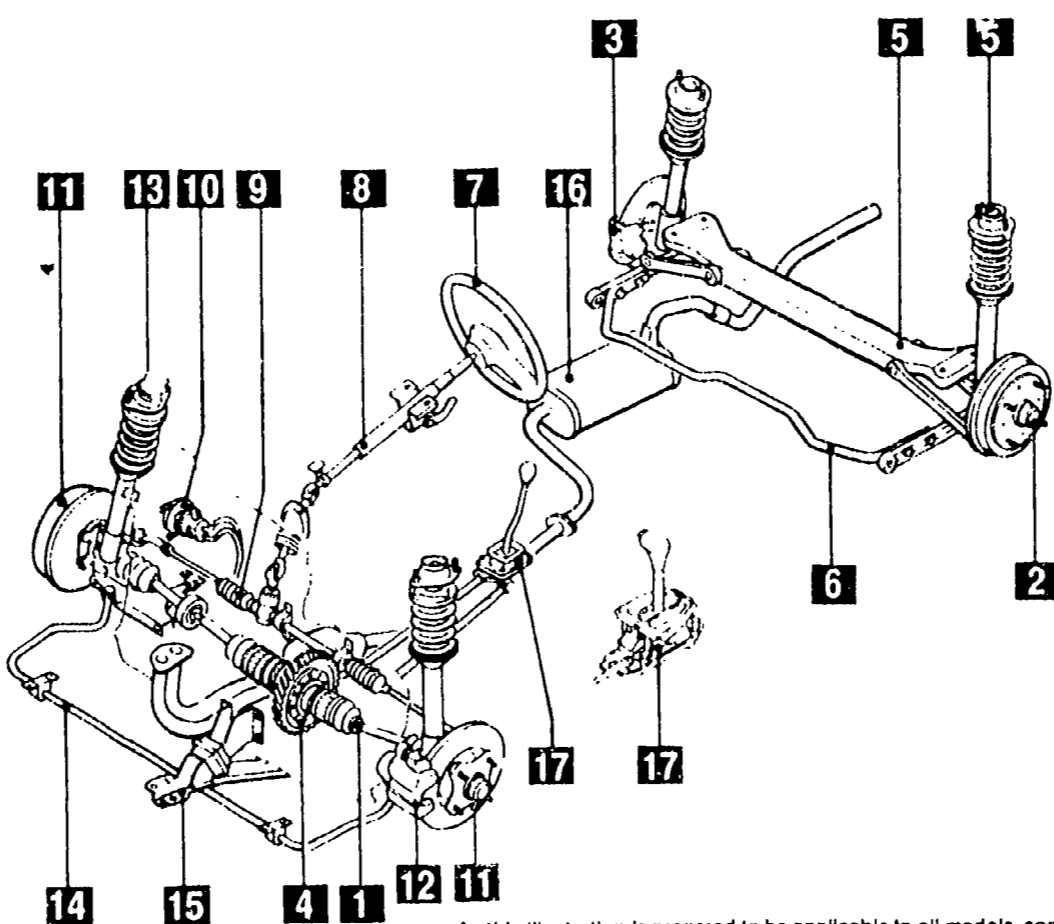

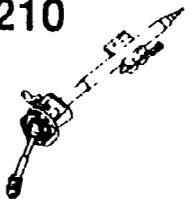

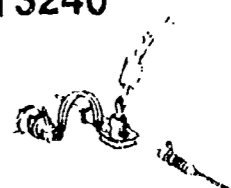
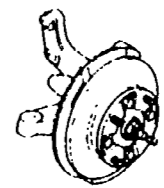

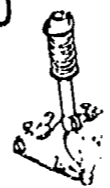
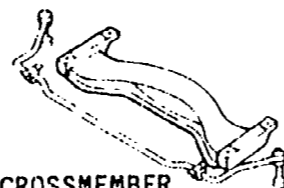



PICTORIAL INDEX

<p>1000</p>  <p>SHORT & PARTIAL ENGINE</p>	<p>1 1005</p>  <p>ENGINE GASKET SETS</p>	<p>2 1010</p>  <p>CYLINDER HEAD & COVER</p>	<p>3 1030</p>  <p>CYLINDER BLOCK</p>	<p>4 1040</p>  <p>OIL PAN & TIMING COVER</p>	<p>5 1100</p>  <p>PISTON, CRANKSHAFT & FLYWHEEL</p>
<p>19 3900</p> <p>Given in Chassis Group</p>  <p>ENGINE & TRANSMISSION MOUNTINGS</p>	<p>20 4600</p> <p>Given in Chassis Group</p>  <p>CHANGE CONTROL SYSTEM</p>	<h2 style="margin: 0;">GASOLINE ENGINE 4 - CYLINDER (1/2)</h2> 			<p>6 1200</p>  <p>VALVE SYSTEM</p>
<p>18 1960</p>  <p>GASKET & SEAL KIT (AUTOMATIC)</p>	<p style="font-size: small; margin-top: 10px;">As this illustration is prepared to be applicable to all models, some parts are different in specifications from parts listed in this parts Catalog.</p>			<p>7 1400</p>  <p>OIL PUMP & FILTER</p>	
<p>17 1950</p>  <p>MANUAL LINKAGE SYSTEM (AUTOMATIC)</p>				<p>8 1600</p>  <p>CLUTCH DISC & COVER (MANUAL)</p>	
<p>16 1940</p>  <p>GOVERNOR, LOW & REVERSE PISTON (AUTOMATIC)</p>				<p>9 1700</p>  <p>TRANSMISSION CASE (MANUAL)</p>	
<p>15 1930</p>  <p>CLUTCHES & PLANETARY GEARS (AUTOMATIC)</p>				<p>10 1710</p>  <p>TRANSMISSION GEARS (MANUAL)</p>	
<p>14 1925</p>  <p>CONTROL VALVE (AUTOMATIC)</p>				<p>13 1920</p>  <p>TRANSMISSION CASE & MAIN CONTROL SYSTEM (AUTOMATIC)</p>	<p>12 1910</p>  <p>TORQUE CONVERTER, OIL PUMP & PIPINGS (AUTOMATIC)</p>

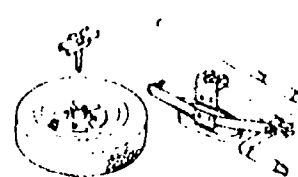
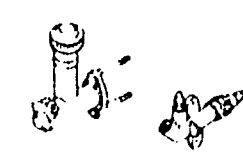


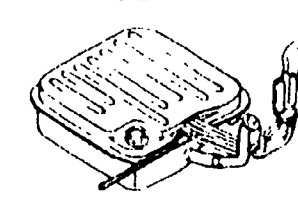
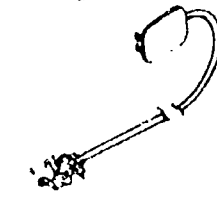
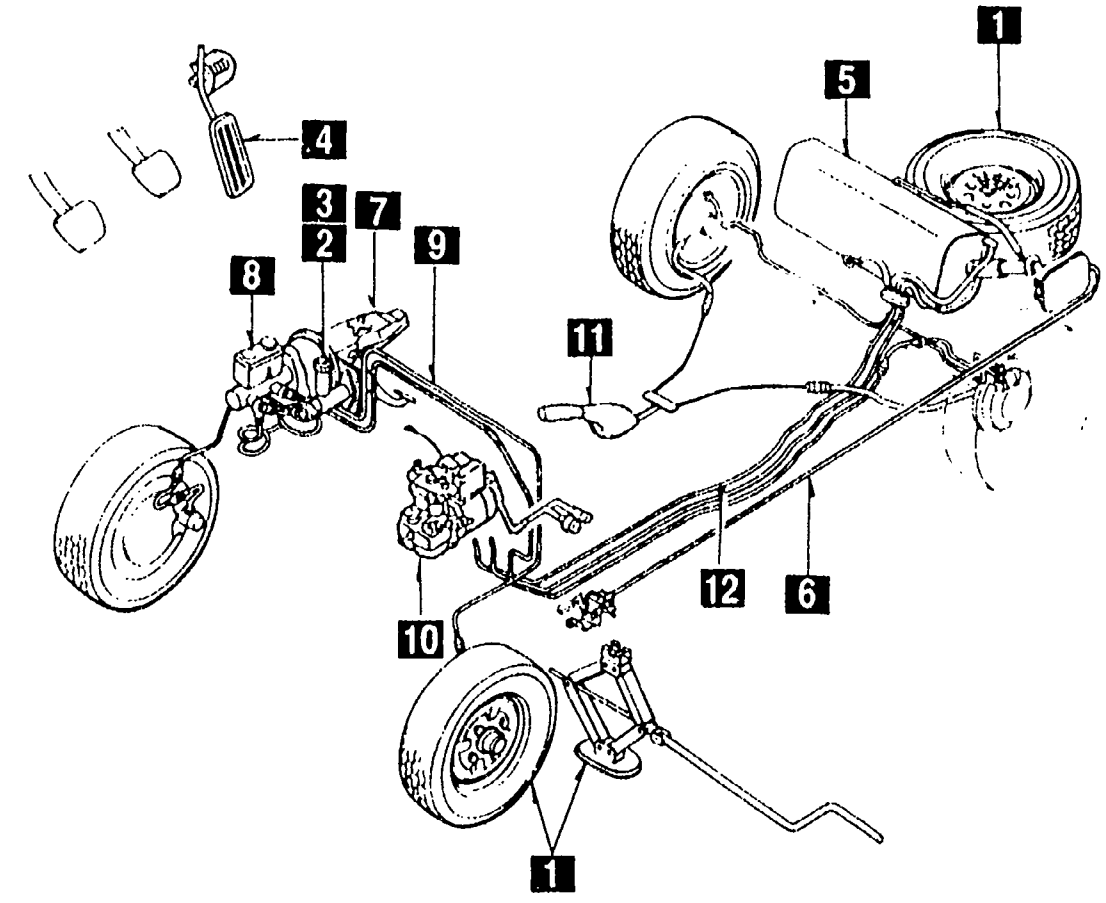
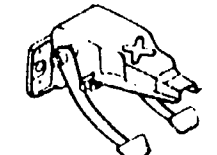
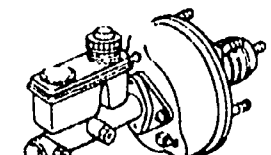

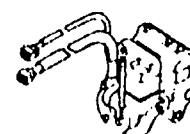

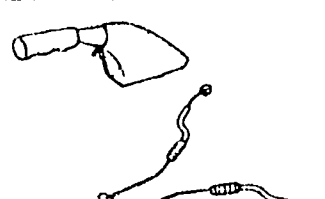
PICTORIAL INDEX

1 1300  INLET MANIFOLD	2 1310  EXHAUST MANIFOLD	3 1320  FUEL SYSTEM	4 1325  FUEL DISTRIBUTOR	5 1330  AIR CLEANER	6 1364  THROTTLE BODY
<h2 style="margin: 0;">GASOLINE ENGINE 4 - CYLINDER (2/2)</h2>					
					
<p style="font-size: small;">As this illustration is prepared to be applicable to all models, some parts are different in specifications from parts listed in this parts Catalog</p>					
6600 Control Unit  SWITCHES & RELAYS (ENGINE)	7 1370  EMISSION CONTROL SYSTEM (INLET SIDE)	8 1500  COOLING SYSTEM	9 1580  BRACKET, PULLEY & BELT	10	11 1800  ENGINE ELECTRICAL SYSTEM
15 1850  BATTERY	14 1840  STARTER	13 1830  ALTERNATOR	12	11 1800  V-Belt	11 1800  Spark Plug  Ignition Coil

PICTORIAL INDEX


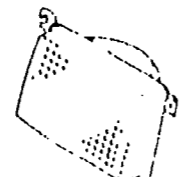
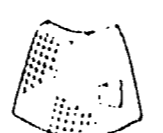
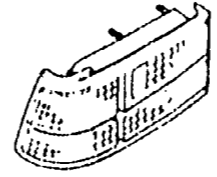

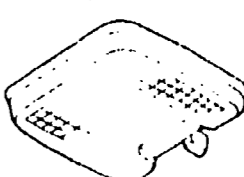
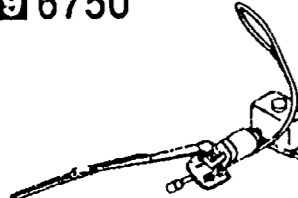
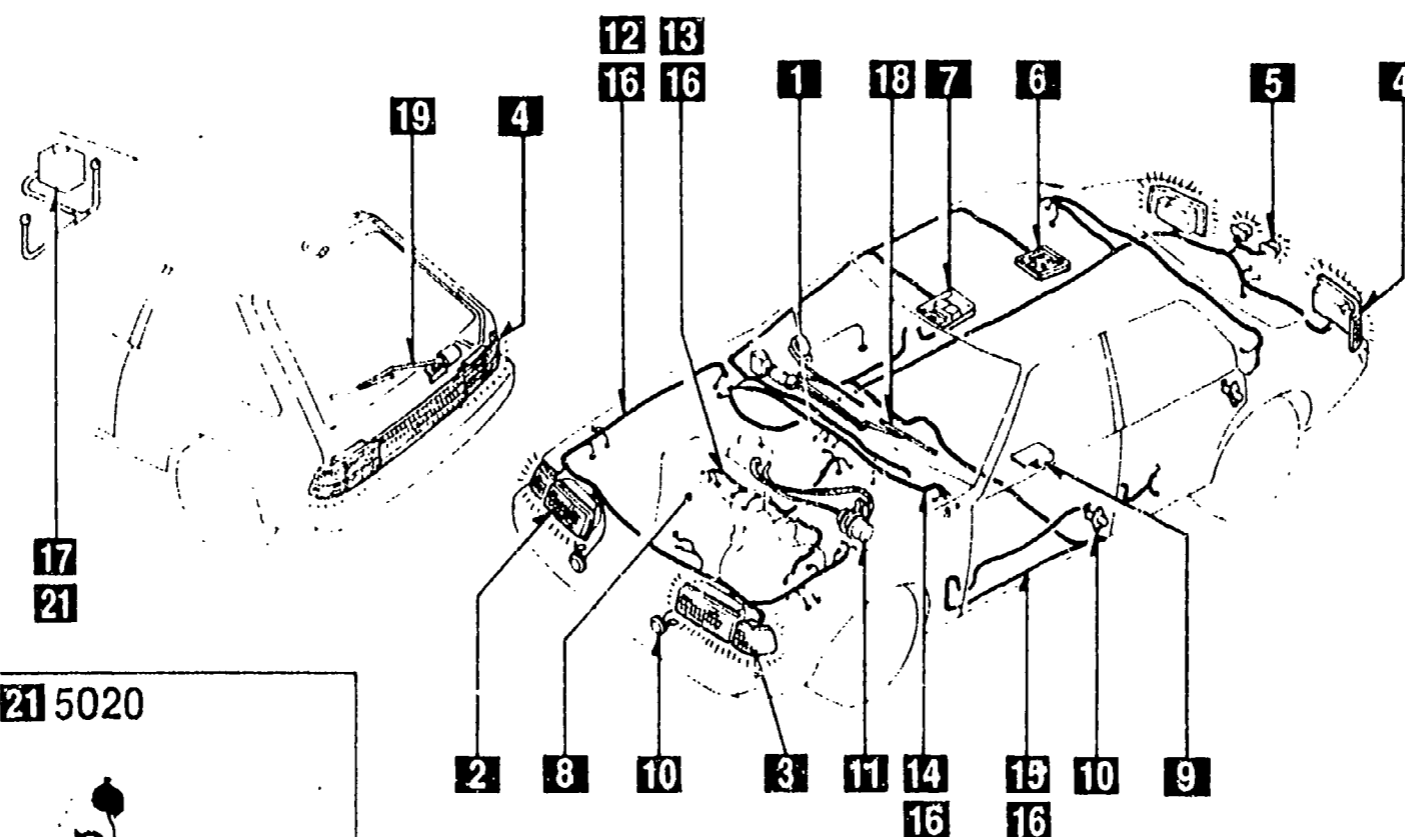

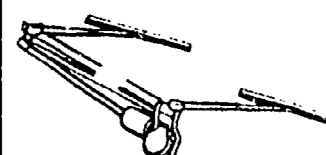
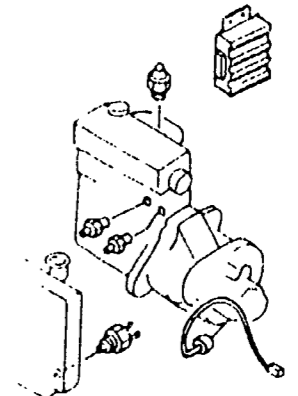
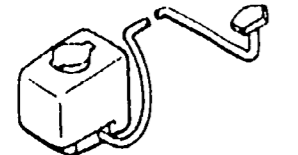



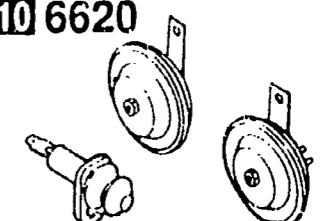




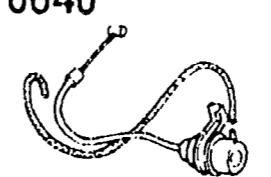
1 2510  FRONT DRIVE SHAFTS	2 2600  REAR AXLE	3 2610  REAR BRAKE MECHANISMS	4 2700  FRONT DIFFERENTIALS	5 2800  REAR SUSPENSION MECHANISMS	6 2810  REAR STABILIZER
<h2 style="margin: 0;">CHASSIS (1/2)</h2>  <p style="font-size: small; text-align: center;">As this illustration is prepared to be applicable to all models, some parts are different in specifications from parts listed in this parts Catalog.</p>					
7 3200  STEERING WHEEL					
8 3210  STEERING COLUMN & SHAFTS					
9 3220  STEERING GEAR					
10 3240  POWER STEERING SYSTEM					
11 3300  FRONT AXLE					
12 3310  FRONT BRAKE MECHANISMS					
13 3400  FRONT SUSPENSION MECHANISMS					
14 3410  CROSSMEMBER & STABILIZER					
15 3900  ENGINE & T/MISSION MOUNTINGS					
16 4000  EXHAUST SYSTEM					
17 4600  CHANGE CONTROL SYSTEM					

PICTORIAL INDEX

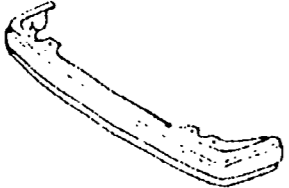
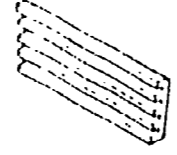
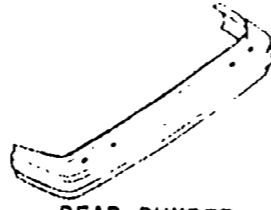
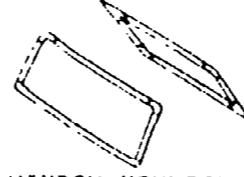
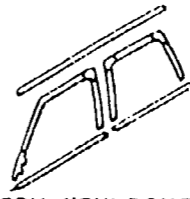

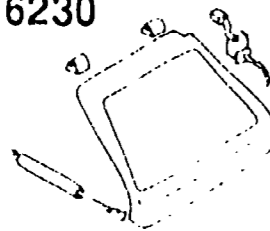
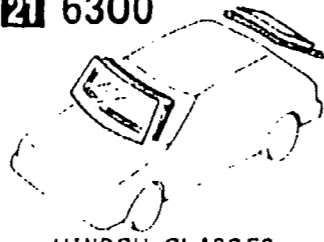
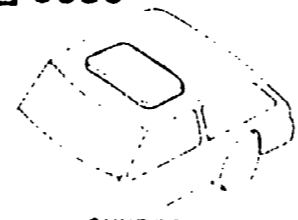



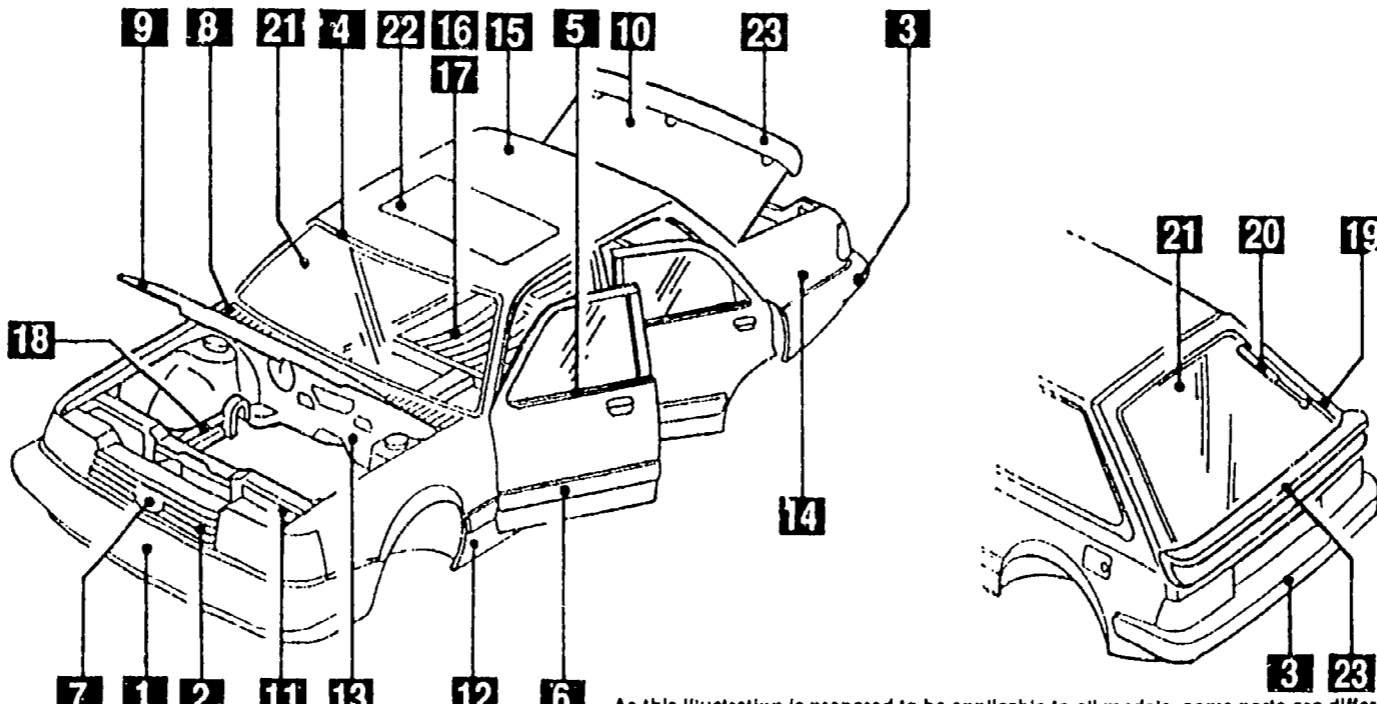
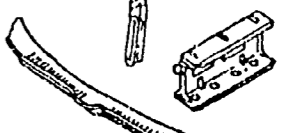

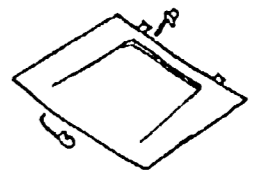

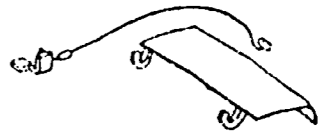


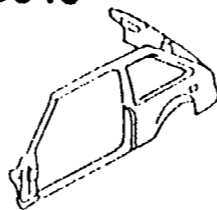


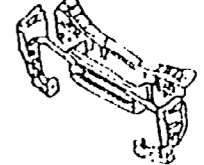
1 3700  TIRES & JACK	2 4140  CLUTCH RELEASE & MASTER CYLINDERS	3 4145  CLUTCH PIPINGS	4 4160  ACCELERATOR CONTROL SYSTEM	5 4200  FUEL TANK	6 4210  FUEL LID OPENER
<h2 style="margin: 0;">CHASSIS (2/2)</h2> 					
					7 4300  CLUTCH & BRAKE PEDALS
					8 4340  BRAKE MASTER CYLINDER & POWER BRAKE
					9 4360  BRAKE PIPINGS
					10 4370  ANTILOCK BRAKE SYSTEM
				12 4500  FUEL PIPINGS	11 4400  PARKING BRAKE SYSTEM

As this illustration is prepared to be applicable to all models, some parts are different in specifications from parts listed in this parts Catalog.



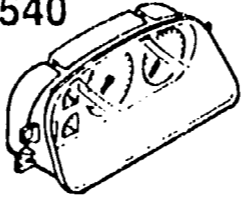
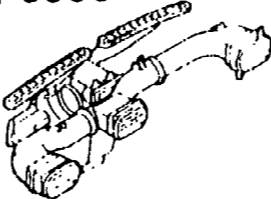

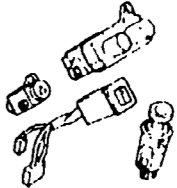
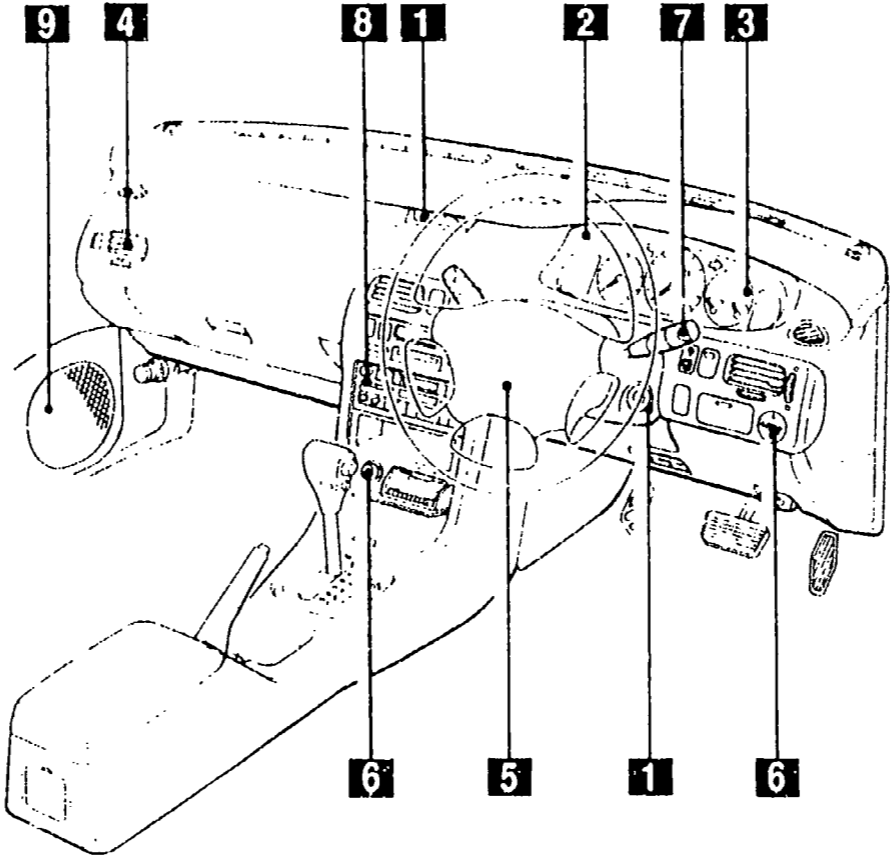
PICTORIAL INDEX

1 0900  KEY SETS	2 5100  HEAD LAMPS	3 5105  FRONT COMBINATION LAMPS	4 5110  REAR COMBINATION LAMPS	5 5120  LICENSE LAMP & REAR FINISHER	6 5125  INTERIOR LAMPS	
19 6750  WINDOW WIPER & WASHER (REAR)	<h2 style="margin: 0;">BODY (1/4)</h2> 				7 5130  OVERHEAD CONSOLE	
18 6730  WINDSHIELD WIPERS					8 6600  SWITCHES & RELAYS (ENGINE)	
17 6720  WINDSHIELD WASHER					9 6630  RELAYS & UNIT (BODY)	
16 6704  WIRING HARNESS CLAMPS	21 5020  HEAD LAMP CLEANER	<small>As this illustration is prepared to be applicable to all models, some parts are different in specifications from parts listed in this parts Catalog.</small>				10 6620  DOOR SWITCH & HORNS
15 6703  WIRING HARNESSSES (DOOR, FLOOR/CEILING)	14 6702  WIRING HARNESSSES (DASHBOARD)	13 6701  WIRING HARNESSSES (ENGINE & T/MISSION)	12 6700  WIRING HARNESSSES (FRONT & REAR)	11 6640  AUTO CRUISE CONTROL SYSTEM		

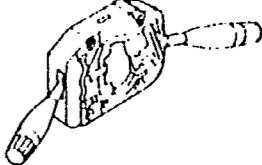
PICTORIAL INDEX

1 5000  FRONT BUMPER	2 5005  RADIATOR GRILLE	3 5010  REAR BUMPER	4 5030  WINDOW MOULDINGS	5 5040  BODY MOULDINGS	6 5060  SIDE PROTECTORS
20 6230  LIFT GATE MECHANISMS	21 6300  WINDOW GLASSES	22 6330  SUNROOF	23 7800  SPOILERS & RELATED PARTS	7 5170  ORNAMENTS	
19 6200  LIFT GATE	<div style="text-align: center;"> BODY (2/4) </div>  <p style="text-align: center; font-size: small;">As this illustration is prepared to be applicable to all models, some parts are different in specifications from parts listed in this parts Catalog.</p>				8 5180  COWL & EXTRACTOR GRILLES
18 5390  FLOOR ATTACHMENTS					9 5230  BONNET
17 5380  FLOOR ATTACHMENTS (HOLE COVERS)					10 5260  TRUNK LID
16 5370  FLOOR PANELS	15 5360  ROOF PANELS	14 5340  SIDE PANELS	13 5330  DASH & COWL PANELS	12 5320  FENDER & WHEEL APRON PANELS	11 5310  FRONT PANELS

PICTORIAL INDEX

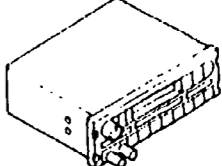
<p>1 5500</p>  <p>DASHBOARD EQUIPMENTS</p>	<p>2 5520</p>  <p>METER HOOD</p>	<p>3 5540</p>  <p>METER SET & METER COMPONENTS</p>	<p>4 5580</p>  <p>VENTILATOR</p>	<p>5 5795</p>  <p>AIR BAG</p>	<p>6 6610</p>  <p>DASHBOARD SWITCHES</p>
<h2 style="margin: 0;">BODY (3/4)</h2> 					
<p style="font-size: small;">As this illustration is prepared to be applicable to all models, some parts are different in specifications from parts listed in this parts Catalog.</p>					

7 6611




COMBINATION SWITCH

8 6680




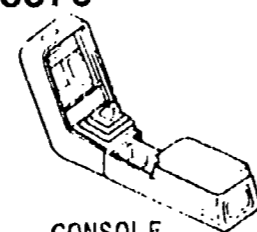

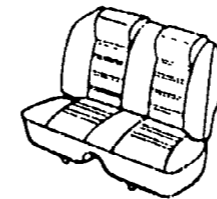

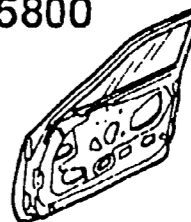
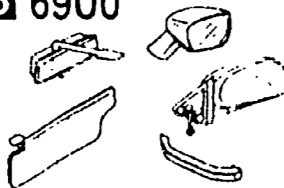



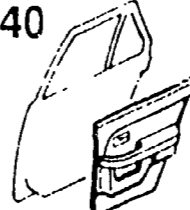
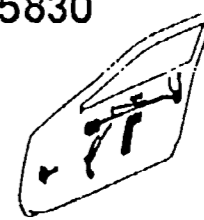
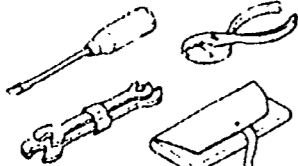
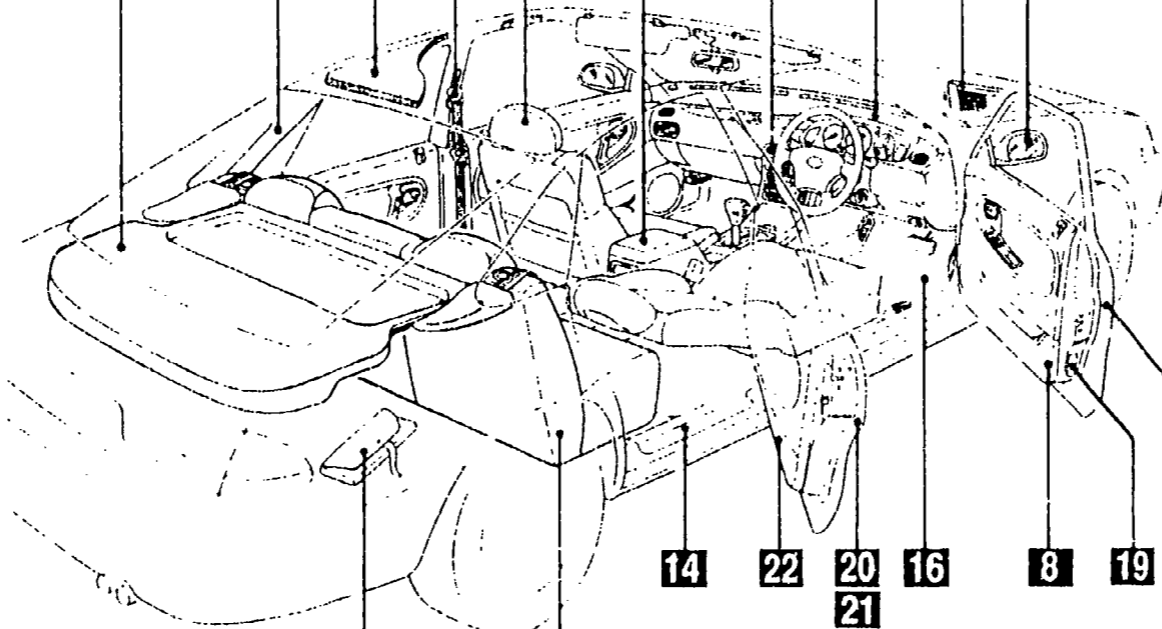

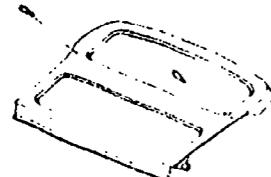

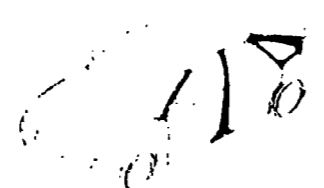
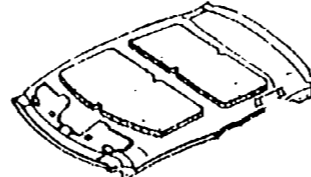
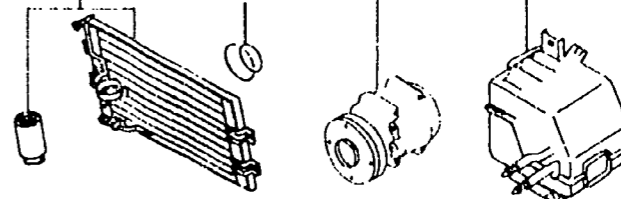
AUDIO SYSTEMS
(RADIO & TAPE DECK)

9 6682



AUDIO SYSTEMS
(ANTENNA & SPEAKER)

PICTORIAL INDEX

<p>1 5560</p>  <p>DASHBOARD & RELATED PARTS</p>	<p>2 5570</p>  <p>CONSOLE</p>	<p>3 5700</p>  <p>FRONT SEATS</p>	<p>4 5750</p>  <p>REAR SEATS</p>	<p>5 5790</p>  <p>SEAT BELTS</p>	<p>6 5800</p>  <p>FRONT DOORS</p>	
<p>18 6900</p>  <p>VISORS, ASSIST HANDLES & MIRRORS</p>	<p>19 6930</p>  <p>CAUTION PLATES & LABELS</p>	<p>20 7200</p>  <p>REAR DOORS</p>	<p>21 7230</p>  <p>REAR DOOR MECHANISMS</p>	<p>22 7240</p>  <p>REAR DOOR TRIMS & RELATED PARTS</p>	<p>7 5830</p>  <p>FRONT DOOR MECHANISMS</p>	
<p>17 6870</p>  <p>SERVICE TOOLS</p>	<div style="display: flex; justify-content: space-between; align-items: center;"> <div style="text-align: center;"> <p>15</p> <p>13</p> <p>12</p> <p>5</p> <p>3</p> <p>2</p> <p>9</p> <p>1</p> <p>10</p> <p>18</p> </div> <div style="text-align: center;"> <h2 style="margin: 0;">BODY</h2> <h3 style="margin: 0;">(4/4)</h3>  </div> <div style="text-align: center;"> <p>8 5840</p> <p>FRONT DOOR TRIMS & RELATED PARTS</p> </div> </div> <div style="display: flex; justify-content: space-between; align-items: center; margin-top: 10px;"> <div style="text-align: center;"> <p>14</p> <p>22</p> <p>20</p> <p>16</p> <p>8</p> <p>19</p> <p>6</p> <p>7</p> </div> <div style="text-align: center;"> <p>9</p> <p>6115</p> <p>6110</p> <p>6100</p> <p>6120</p> <p>HEATER</p> </div> </div> <p style="font-size: small; text-align: center; margin-top: 5px;">As this illustration is prepared to be applicable to all models, some parts are different in specifications from parts listed in this parts Catalog.</p>				<p>8 5840</p> <p>FRONT DOOR TRIMS & RELATED PARTS</p>	
<p>16 6860</p>  <p>FLOOR MATS & PADS</p>	<p>15 6850</p>  <p>LUGGAGE COVER</p>	<p>14 6840</p>  <p>TRIMS & SCUFF PLATES</p>	<p>13 6820</p>  <p>PILLAR TRIMS</p>	<p>12 6800</p>  <p>CEILING TRIMS</p>	<p>11</p>	<p>10 6130 6135 6140 6150</p>  <p>AIR CONDITIONER</p>

SECTION NAME INDEX (ENGINE)

LO NO	SEC NO	SECTION NAME	LO NO	SEC NO	SECTION NAME	LO NO	SEC NO	SECTION NAME
1-C03	1000AA	SHORT & PARTIAL ENGINE (1600CC)	1-E06	1364AB	THROTTLE BODY (2000CC)	1-G11	1840AB	STARTER (2000CC)(MT)
1-D03	1000AB	SHORT & PARTIAL ENGINE (2000CC)	1-F06	1370AA	EMISSION CONTROL SYSTEM (INLET SIDE) (1600CC)	1-I11	1840AC	STARTER (2000CC)(AT)
1-E03	1005AA	ENGINE GASKET SETS (1600CC)	1-H06	1370AB	EMISSION CONTROL SYSTEM (INLET SIDE) (2000CC)	1-K11	1850A	BATTERY
1-F03	1005AB	ENGINE GASKET SETS (2000CC)	1-L06	1400AA	OIL PUMP & FILTER (1600CC)	1-L11	1910A	AUTOMATIC TRANSMISSION TORQUE CONVERTER, OIL PUMP & PIPINGS
1-G03	1010AA	CYLINDER HEAD & COVER (1600CC)	1-N06	1400AB	OIL PUMP & FILTER (2000CC)	1-E12	1920A	AUTOMATIC TRANSMISSION CASE & MAIN CONTROL SYSTEM
1-I03	1010AB	CYLINDER HEAD & COVER (2000CC)	1-D07	1500AA	COOLING SYSTEM (1600CC)	1-H12	1925A	AUTOMATIC TRANSMISSION CONTROL VALVE
1-L03	1030AA	CYLINDER BLOCK (1600CC)	1-H07	1500AB	COOLING SYSTEM (2000CC)	1-L12	1930A	AUTOMATIC TRANSMISSION CLUTCHES & PLANETARY GEARS
1-M03	1030AB	CYLINDER BLOCK (2000CC)	1-L07	1580AA	BRACKET, PULLEY & BELT (1600CC)	1-D13	1940A	AUTOMATIC TRANSMISSION GOVERNOR, LOW & REVERSE PISTON
1-N03	1040AA	OIL PAN & TIMING COVER (1600CC)	1-N07	1580AB	BRACKET, PULLEY & BELT (2000CC)	1-G13	1950A	AUTOMATIC TRANSMISSION MANUAL LINKAGE SYSTEM
1-D04	1040AB	OIL PAN & TIMING COVER (2000CC)	1-C09	1600AA	CLUTCH DISC & COVER (1600CC)	1-I13	1960A	AUTOMATIC TRANSMISSION GASKET & SEAL KIT
1-E04	1100AA	PISTON, CRANKSHAFT & FLYWHEEL (1600CC)	1-D09	1600AB	CLUTCH DISC & COVER (2000CC)			
1-H04	1100AB	PISTON, CRANKSHAFT & FLYWHEEL (2000CC)	1-E09	1700AA	MANUAL TRANSMISSION CASE (1600CC)			
1-J04	1200AA	VALVE SYSTEM (1600CC)	1-G09	1700AB	MANUAL TRANSMISSION CASE (2000CC)			
1-L04	1200AB	VALVE SYSTEM (2000CC)	1-I09	1710AA	MANUAL TRANSMISSION GEARS (1600CC)			
1-C05	1300AA	INLET MANIFOLD (1600CC)	1-M09	1710AB	MANUAL TRANSMI. ON GEARS (2000CC)			
1-E05	1300AB	INLET MANIFOLD (2000CC)	1-E10	1720AA	MANUAL TRANSMISSION CHANGE CONTROL SYSTEM (1600CC)			
1-E05	1310AA	EXHAUST MANIFOLD (1600CC)	1-G10	1720AB	MANUAL TRANSMISSION CHANGE CONTROL SYSTEM (2000CC)			
1-G05	1310AB	EXHAUST MANIFOLD (2000CC)	1-I10	1800AA	ENGINE ELECTRICAL SYSTEM (1600CC)			
1-H05	1320AA	FUEL SYSTEM	1-K10	1800AB	ENGINE ELECTRICAL SYSTEM (2000CC)			
1-I05	1325AA	FUEL DISTRIBUTOR (1600CC)	1-H10	1830AA	ALTERNATOR (1600CC)			
1-J05	1325AB	FUEL DISTRIBUTOR (2000CC)	1-C11	1830AB	ALTERNATOR (2000CC)			
1-L05	1330AA	AIR CLEANER (1600CC)	1-E11	1840AA	STARTER (1600CC)			
1-M05	1330AB	AIR CLEANER (2000CC)						
1-D06	1364AA	THROTTLE BODY (1600CC)						

SECTION NAME INDEX (CHASSIS)

LO NO	SEC NO	SECTION NAME	LO NO	SEC NO	SECTION NAME	LO NO	SEC NO	SECTION NAME
2-C03	2510AA	FRONT DRIVE SHAFTS (1600CC)(MT)	2-C08	3900AA	ENGINE & TRANSMISSION MOUNTINGS (MANUAL TRANSMISSION) (1600CC)	2-L11	4360AB	BRAKE PIPINGS (W/O ANTILOCK BRAKE)(2000CC)(4-DOOR)
2-E03	2510AB	FRONT DRIVE SHAFTS (1600CC)(AT)	2-E08	3900AB	ENGINE & TRANSMISSION MOUNTINGS (MANUAL TRANSMISSION) (2000CC)	2-D12	4360AC	BRAKE PIPINGS (W/O ANTILOCK BRAKE)(2000CC)(5-DOOR)
2-G03	2510AC	FRONT DRIVE SHAFTS (2000CC)(MT)	2-G08	3900BA	ENGINE & TRANSMISSION MOUNTINGS (AUTOMATIC TRANSMISSION) (1600CC)	2-F12	4360BA	BRAKE PIPINGS (W/ANTILOCK BRAKE)(1600CC)
2-I03	2510AD	FRONT DRIVE SHAFTS (2000CC)(AT)	2-I08	3900BB	ENGINE & TRANSMISSION MOUNTINGS (AUTOMATIC TRANSMISSION) (2000CC)	2-H12	4360BB	BRAKE PIPINGS (W/ANTILOCK BRAKE)(2000CC)(4-DOOR)
2-K03	2600AA	REAR AXLE (DRUM BRAKE)	2-K08	4000A	EXHAUST SYSTEM (1600CC)	2-K12	4360BC	BRAKE PIPINGS (W/ANTILOCK BRAKE)(2000CC)(5-DOOR)
2-L03	2600AB	REAR AXLE (DISC BRAKE)(4-DOOR)	2-M08	4000B	EXHAUST SYSTEM (2000CC)	2-M12	4370A	ANTILOCK BRAKE SYSTEM
2-M03	2600AC	REAR AXLE (DISC BRAKE)(5-DOOR)(W/O ANTILOCK BRAKE)	2-C09	4140A	CLUTCH RELEASE & MASTER CYLINDERS (MANUAL TRANSMISSION)	2-N12	4400A	PARKING BRAKE SYSTEM
2-N03	2600AD	REAR AXLE (DISC BRAKE)(5-DOOR)(W/ANTILOCK BRAKE)	2-F09	4145AA	CLUTCH PIPINGS (MANUAL TRANSMISSION) (1600CC)	2-D13	4500A	FUEL PIPINGS
2-C04	2610AA	REAR BRAKE MECHANISMS (DRUM BRAKE)	2-G09	4145AB	CLUTCH PIPINGS (MANUAL TRANSMISSION) (2000CC)	2-F13	4600A	CHANGE CONTROL SYSTEM (MANUAL TRANSMISSION)
2-E04	2610AB	REAR BRAKE MECHANISMS (DISC BRAKE)	2-H09	4160A	ACCELERATOR CONTROL SYSTEM	2-G13	4600B	CHANGE CONTROL SYSTEM (AUTOMATIC TRANSMISSION)
2-G04	2700A	FRONT DIFFERENTIALS (MT)	2-J09	4200A	FUEL TANK			
2-J04	2700B	FRONT DIFFERENTIALS (AT)	2-F10	4210A	FUEL LID OPENER (4-DOOR)			
2-L04	2800A	REAR SUSPENSION MECHANISMS	2-H10	4210AA	FUEL LID OPENER (5-DOOR)			
2-D05	2810A	REAR STABILIZER	2-I10	4300A	CLUTCH & BRAKE PEDALS (MANUAL TRANSMISSION)			
2-E05	3200A	STEERING WHEEL	2-K10	4300B	BRAKE PEDALS (AUTOMATIC TRANSMISSION)			
2-K05	3210A	STEERING COLUMN & SHAFTS	2-L10	4340A	BRAKE MASTER CYLINDER & POWER BRAKE (W/O ANTILOCK BRAKE)(4-DOOR)			
2-L05	3220A	STEERING GEAR	2-C11	4340AA	BRAKE MASTER CYLINDER & POWER BRAKE (W/O ANTILOCK BRAKE)(5-DOOR)			
2-C06	3240AA	POWER STEERING SYSTEM (1600CC)	2-E11	4340B	BRAKE MASTER CYLINDER & POWER BRAKE (W/ANTILOCK BRAKE)(4-DOOR)			
2-G06	3240AB	POWER STEERING SYSTEM (2000CC)	2-H11	4340BA	BRAKE MASTER CYLINDER & POWER BRAKE (W/ANTILOCK BRAKE)(5-DOOR)			
2-K06	3300A	FRONT AXLE	2-J11	4360AA	BRAKE PIPINGS (W/O ANTILOCK BRAKE)(1600CC)			
2-M06	3310AA	FRONT BRAKE MECHANISMS (1600CC)						
2-N06	3310AB	FRONT BRAKE MECHANISMS (2000CC)						
2-D07	3400A	FRONT SUSPENSION MECHANISMS						
2-G07	3410A	CROSSMEMBER & STABILIZER						
2-H07	3700A	TIRES & JACK						

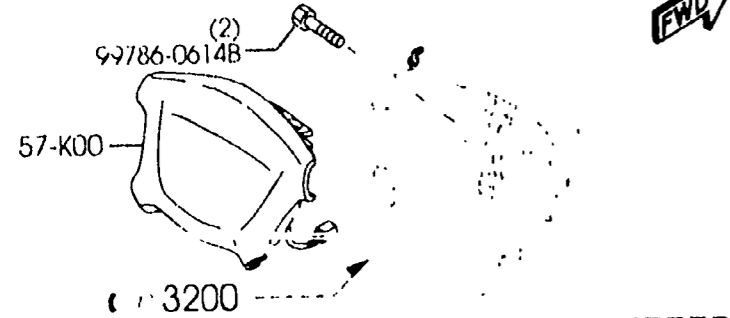
SECTION NAME INDEX (BODY)

LO NO	SEC NO	SECTION NAME	LO NO	SEC NO	SECTION NAME	LO NO	SEC NO	SECTION NAME
3-C03	0900A	KEY SETS (4-DOOR)	3-C07	5170A	ORNAMENTS (4-DOOR)	3-112	5560A	DASHBOARD & RELATED PARTS
3-F03	0900AA	KEY SETS (5-DOOR)	3-E07	5170AA	ORNAMENTS (5-DOOR)	3-L12	5570A	CONSOLE
3-H03	5000A	FRONT BUMPER (4-DOOR)	3-F07	5180A	COWL & EXTRACTOR GRILLES (4-DOOR)	3-D13	5580A	VENTILATOR
3-L03	5000AA	FRONT BUMPER (5-DOOR)	3-H07	5180B	COWL & EXTRACTOR GRILLES (5-DOOR)	3-F13	5700A	FRONT SEATS (4-DOOR)
3-N03	5005A	RADIATOR GRILLE (4-DOOR)	3-J07	5230A	BONNET	3-N14	5700B	FRONT SEATS (5-DOOR)
3-D04	5005AA	RADIATOR GRILLE (5-DOOR)	3-L07	5260A	TRUNK LID (4-DOOR)	3-115	5750A	REAR SEATS (4-DOOR)
3-E04	5010A	REAR BUMPER (4-DOOR)	3-N07	5310A	FRONT PANELS	3-F16	5750B	REAR SEATS (5-DOOR)
3-G04	5010B	REAR BUMPER (5-DOOR)	3-C08	5320A	FENDER & WHEEL APRON PANELS (4-DOOR)	3-J16	5790A	SEAT BELTS (4-DOOR)
3-I04	5030A	WINDOW MOULDINGS (4-DOOR)	3-G08	5320AA	FENDER & WHEEL APRON PANELS (5-DOOR)	3-M16	5790B	SEAT BELTS (5-DOOR)
3-J04	5030B	WINDOW MOULDINGS (5-DOOR)	3-K08	5330A	DASH & COWL PANELS	4-C03	5795A	AIR BAG
3-K04	5040A	BODY MOULDINGS (4-DOOR)	3-L08	5340A	SIDE PANELS (4-DOOR)	4-E03	5800A	FRONT DOORS
3-M04	5040B	BODY MOULDINGS (5-DOOR)	3-E09	5340B	SIDE PANELS (5-DOOR)	4-H03	5830A	FRONT DOOR MECHANISMS (4-DOOR)
3-N05	5060A	SIDE PROTECTORS (4-DOOR)	3-J09	5360A	ROOF PANELS (4-DOOR)	4-N03	5830AA	FRONT DOOR MECHANISMS (5-DOOR)
3-K05	5060AA	SIDE PROTECTORS (5-DOOR)	3-K09	5360B	ROOF PANELS (5-DOOR)	4-F04	5840A	FRONT DOOR TRIMS & RELATED PARTS (4-DOOR)
3-M05	5100A	HEAD LAMPS (4-DOOR)	3-M09	5370A	FLOOR PANELS (4-DOOR)	4-N04	5840AA	FRONT DOOR TRIMS & RELATED PARTS (5-DOOR)
3-N05	5100B	HEAD LAMPS (5-DOOR)	3-D10	5370B	FLOOR PANELS (5-DOOR)	4-C06	6100A	HEATER
3-C06	5105A	FRONT COMBINATION LAMPS (4-DOOR)	3-G10	5380A	FLOOR ATTACHMENT (HOLE COVERS) (4-DOOR)	4-E06	6110A	HEATER UNIT COMPONENTS
3-F06	5105B	FRONT COMBINATION LAMPS (5-DOOR)	3-110	5380B	FLOOR ATTACHMENT (HOLE COVERS) (5-DOOR)	4-G06	6115A	HEATER CONTROL COMPONENTS
3-G06	5110A	REAR COMBINATION LAMPS (4-DOOR)	3-K10	5390A	FLOOR ATTACHMENT (4-DOOR)	4-I06	6120A	HEATER BLOWER COMPONENTS
3-I06	5110B	REAR COMBINATION LAMPS (5-DOOR)	3-N10	5290B	FLOOR ATTACHMENT (5-DOOR)	4-J06	6130A	AIR CONDITIONER
3-J06	5120A	LICENSE LAMPS	3-C12	5500A	DASHBOARD EQUIPMENTS	4-C07	6135A	AIR CONDITIONING COOLING PIPE O-RING
3-L06	5125A	INTERIOR LAMPS (W/O SUNROOF)	3-E12	5520A	METER HOOD	4-D07	6140A	AIR CONDITIONING COMPRESSOR COMPONENTS (1600CC)
3-M06	5125B	INTERIOR LAMPS (W/SUNROOF)	3-F12	5540AA	METER SET & METER COMPONENTS (4-DOOR) (W/O TACHOMETER)	4-E07	6140B	AIR CONDITIONING COMPRESSOR COMPONENTS (2000CC)
3-N06	5130A	OVERHEAD CONSOLE (W/SUNROOF)	3-G12	5540AB	METER SET & METER COMPONENTS (4-DOOR) (W/TACHOMETER)	4-F07	6150A	AIR CONDITIONING COOLING UNIT
			3-H12	5540B	METER SET & METER COMPONENTS (5-DOOR)	4-H07	6200A	LIFT GATE (5-DOOR)
						4-I07	6230A	LIFT GATE MECHANISMS (5-DOOR)

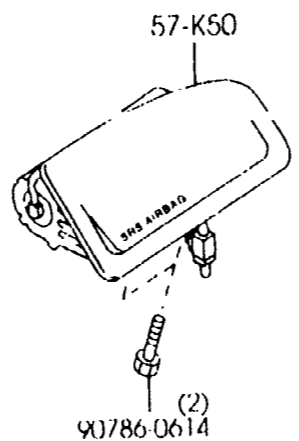
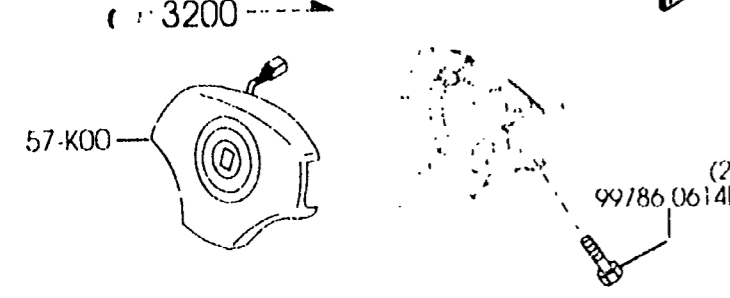
SECTION NAME INDEX (BODY)

LO NO	SEC NO	SECTION NAME	LO NO	SEC NO	SECTION NAME	LO NO	SEC NO	SECTION NAME
4-J07	6300A	WINDOW GLASSES (4-DOOR)	4-L11	6703AA	DOOR, FLOOR & CEILING WIRING H ARNESSES (5-DOOR)	5-E03	7800AA	SPOILERS & RELATED PARTS (5-DOOR)
4-K07	6300B	WINDOW GLASSES (5-DOOR)	4-M11	6704A	WIRING HARNESS CLAMPS (4-DOOR)			
4-M07	6330A	SUNROOF (4-DOOR)	4-D12	6704AA	WIRING HARNESS CLAMPS (5-DOOR)			
4-D08	6330B	SUNROOF (5-DOOR)	4-E12	6720A	WINDSHIELD WASHER (4-DOOR)			
4-G08	6600AA	ENGINE SWITCHES & RELAYS (1600CC)	4-H12	6720AA	WINDSHIELD WASHER (5-DOOR)			
4-K08	6600AB	ENGINE SWITCHES & RELAYS (2000CC)	4-K12	6730A	WINDSHIELD WIPERS			
4-C09	6610A	DASHBOARD SWITCHES	4-M12	6750A	WINDOW WIPER & WASHER (REAR) (5-DOOR)			
4-D09	6611A	COMBINATION SWITCH	4-C13	6800A	CEILING TRIMS (4-DOOR)			
4-E09	6620A	DOOR SWITCH & HORNS	4-E13	6800B	CEILING TRIMS (5-DOOR)			
4-F09	6630A	BODY RELAYS & UNIT (4-DOOR)	4-G13	6820A	PILLAR TRIMS (4-DOOR)			
4-G09	6630B	BODY RELAYS & UNIT (5-DOOR)	4-J13	6820B	PILLAR TRIMS (5-DOOR)			
4-H09	6640A	AUTO CRUISE CONTROL SYSTEM	4-M13	6840A	TRIMS & SCUFF PLATES (4-DOOR)			
4-K09	6680A	AUDIO SYSTEMS (RADIO & TAPE DE CK) (4-DOOR)	4-E14	6840B	TRIMS & SCUFF PLATES (5-DOOR)			
4-E10	6680AA	AUDIO SYSTEMS (RADIO & TAPE DE CK) (5-DOOR)	4-H14	6850A	LUGGAGE COVER (5-DOOR)			
4-F10	6682A	AUDIO SYSTEMS (ANTENNA & SPEAK ER) (4-DOOR)	4-I14	6860A	FLOOR MATS & PADS (4-DOOR)			
4-G10	6682AA	AUDIO SYSTEMS (ANTENNA & SPEAK ER) (5-DOOR)	4-L14	6860B	FLOOR MATS & PADS (5-DOOR)			
4-I10	6700A	FRONT & REAR WIRING HARNESSES (4-DOOR)	4-N14	6870A	SERVICE TOOLS			
4-L10	6700B	FRONT & REAR WIRING HARNESSES (5-DOOR)	4-C15	6900A	SUN VISORS, ASSIST HANDLES & M IRRORS (4-DOOR)			
4-C11	6701AA	ENGINE & TRANSMISSION WIRING H ARNESSES (1600CC)	4-H15	6900AA	SUN VISORS, ASSIST HANDLES & M IRRORS (5-DOOR)			
4-F11	6701AB	ENGINE & TRANSMISSION WIRING H ARNESSES (2000CC)	4-K15	6930A	CAUTION PLATES & LABELS			
4-I11	6702A	DASHBOARD WIRING HARNESSES	4-N15	7200A	REAR DOORS			
4-K11	6703A	DOOR, FLOOR & CEILING WIRING H ARNESSES (4-DOOR)	4-F16	7230A	REAR DOOR MECHANISMS			
			4-K16	7240A	REAR DOOR TRIMS & RELATED PART S			
			5-C03	7800A	SPOILERS & RELATED PARTS (4-DOOR)			

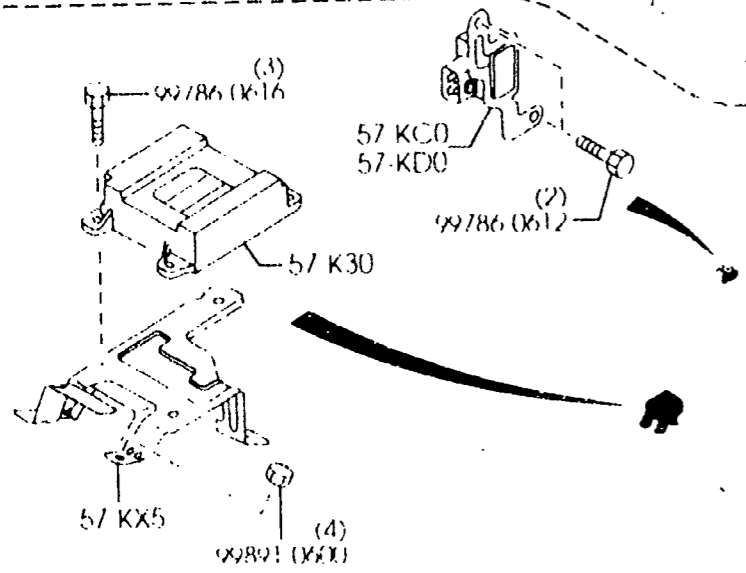

((4DR)) > ((SPORT SUSP))



((4DR)) > ((MPS SUSP))
((5DR))

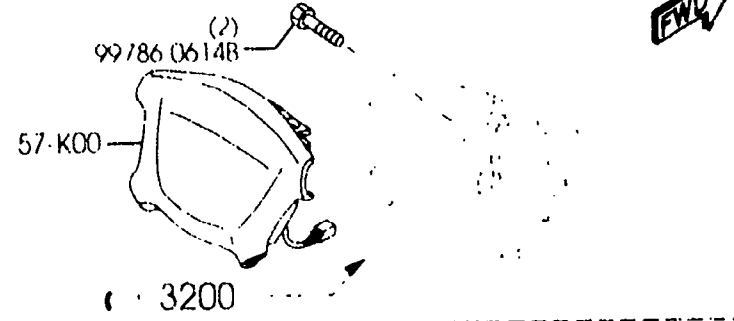


((W/SIDE AIR BAG))




PART NO.	QTY	MODEL/RESTRICTION	MODEL/RESTRICTION	MODEL/RESTRICTION	FROM-TO
57-KA0	1	MODULE(R)-A/B, SIDE (W/SIDE AIR BAG)	MODULE(D)-A/R, LATERAL		-1521
B25D-57-KA0C AN(B25D-57-KA0D)	1				1521-
*B25D-57-KA0D	1				
57-KB0	1	MODULE(L)-A/R, SIDE (W/SIDE AIR BAG)	MODULE(G)-A/R, LATERAL		-1521
B25D-57-KB0C AN(B25D-57-KB0D)	1				1521-
*B25D-57-KB0D	1				
57-KC0	1	SENS SIDE(R)-A/B, IMPACT (W/SIDE AIR BAG) (SPORT SUSP)	COTE SENSOR(D), A/B IMPACT (SUSP. SPORTIVE)		-1712
B25D-57-KC0A A (B25D-57-KC0B)	1				1712-
*B25D-57-KC0B	1				
57-KD0	1	SENS SIDE(L)-A/B, IMPACT (W/SIDE AIR BAG) (SPORT SUSP)	COTE SENSOR(G), A/B IMPACT (SUSP. SPORTIVE)		-1712
B25D-57-KD0A A (B25D-57-KD0B)	1				1712-
*B25D-57-KD0B	1				
57-KX5	1	BRKT, AIR BAG MODULE	CONSOLE, MODULE SAC AIR		
B25D-57-KX0A	1				
57-K00	1	MODULE, AIR BAG ((4DR)) > ((SPORT SUSP))	MODULE, SAC AIR ((4PRTS)) > ((SUSP. SPORTIVE))		
BJ0F-57-K00A	1				
00	INT-	BN1 BN2 BN4 BLACK	BN1 BN2 BN4 NOIR		
22	INT-	BN3 BROWN	BN3 BRUN		-1601
B28V-57-K00	1	((4DR)) > ((MPS SUSP)) (5DR)	((4PRTS)) > ((SUSP.MPS)) (5PRTS)		1601-
*B28V-57-K00A	1				
*00	INT-	BN1 BN2 BN3 BN4 BLACK	BN1 BN2 BN3 BN4 NOIR		
*22	INT-	BN3 BROWN	BN3 BRUN		
57-K30	1	UNIT, SAS	UNITE, CAPTEUR SAC AIR		-1424
B30E-57-K30 A (B30E-57-K30A)	1				1424-
*B30E-57-K30A	1				
1424 BJ22*		-465016			
1521 BJ22*		-475301			
1601 BJ22*		-480682			

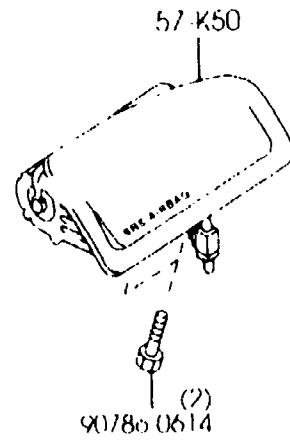
4DR SPORT SUSP



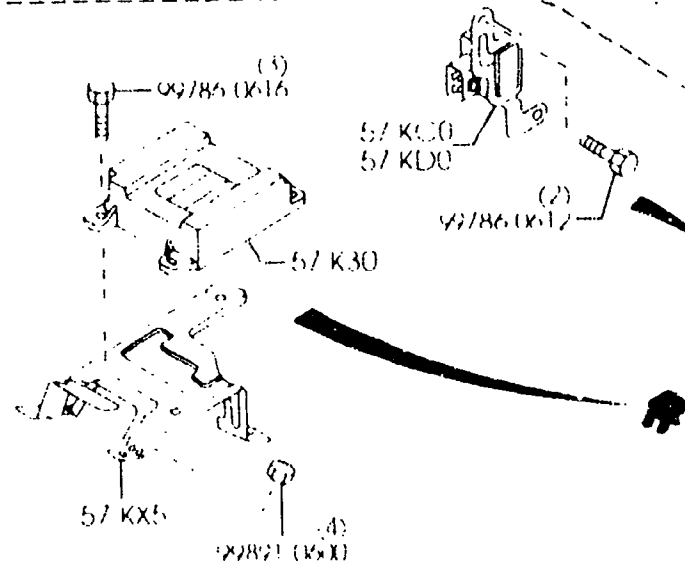

4DR MPS SUSP
5DR



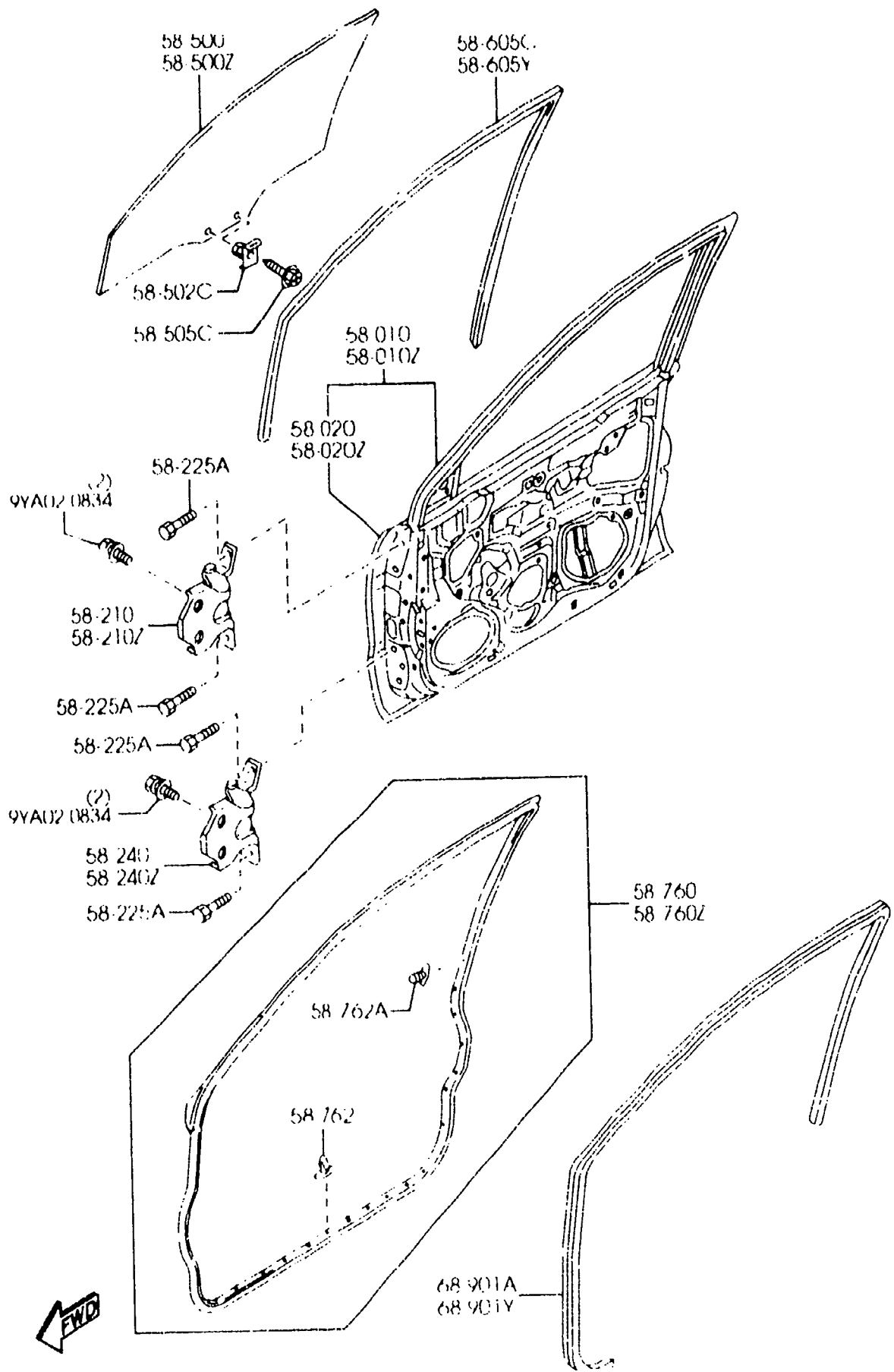
FWD



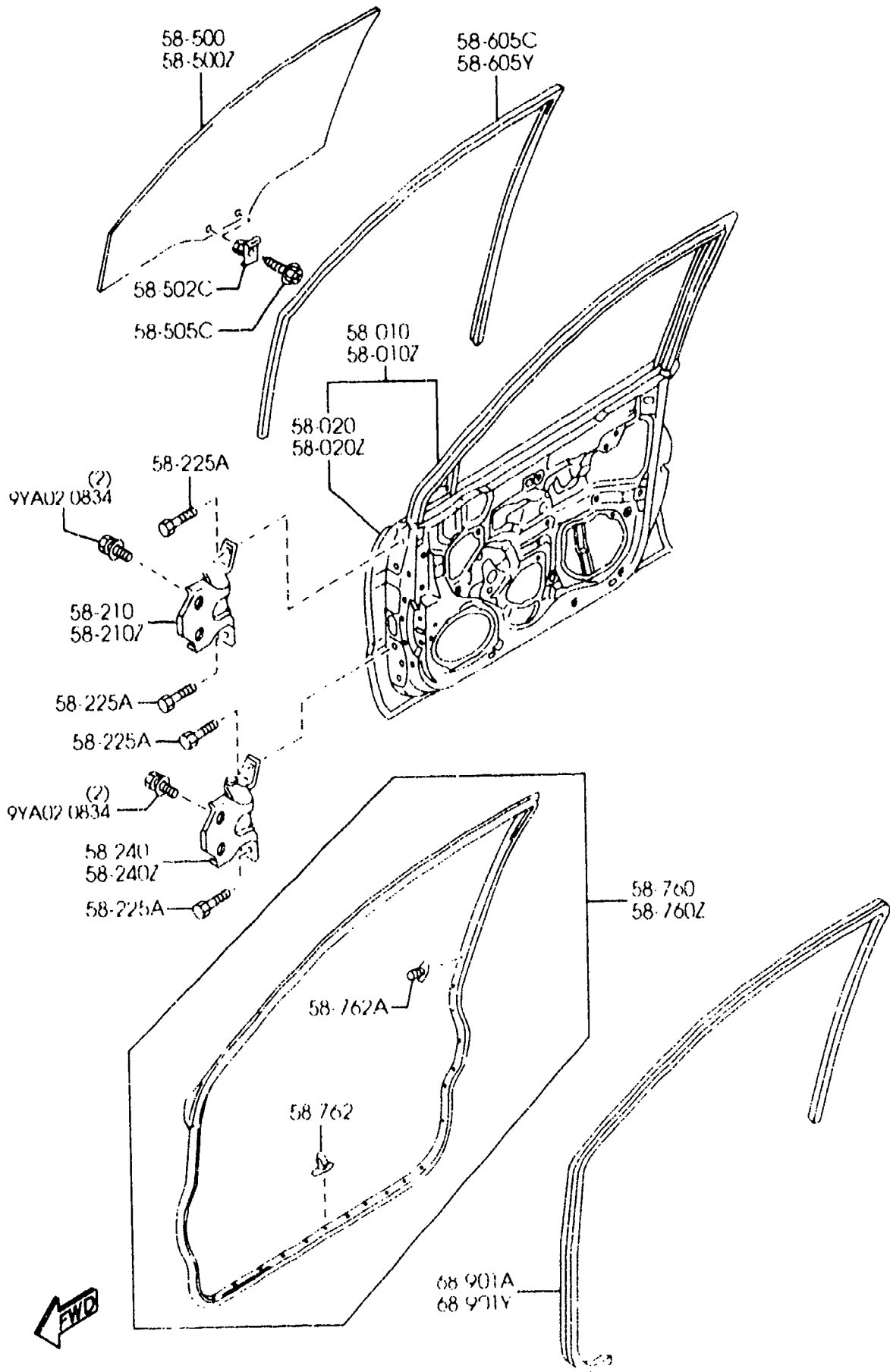
W. SIDE AIR BAG



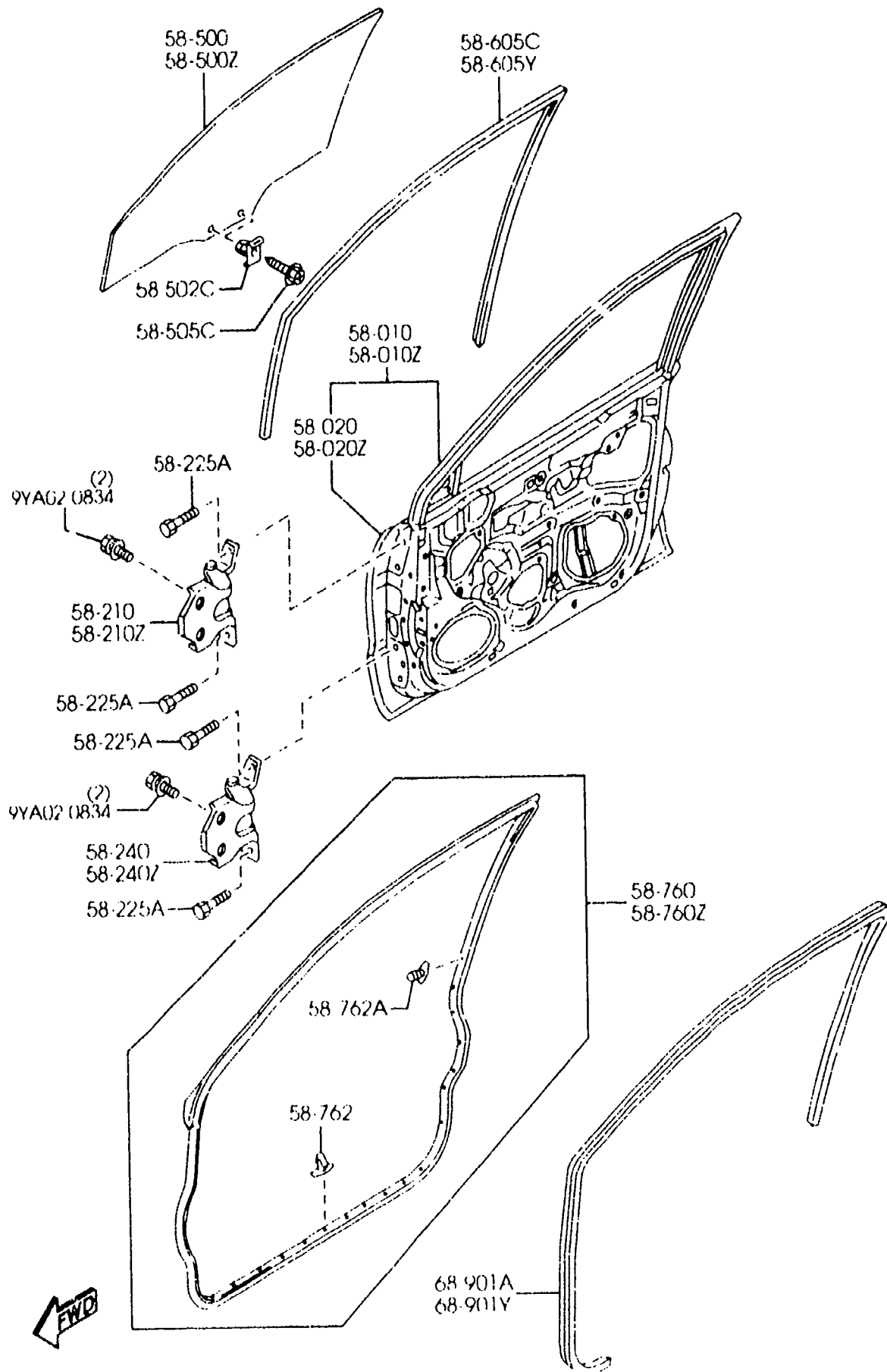
PART NO	QTY	MODEL/RESTRICTION	MODEL/RESTRICTION	MODEL/RESTRICTION	FROM TO
57-K50	1	MODULE, AIR BAG PASSENGER	MODULE, SAC AIR-VOYAGEUR		
BJOE-57-K70C	1				
22	INT-	BN3 BROWN	BN3 BRUN		
65	INT-	BN1 BN2 BN4 OFF-BLACK	BN1 BN2 BN4 NOIR CLAIR		



PART NO	QTY	MODEL/RESTRICTION	MODEL/RESTRICTION	MODEL/RESTRICTION	FROM-TO
58-010	1	BODY(R),FRONT DOOR	PORTE AV,(D)		
BJ0G-58-020C					
58-010Z	1	BODY(L),FRONT DOOR	PORTE AV,(G)		
BJ0G-59-020C					
58-020	1	PANEL(R),OUT.-FRT DOOR	PANNEAU PORTE (D)		
BJ3D-58-031C					
58-020Z	1	PANEL(L),OUT.-FRT DOOR	PANNEAU PORTE (G)		
BJ3D-59-031C					
58-210	1	HINGE(R),DOOR-UPPER	CHARNIERE SUPERIEURE, PORTE		
EA01-59-240C					
58-210Z	1	HINGE(L),DOOR-UPPER	CHARNIERE SUPERIEURE (G)		
EA01-58-240C					
58-225A	8	BOLT,SETTING	BOULON		
GE4T-58-225					
58-240	1	HINGE(R),DOOR LOWER	CHARNIERE INF.(D),PORTE		
EA01-58-240C					
58-240Z	1	HINGE(L),DOOR-LOWER	CHARNIERE (G),PORTE INFERIEURE		
EA01-59-240C					
58-500	1	GLASS(R),DOOR-FRT	GLACE DE PORTE (D)		-1319
B25D-58-511B		T=3.1MM	T=3.1MM		
BL2A-58-511	1	T=3.5MM	T=3.5MM		1319-
58-500Z	1	GLASS(L),DOOR-FRT	GLACE DE PORTE (G)		-1319
B25D-59-511B		T=3.1MM	T=3.1MM		
BL2A-59-511	1	T=3.5MM	T=3.5MM		1319-
58-502C	4 (5DR)	GROMMET,SCREW	ANNEAU (5PRTS)		
GJ21-58-502A					
S084-58-502	4 (4DR)		(4PRTS)		
1319 BJ22* -447246					



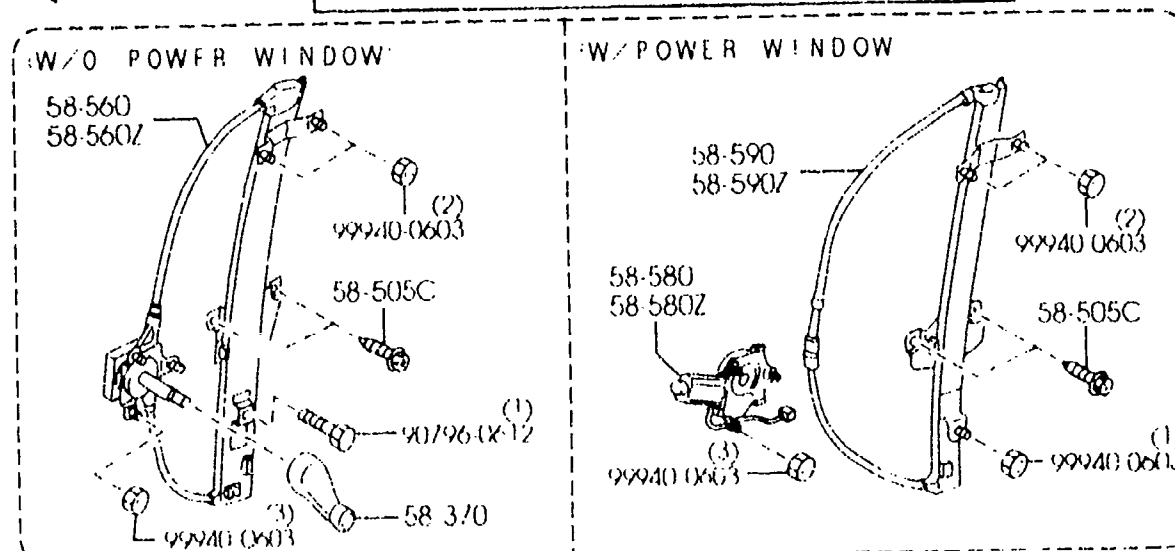
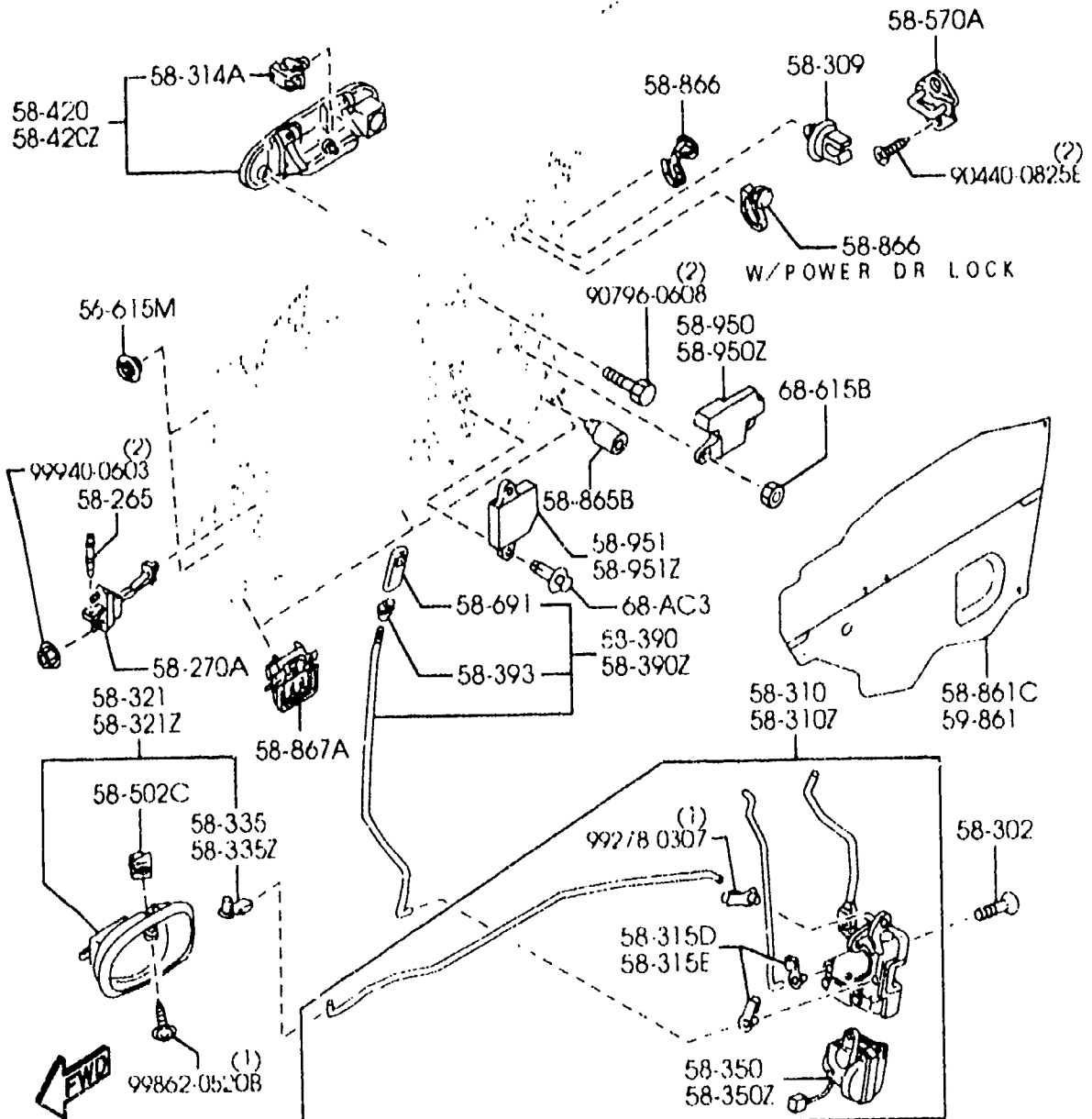
PART NO.	QTY	MODEL/RESTRICTION	MODEL/RESTRICTION	MODEL/RESTRICTION	FROM TO
58-505C		SCREW, WINDOW REGULAT OR	VIS. REGULATEUR FENET RE		
B092-58-505	4				
58-605C		CHANNEL (R), GLASS RUN	CANAL (D), COULEE DE V ERRE		
B25D-58-605C	1				
58-605Y		CHANNEL (L), GLASS RUN	CANEL, COULISSE DE VI		
B25D-59-605C	1				
58-760		WEATHERSTRIP (R), DOOR	JOINT C.T.C. (D), PAV ILLON		-1124
B25D-58-760B A (B25D-58-760D)	1				1124-
B25D-58-760D	1				
58-760Z		WEATHERSTRIP (L), DOOR	JOINT CAOUTCHOUC (G) , POR		-1124
B25D-59-760B A (B25D-59-760D)	1				1124-
B25D-59-760D	1				
58-762		FASTENER	AGRAFE		
BC1D-58-762	36				
58-762A		FASTENER	AGRAFE		
D061-58-763	2				
68-901A		WELT (R), SEAMING	CACHE-COUTURE		
BJ0E-68-911	1	((MT)) > (1600))	((B.V. MANU)) > (1600))		
05	INT-	BN1 BN2 GRAY	BN1 BN2 GRIS		
65	INT-	BN4 OFF-BLACK	BN4 NOIR CLAIR		
80	INT-	BN3 BEIGE	BN3 BEIGE		
BJ0K-68-911	1	((MT)) > (2000)) (AT)	((B.V. MANU)) > (2000)) (B.V. AUTOM)		-1201
05	INT-	BN1 BN2 GRAY	BN1 BN2 GRIS		
65	INT-	BN4 OFF-BLACK	BN4 NOIR CLAIR		
80	INT-	BN3 BEIGE	BN3 BEIGE		
B30D-68-911	1	((MT)) > (2000)) (AT)	((B.V. MANU)) > (2000)) (B.V. AUTOM)		1201-
05	INT-	BN1 BN2 GRAY	BN1 BN2 GRIS		
65	INT-	BN4 OFF-BLACK	BN4 NOIR CLAIR		
80	INT-	BN3 BEIGE	BN3 BEIGE		
1124 BJ22*		-427584			
1201 BJ22*		-430345			



PART NO	QTY	MODEL/RESTRICTION	MODEL/RESTRICTION	MODEL/RESTRICTION	FROM TO
68-901Y		WELT(L), SEAMING	CACHE-COUTURE		
BJOE-68-912	1	((MT))>>(1600))	((B.V.MANU))>>(1600))		
05	INT-	BN1 BN2 GRAY	BN1 BN2 GRIS		
65	INT-	BN4 OFF-BLACK	BN4 NOIR CLAIR		
80	INT-	BN3 BEIGE	BN3 BEIGE		
BJOK-68-912	1	((MT))>>(2000)) (AT)	((B.V.MANU))>>(2000)) (B.V.AUTOM)		-1201
05	INT-	BN1 BN2 GRAY	BN1 BN2 GRIS		
65	INT-	BN4 OFF-BLACK	BN4 NOIR CLAIR		
80	INT-	BN3 BEIGE	BN3 BEIGE		
B30D-68-912	1	((MT))>>(2000)) (AT)	((B.V.MANU))>>(2000)) (B.V.AUTOM)		1201-
05	INT-	BN1 BN2 GRAY	BN1 BN2 GRIS		
65	INT-	BN4 OFF-BLACK	BN4 NOIR CLAIR		
80	INT-	BN3 BEIGE	BN3 BEIGE		
1201 BJ22* -430345					

5830A FRONT DOOR MECHANISMS
(4-DOOR)

5830A -1 FRONT DOOR MECHANISMS
(4-DOOR)



PART NO.	QTY	MODEL/RESTRICTION	MODEL/RESTRICTION	MODEL/RESTRICTION	FROM-TO
56-615M NA01-56-051	4	PLUG, DRAIN	BOUCHON DE VIDANGE (2000)		
58-265 GE4T-58-265A	2	PIN, CHECKER	AXE, CONTROLEUR		
58-270A B25D-58-270B	2	CHECKER, DOOR	DISPOSITIF DE VERIFI CATIO		
58-302 GA5R-58-302C	6	SCREW, TAPPING-DOOR L OCK	VIS, TARAUD. -SERRURE PORTE		
58-309 B001-58-309A	2	HOLDER, ROD	SUPPORT, TRINGLE		
58-310 BJ0E-58-310D	1	LOCK(R), DOOR (W/O POWER DR LOCK)	SERRURE, PORTE (D)		
58-310Z BJ0F-58-310E	1	(W/POWER DR LOCK)			
58-310Z BJ0E-59-310D	1	LOCK(L), DOOR (W/O POWER DR LOCK)	SERRURE, PORTE (G)		
58-310Z BJ0F-59-310E	1	(W/POWER DR LOCK+W/O KEY LESS ENTRY)			
58-310Z BJ0G-59-310B	1	(W/POWER DR LOCK+W/K EY LESS ENTRY)			
58-314A B455-58-411	2	JOINT	RACCORD		
58-315D B25D-58-315	2	CLIP (R)	CLIP		
58-315E B25D-59-315	2	CLIP (L)	CLIP		
58-321 B28V-58-330B	1	HANDLE(R), INNER (MPS SUSP)	POIGNEE INTERIEURE (D) (SUSP.MPS)		-1701
65	INT-	BN4 OFF-BLACK/SILVER M.	BN4 NOIR CLAIR/ARGENT M.		
554N-58-330B	1	(SPORT SUSP)	(SUSP. SPORTIVE)		-1701
05	INT-	BN2 GRAY	BN2 GRIS		
1701 BJ22R -493151					

AUBA09

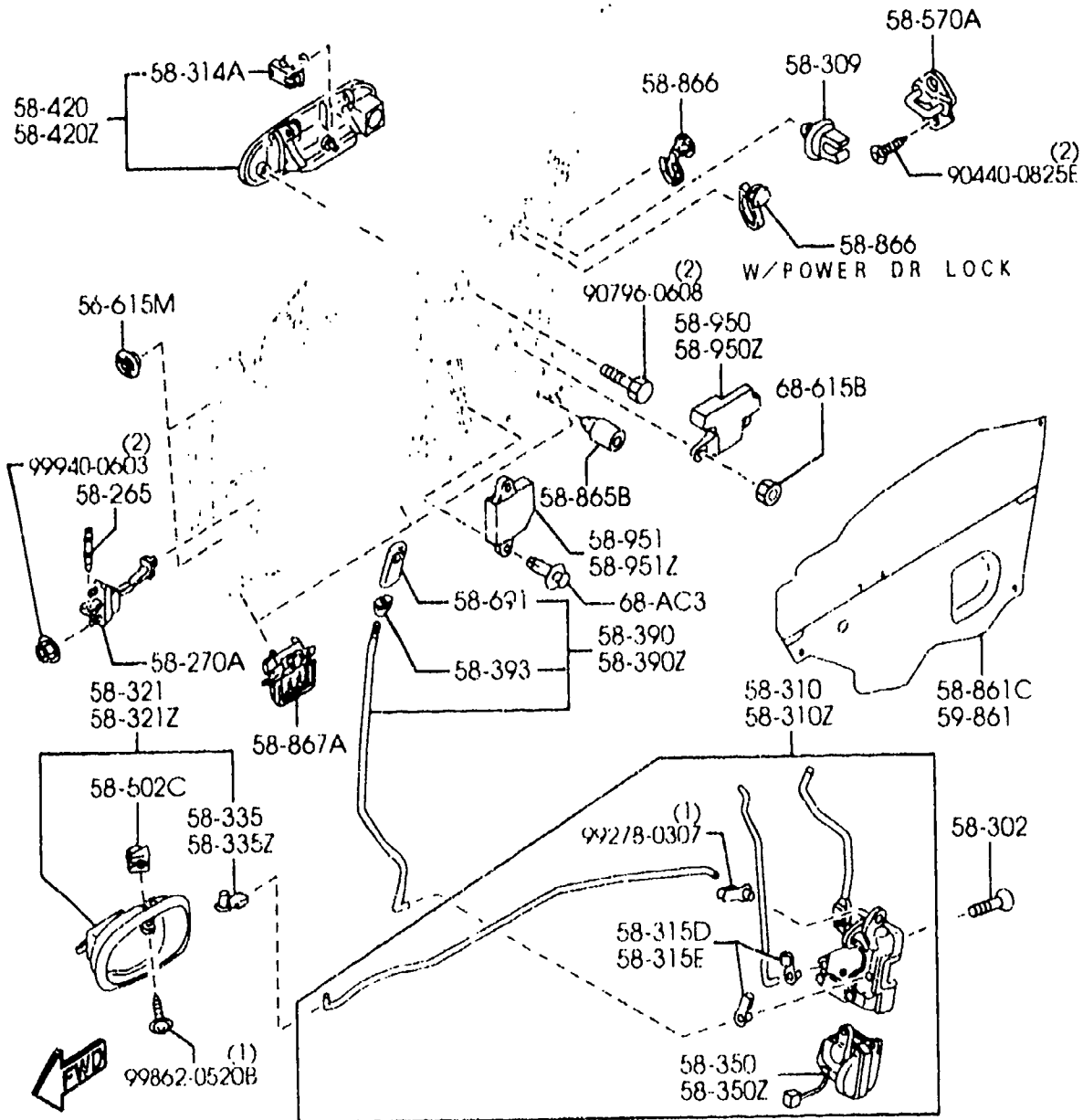
(2B67510)

CAT. AUBA09-02

2001-07

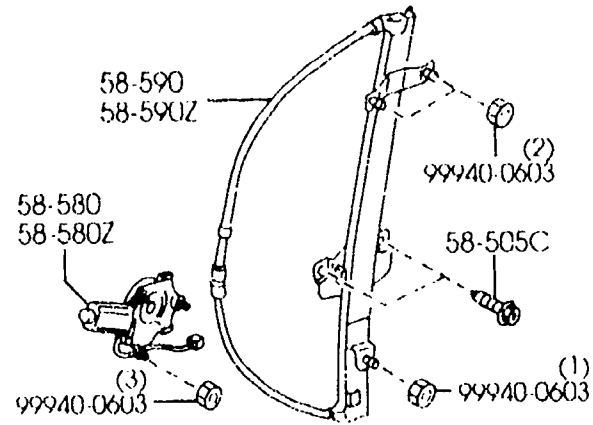
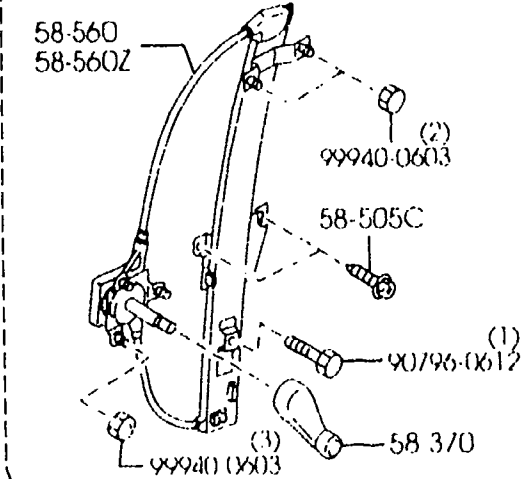
5830A FRONT DOOR MECHANISMS (4-DOOR)

5830A -2 FRONT DOOR MECHANISMS (4-DOOR)



(W/O POWER WINDOW)

(W/POWER WINDOW)



PART NO	QTY	MODEL/RESTRICTION	MODEL/RESTRICTION	MODEL/RESTRICTION	FROM-TO
CONT'D					
65	INT-	BN1 BN4 OFF-BLACK	BN1 BN4 NOIR CLAIR		
80	INT-	BN3 BEIGE	BN3 BEIGE		
*B28V-58-330B	1	(SILVER)			1701-
* 65	INT-	BN4 OFF-BLACK/SILVER M.	BN4 NOIR CLAIR/ARGENT M.		
*S54N-58-330B	1	(BRIGHT)			1701-
* 05	INT-	BN2 GRAY	BN2 GRIS		
* 65	INT-	BN1 BN4 OFF-BLACK	BN1 BN4 NOIR CLAIR		
* 80	INT-	BN3 BEIGE	BN3 BEIGE		
		↑-----↑			
		58-321Z			
		↑-----↑			
B28V-59-330B	1	(MPS SUSP)	POIGNEE INTERIEURE (G) (SUSP.MPS)		-1701
65	INT-	BN4 OFF-BLACK/SILVER M.	BN4 NOIR CLAIR/ARGENT M.		
S54N-59-330B	1	(SPORT SUSP)	(SUSP. SPORTIVE)		-1701
05	INT-	BN2 GRAY	BN2 GRIS		
65	INT-	BN1 BN4 OFF-BLACK	BN1 BN4 NOIR CLAIR		
80	INT-	BN3 BEIGE	BN3 BEIGE		
*B28V-59-330B	1	(SILVER)			1701-
* 65	INT-	BN4 OFF-BLACK/SILVER M.	BN4 NOIR CLAIR/ARGENT M.		
*S54N-59-330B	1	(BRIGHT)			1701-
* 05	INT-	BN2 GRAY	BN2 GRIS		
* 65	INT-	BN1 BN4 OFF-BLACK	BN1 BN4 NOIR CLAIR		
* 80	INT-	BN3 BEIGE	BN3 BEIGE		
		↑-----↑			
		58-335			
		↑-----↑			
B001-59-335	1		PINCE(D),MANETTE INT ERIEU		
		↑-----↑			
		58-335Z			
		↑-----↑			
F801-58-335	1		PINCE'G',MANETTE INT ERIEU		
		↑-----↑			
		58-350			
		↑-----↑			
*BJ3D-58-350	1	(W/POWER DR LOCK)	COMMANDE VERROU(D)		1601-
		↑-----↑			
		58-350Z			
		↑-----↑			
*BJ3D-59-350	1	(W/POWER DR LOCK+W/K EY LESS ENTRY)	COMMANDE VERROU(G)		1601-

1601 BJ22* -480682
1701 BJ22* -493151

AUBA09

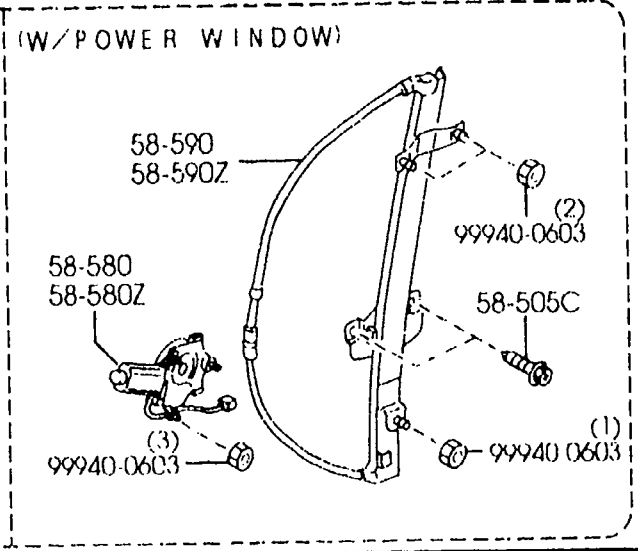
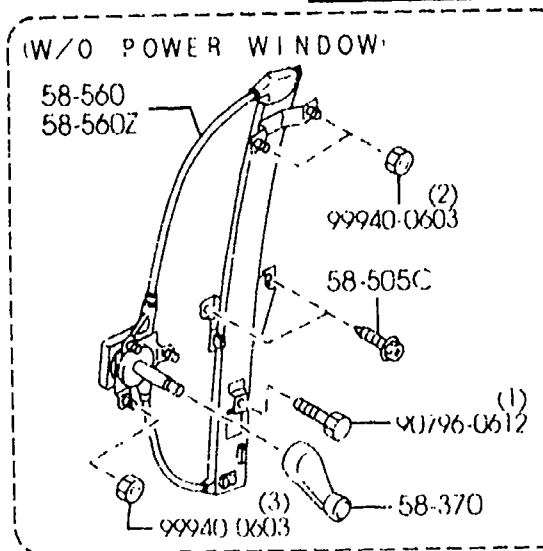
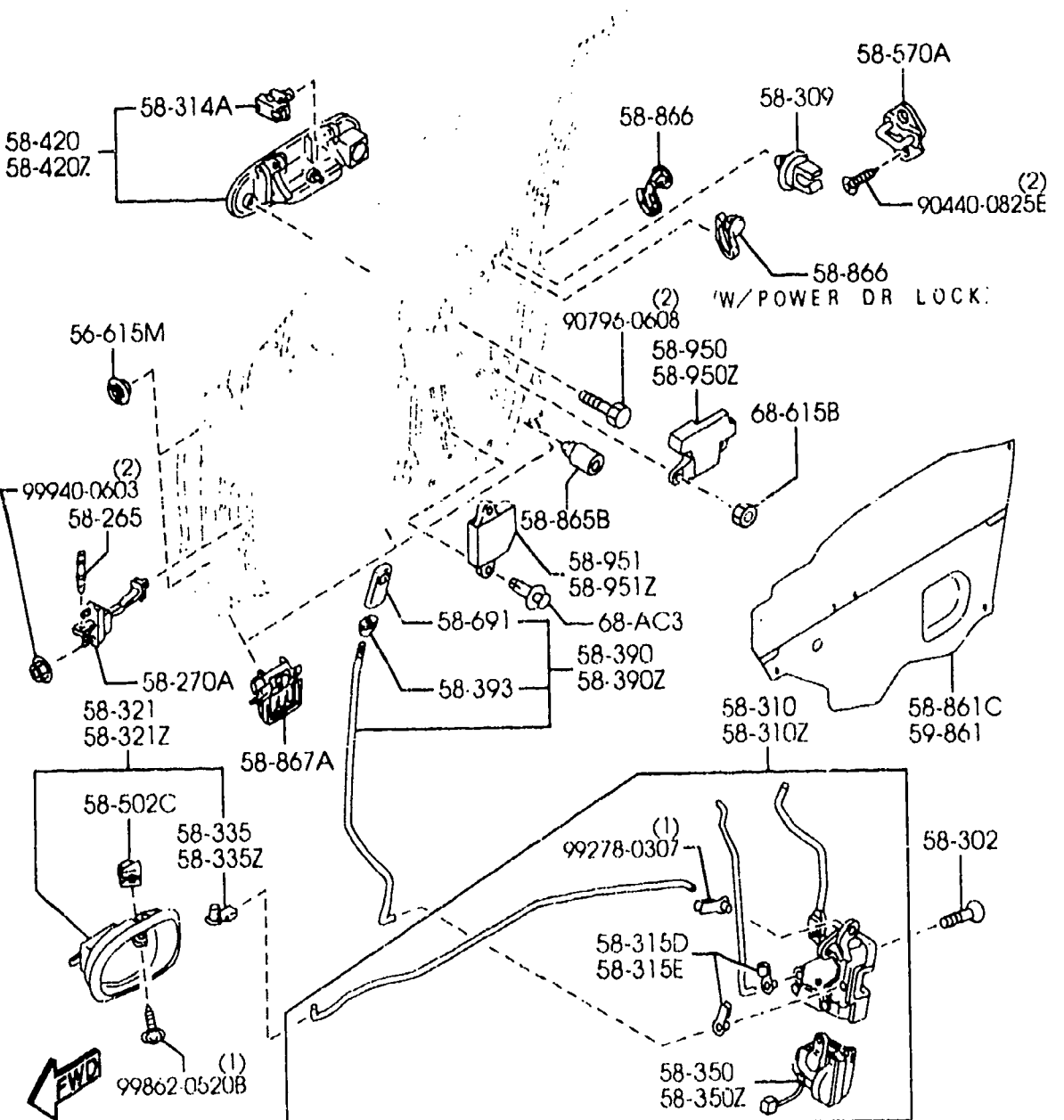
(2B67510)

CAT. AUBA09-02

2001-07

5830A FRONT DOOR MECHANISMS (4-DOOR)

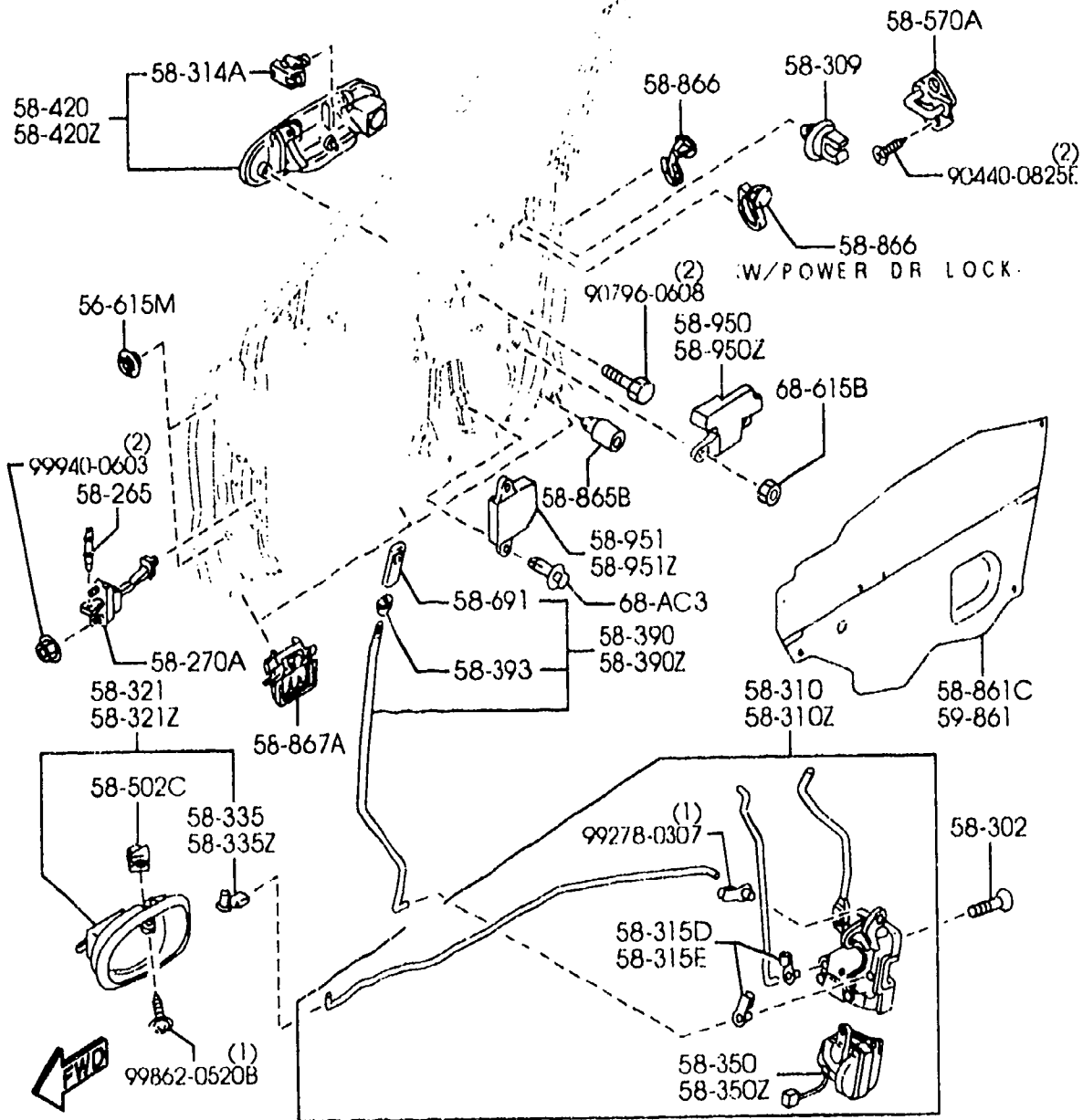
5830A -3 FRONT DOOR MECHANISMS (4-DOOR)



PART NO.	QTY	MODEL/RESTRICTION	MODEL/RESTRICTION	MODEL/RESTRICTION	FROM-TO
CONT'D *B25E-59-350	1	(W/POWER DR LOCK+W/O KEY LESS ENTRY)			1601-
58-370		HANDLE,REGULATOR	MANIV. DE LEVE-GLACE		
B25D-58-580A	2	(W/O POWER WINDOW)			
05	INT-	BN1 BN2 GRAY	BN1 BN2 GRIS		
65	INT-	BN4 OFF-BLACK	BN4 NOIR CLAIR		
80	INT-	BN3 BEIGE	BN3 BEIGE		
58-390		KNOB(R),DOOR LOCK	BOUTON(D),SERRURE PORT		
B25D-58-390	1				
05	INT-	BN2 GRAY	BN2 GRIS		
65	INT-	BN1 BN4 OFF-BLACK	BN1 BN4 NOIR CLAIR		
80	INT-	BN3 BEIGE	BN3 BEIGE		
58-390Z		KNOB(L),DOOR LOCK	BOUTON(G),SERRURE PORT		
B25D-59-390	1				
05	INT-	BN2 GRAY	BN2 GRIS		
65	INT-	BN1 BN4 OFF-BLACK	BN1 BN4 NOIR CLAIR		
80	INT-	BN3 BEIGE	BN3 BEIGE		
58-393		COVER,LOCK KNOB-DOOR	COUVERCLE,POIGN VERR PORT		
B455-58-393	2				
58-420		HANDLE(R),OUTER	POIGNEE EXTERIEURE (D)		
B25D-58-410D	1	(BLACK)			
C100-58-410B	1	(BODY COLOR)			
HZ	EXT-	HZ SUNBURST YELLOW	HZ JAUNE BRULE		
08	EXT-	16W 24X BLACK MC	16W 24X MICA NOIR		
09	EXT-	A3D PURE WHITE	A3D BLANC PURE		
15	EXT-	22K PASSION RED MC	22K ROUGE PASSION METALL		
27	EXT-	23F GALAXY GOLD M.	23F OR GALAXIE M.		
4F	EXT-	4F CHAMPAGNE SILVER MC	4F ARGENT CHAMPAGNE MICA		
46	EXT-	18J GRACE GREEN MC	18J VERT GRACIEUX MC		
52	EXT-	24A STARRY BLUE MC	24A BLUE ETOILE MICA		
67	EXT-	22V 24G SUNLIGHT SILVER M	22V 24G ARGENT METALL. SOLEIL		
1601 BJ22* -480682					

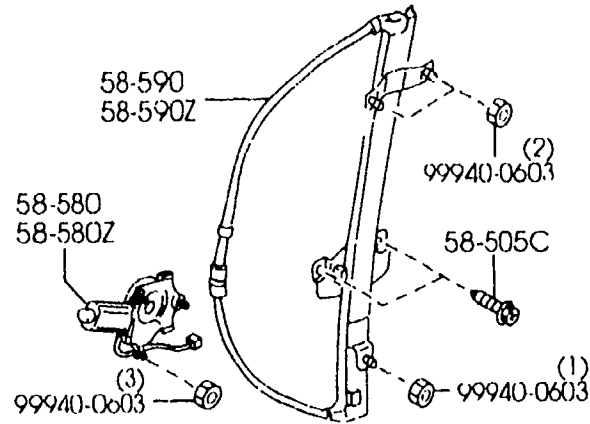
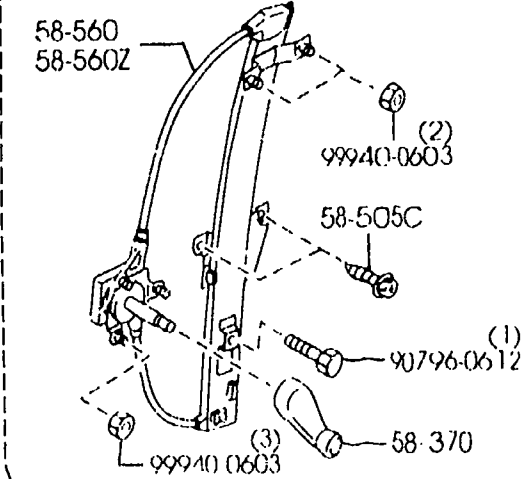
5830A FRONT DOOR MECHANISMS
(4-DOOR)

5830A -4 FRONT DOOR MECHANISMS
(4-DOOR)



(W/O POWER WINDOW)

(W/POWER WINDOW)



PART NO.	QTY	MODEL/RESTRICTION	MODEL/RESTRICTION	MODEL/RESTRICTION	FROM-TO
CONT'D					
91	EXT-	23G ORIENT GREEN MC	23G VERT ORIENT MC		
		58-420Z	HANDLE(L), OUTER	POIGNEE EXTERIEURE (G)	
B25D-59-410D	1	(BLACK)			
C100-59-410B	1	(BODY COLOR)			
HZ	EXT-	HZ SUNBURST YELLOW	HZ JAUNE BRULE		
08	EXT-	16W 24X BLACK MC	16W 24X MICA NOIR		
09	EXT-	A3D PURE WHITE	A3D BLANC PURE		
15	EXT-	22K PASSION RED MC	22K ROUGE PASSION METALL		
27	EXT-	23F GALAXY GOLD M.	23F OR GALAXIE M.		
4F	EXT-	4F CHAMPAGNE SILVER MC	4F ARGENT CHAMPAGNE MICA		
46	EXT-	18J GRACE GREEN MC	18J VERT GRACIEUX MC		
52	EXT-	24A STARRY BLUE MC	24A BLUE ETOILE MICA		
67	EXT-	22V 24G SUNLIGHT SILVER M	22V 24G ARGENT METALL. SOLEIL		
91	EXT-	23G ORIENT GREEN MC	23G VERT ORIENT MC		
		58-502C	GROMMET, SCREW	ANNEAU	
GA2K-58-333A	2				
		58-505C	SCREW, WINDOW REGULAT OR	VIS, REGULATEUR FENET RE	
B092-58-505	4				
		58-560	REGULATOR(R), WINDOW	MECANISME, LEVE-VITRE (D)	
B25D-58-560	1	(W/O POWER WINDOW)			
		58-560Z	REGULATOR(L), WINDOW	MECANISME, LEVE-VITRE (G)	
B25D-59-560	1	(W/O POWER WINDOW)			
		58-570A	STRIKER	GACHE	
B25D-58-361A	2				
		58-580	MOTOR(R), WINDOW	MOTEUR(D), LEVE-GLACE	
B25F-58-58X	1	(W/POWER WINDOW)			
		58-580Z	MOTOR(L), WINDOW	MOTEUR(G), LEVE-GLACE	
B25F-59-58X	1	(W/POWER WINDOW)			

AUBA09

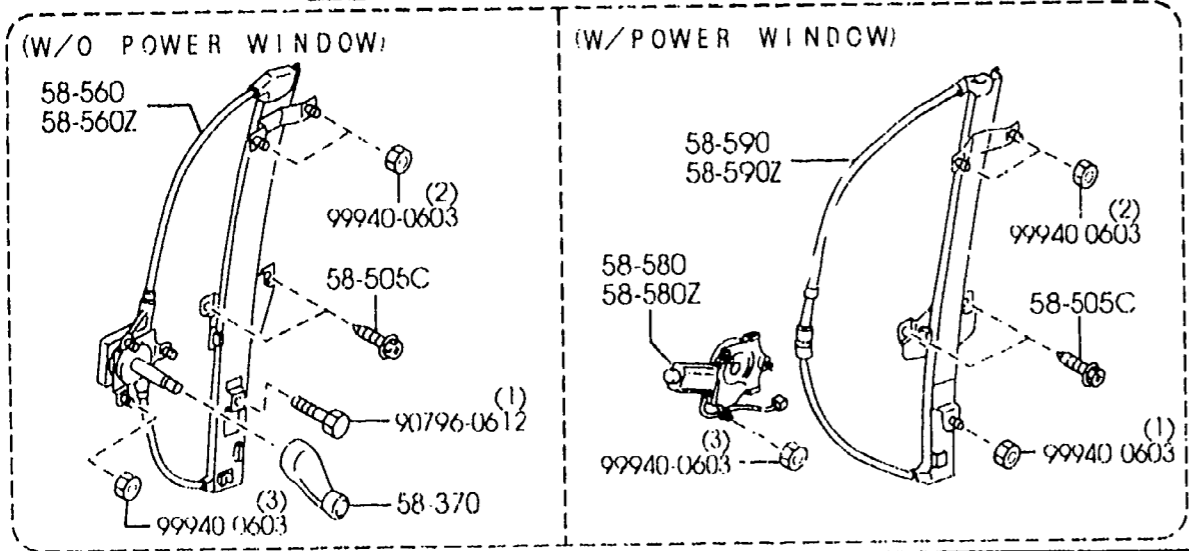
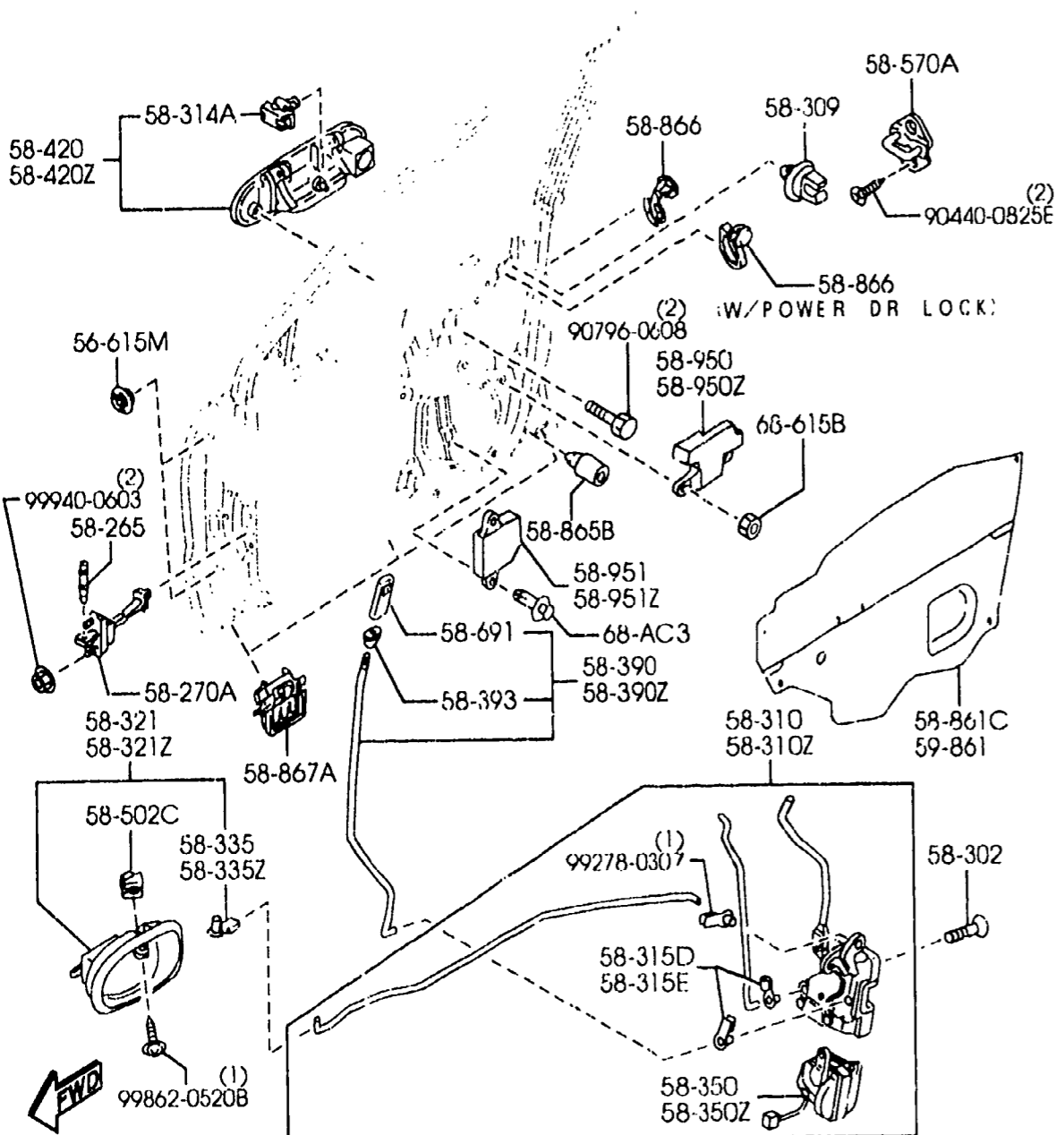
(2B67510)

CAT. AUBA09-02

2001-07

5830A FRONT DOOR MECHANISMS
(4-DOOR)

5830A -5 FRONT DOOR MECHANISMS
(4-DOOR)



PART NO.	QTY	MODEL/RESTRICTION	MODEL/RESTRICTION	MODEL/RESTRICTION	FROM-TO
58-590	1	ARM/BASE(R), WINDOW	BASE(D)MANIVELLE		
B25F-58-590	1	(W/POWER WINDOW)			
58-590Z	1	ARM/BASE(L), WINDOW	BASE(G)MANIVELLE		
B25F-59-590	1	(W/POWER WINDOW)			
58-691	2	KNOB, DOOR LOCK	BOUTON		
B455-59-316B	2				
05	INT-	BN2 GRAY	BN2 GRIS		
65	INT-	BN1 BN4 OFF-BLACK	BN1 BN4 NOIR CLAIR		
80	INT-	BN3 BEIGE	BN3 BEIGE		
58-861C	1	SCPEEN(R), FRONT DOOR	ECRAN(D), PORTE AV		
BJOE-58-861C	1	(W/O POWER WINDOW)			
BJOF-58-861C	1	(W/POWER WINDOW)			
58-865B	2	CUSHTON, RUBBER	CADUTCHOU		
G067-58-873	2				
58-866	2	CLIP	ATTACHE		
B038-58-866	2	(W/O POWER DR LOCK)			
B038-58-866	4	(W/POWER DR LOCK)			
58-867A	6	VALVE, ONE WAY-DOOR I	SOUP., NON-RETOUR-INT		
GA2A-58-867A	6	NNER (2000)	(2000)		
58-950	1	PAD(R), FRONT DOOR	TAMPON(D), PORTE AV		
BJOE-59-950A	1				
58-950Z	1	PAD(L), FRONT DOOR	TAMPON(G), PORTE AV		
BJOE-59-950A	1				
58-951	1	PAD(R)	BOURRELET(D)		
B25D-58-960A	1				
58-951Z	1	PAD(L)	BOURRELET(G)		
B25D-59-960A	1				
59-861	1	SCREEN(L), FRONT DOOR	ECRAN(D), PORTE AVANT		
BJOE-59-861C	1	(W/O POWER WINDOW)			

AUBA09

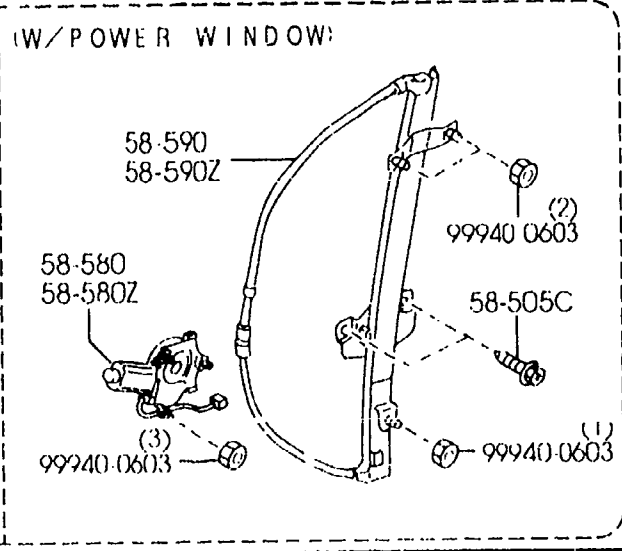
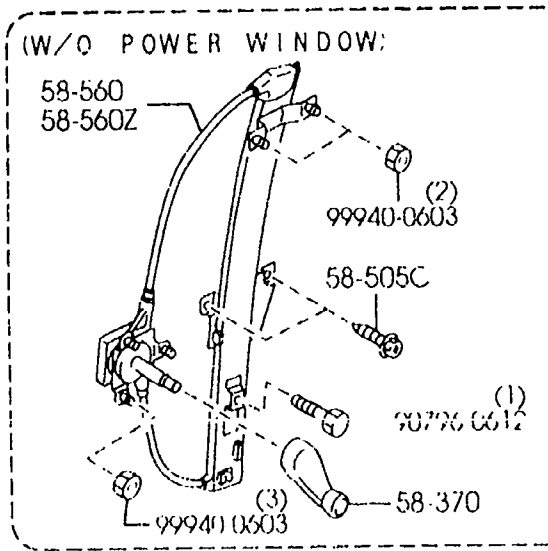
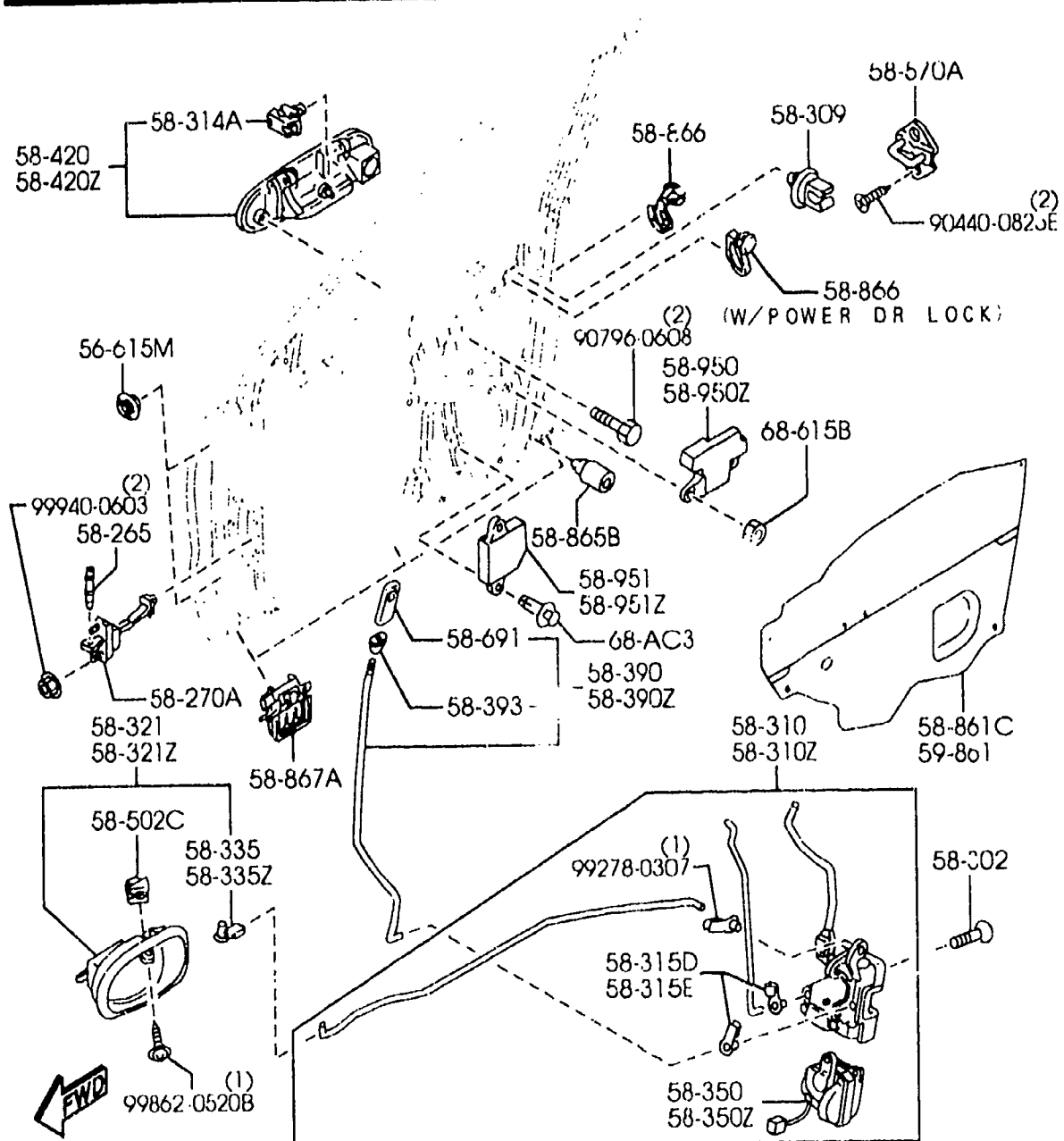
(2B67510)

CAT. AJBAU9-02

2001-07

5830A FRONT DOOR MECHANISMS
(4-DOOR)

5830A -6 * FRONT DOOR MECHANISMS
(4-DOOR)



PART NO.	QTY	MODEL/RESTRICTION	MODEL/RESTRICTION	MODEL/RESTRICTION	FROM-TO
CONT'D BJOF-59-861C	1	(W/POWER WINDOW)			
+-----+ 68-AC3 +-----+		FASTENER	AGRAFE		
FD01-68-AC3	4				
+-----+ 58-615B +-----+		NUT, FLANGE-CAP	ECROU, COLLET-CHAPEAU		
B100-68-615	2				

AUBA09

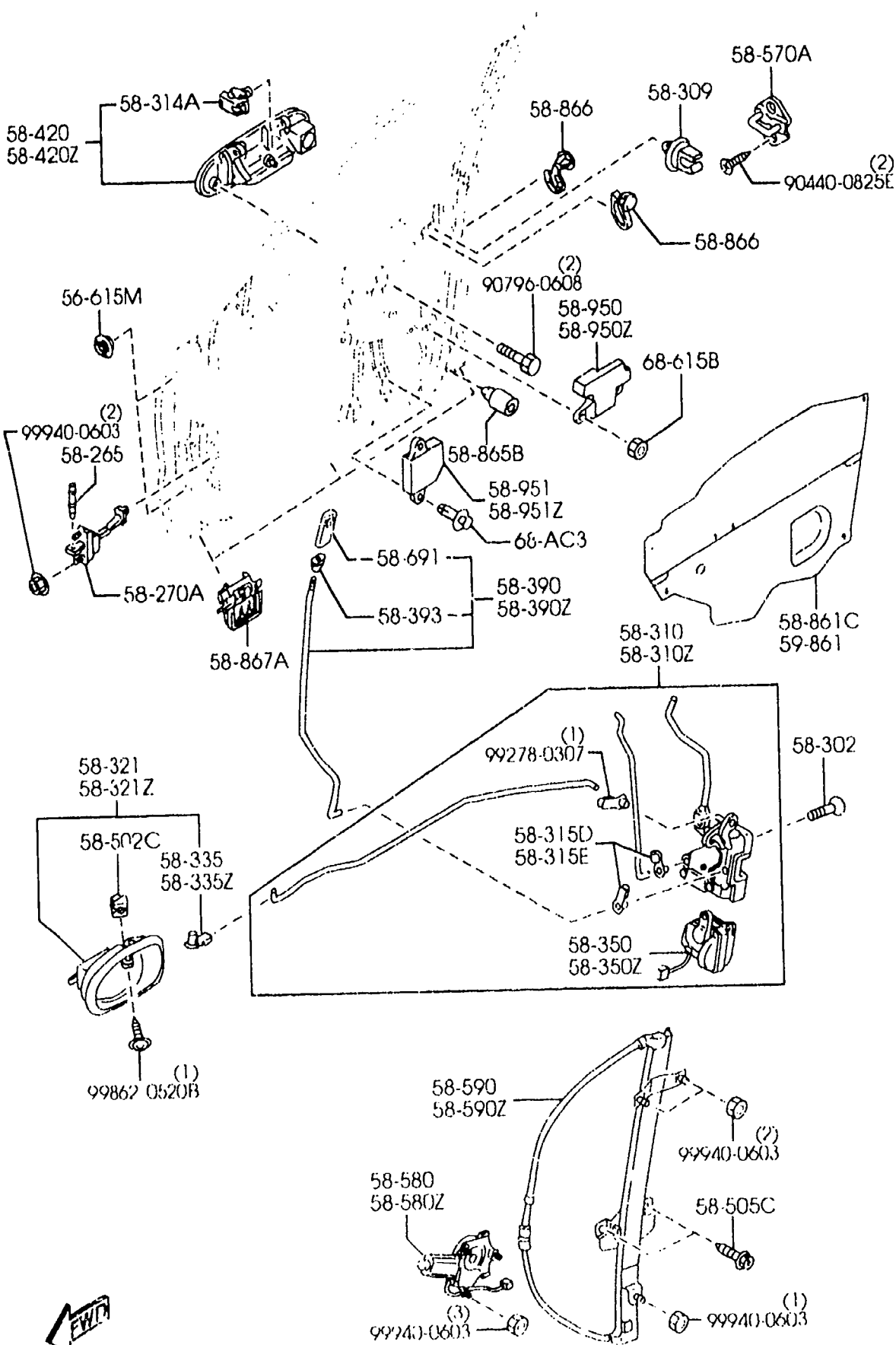
(2B67510)

CAT. AUBA09-02

2001-07

5830AA FRONT DOOR MECHANISMS
(5-DOOR)

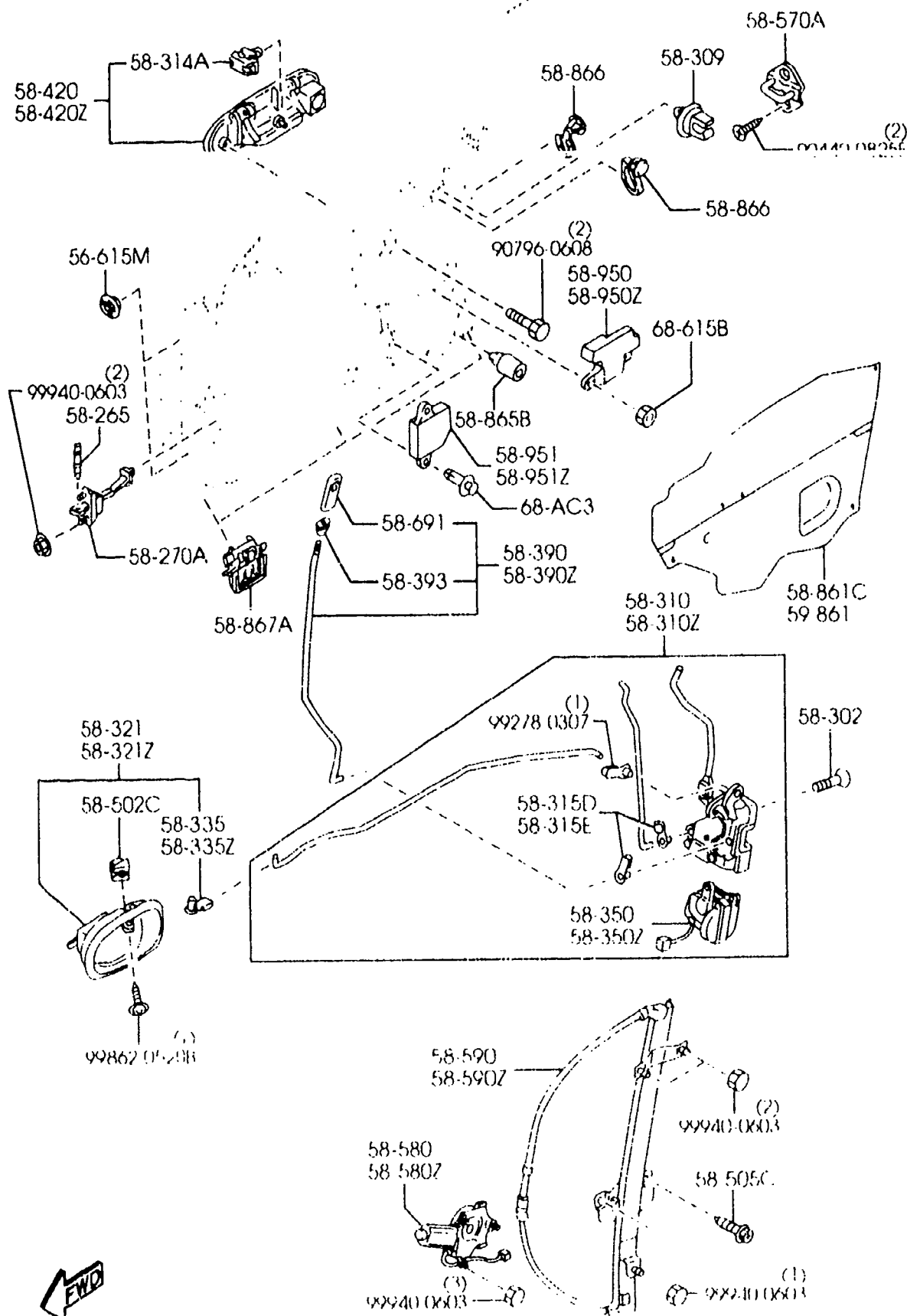
5830AA-1 FRONT DOOR MECHANISMS
(5-DOOR)



PART NO.	QTY	MODEL/RESTRICTION	MODEL/RESTRICTION	MODEL/RESTRICTION	FROM-TO
56-615M NAD1-56-051	4	PLUG, DRAIN	BOUCHON DE VIDANGE		
58-265 GE4T-58-265A	2	PIN, CHECKER	AXE, CONTROLEUR		
58-270A B25D-58-270B	2	CHECKER, DOOR	DISPOSITIF DE VERIFICATION		
58-302 GA5R-58-302C	6	SCREW, TAPPING-DOOR LOCK	VIS, TARAUD. - SERRURE PORTE		
58-309 B001-58-309A	2	HOLDER, ROD	SUPPORT, TRINGLE		
58-310 BJ0F-58-310E	1	LOCK(R), DOOR	SERRURE, PORTE (D)		
58-310Z BJ0G-59-310B	1	LOCK(L), DOOR	SERRURE, PORTE (G)		
58-314A B455-58-411	2	JOINT	RACCORD		
58-315D B25D-58-315	2	CLIP (R)	CLIP		
58-315E B25D-59-315	2	CLIP (L)	CLIP		
58-321 B28V-58-330B	1	HANDLE(R), INNER	POIGNEE INTERIEURE (D)		
65 INT-		BN4 OFF-BLACK/SILVER M.	BN4 NOIR CLAIR/ARGENT M.		
58-321Z B28V-59-330B	1	HANDLE(L), INNER	POIGNEE INTERIEURE (G)		
65 INT-		BN4 OFF-BLACK/SILVER M.	BN4 NOIR CLAIR/ARGENT M.		
58-335		CLIP(R), INNER HANDLE	PINCE(D), MANETTE INTERIEUR		

5830AA FRONT DOOR MECHANISMS (5-DOOR)

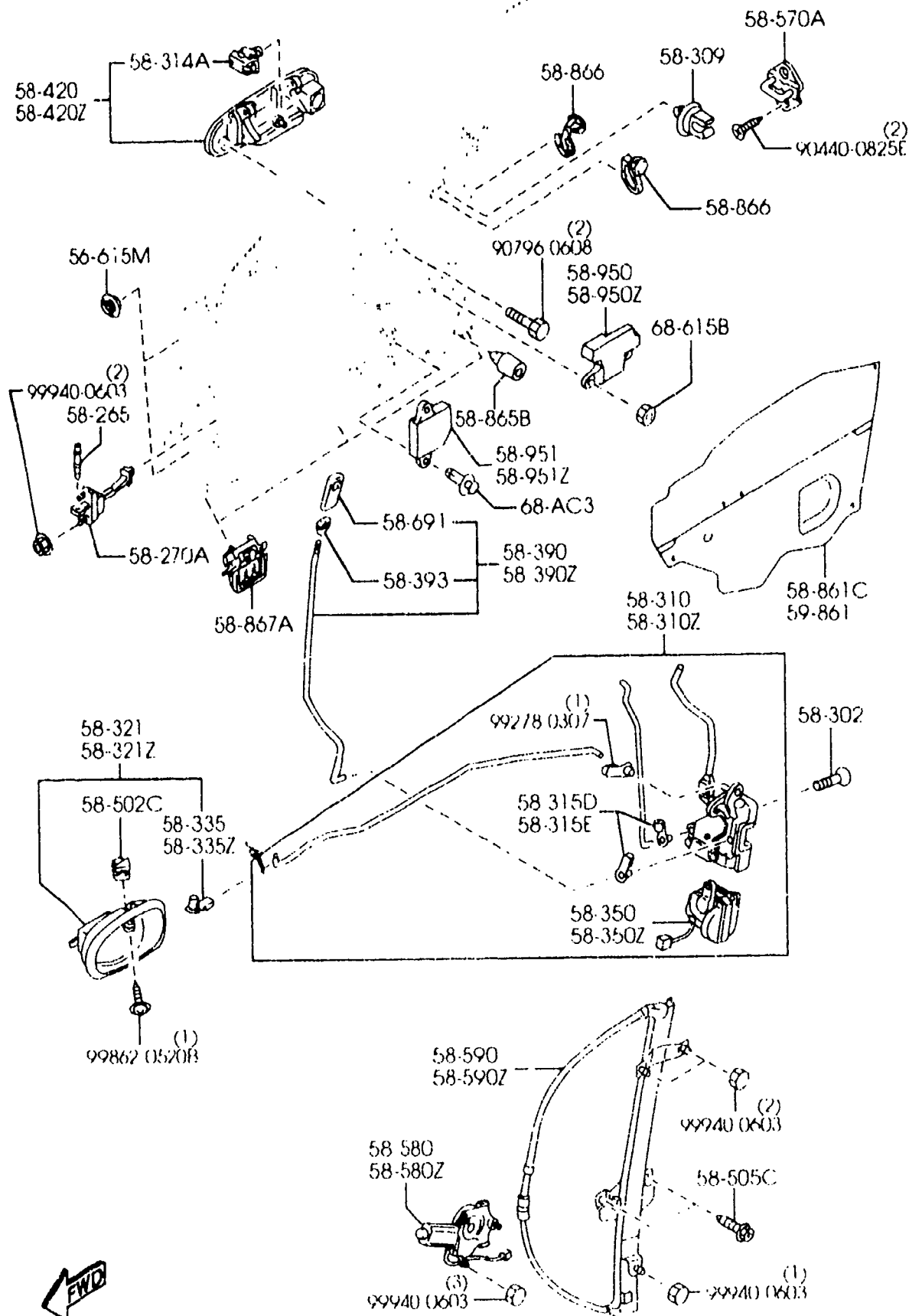
5830AA-2 FRONT DOOR MECHANISMS (5-DOOR)



PART NO.	QTY	MODEL/RESTRICTION	MODEL/RESTRICTION	MODEL/RESTRICTION	FROM-TO
CONT'D B001-59-335	1				
58-335Z		CLIP(L), INNER HANDLE	PINCE'G', MANETTE INTERIEUR		
FB01-58-335	1				
58-350		CONTROLLER(R), LOCK	COMMANDE VERROU(D)		1601-
*BJ3D-58-350	1				
58-350Z		CONTROLLER(L), LOCK	COMMANDE VERROU(G)		1601-
*BJ3D-59-350	1				
58-390		KNOB(R), DOOR LOCK	BOUTON(D), SERRURE PORT		
B25D-58-390	1				
65	INT-	BN4 BN1 OFF-BLACK	BN4 BN1 NOIR CLAIR		
58-390Z		KNOB(L), DOOR LOCK	BOUTON(G), SERRURE PORT		
B25D-59-390	1				
65	INT-	BN4 BN1 OFF-BLACK	BN4 BN1 NOIR CLAIR		
58-393		COVER, LOCK KNOB-DOOR	COUVERCLE, POIGN VERR		
B455-58-393	2		PORT		
58-420		HANDLE(R), OUTER	POIGNEE EXTERIEURE (D)		
C100-58-410B	1				
HZ	EXT-	HZ SUNBURST YELLOW	HZ JAUNE BRULE		
08	EXT-	16W 24X BLACK MC	16W 24X MICA NOIR		
09	EXT-	A3D PURE WHITE	A3D BLANC PURE		
10	EXT-	A3E CLASSIC RED CLE	A3E ROUGE ETERNEL		
46	EXT-	18J GRACE GREEN MC	18J VERT GRACIEUX MC		
50	EXT-	22A SUPREM BLUE MC	22A BLEU SUPREME METALLI		
67	EXT-	22V 24G SUNLIGHT SILVER M	22V 24G ARGENT METALL. SOLEIL		
58-420Z		HANDLE(L), OUTER	POIGNEE EXTERIEURE (G)		
C100-59-410B	1				
HZ	EXT-	HZ SUNBURST YELLOW	HZ JAUNE BRULE		
08	EXT-	16W 24X BLACK MC	16W 24X MICA NOIR		
09	EXT-	A3D PURE WHITE	A3D BLANC PURE		
1601 BJ22* -480682					

5830AA FRONT DOOR MECHANISMS (5-DOOR)

5830AA-3 FRONT DOOR MECHANISMS (5-DOOR)



PART NO	QTY	MODEL/RESTRICTION	MODEL/RESTRICTION	MODEL/RESTRICTION	FROM 10
CONT'D					
10	EXT-	A3E CLASSIC RED CLE	A3E RO. LARNEL		
46	EXT-	18J GRACE GREEN MC	18J VERT GRACIEUX MC		
50	EXT-	22A SUPREM BLUE MC	22A BLEU SUPREME METALLI		
67	EXT-	22V 24G SUNLIGHT SILVER M	22V 24G ARGENT METALL. SOLEIL		
		58-502C	GROMMET, SCREW	ANNEAU	
GA2K-58-333A	2				
		58-505C	SCREW, WINDOW REGULAT	VIS, REGULATEUR FENET	
B092-58-505	4		OR	RE	
		58-570A	STRIKER	GACHE	
B25D-58-361A	2				
		58-580	MOTOR(R), WINDOW	MOTEUR(D), LEVE-GLACE	
B25F-58-58X	1				
		58-580Z	MOTOR(L), WINDOW	MOTEUR(G), LEVE-GLACE	
B25F-59-58X	1				
		58-590	ARM/BASE(R), WINDOW	BASE(D) MANIVELLE	
B25F-58-590	1				
		58-590Z	ARM/BASE(L), WINDOW	BASE(G) MANIVELLE	
B25F-59-590	1				
		58-691	KNOB, DOOR LOCK	BOUTON	
B455-58-316B	2				
65	INT-	BN4 BN1 OFF-BLACK	BN4 BN1 NOIR CLAIR		
		58-861C	SCREEN(R), FRONT DOOR	ECRAN(D), PORTE AV	
BJ0F-58-861C	1				
		58-865B	CUSHION, RUBBER	CAOUTCHOUC	
G067-58-873	2				
		58-866	CLIP	ATTACHE	
B038-58-866	4				

AUBA09

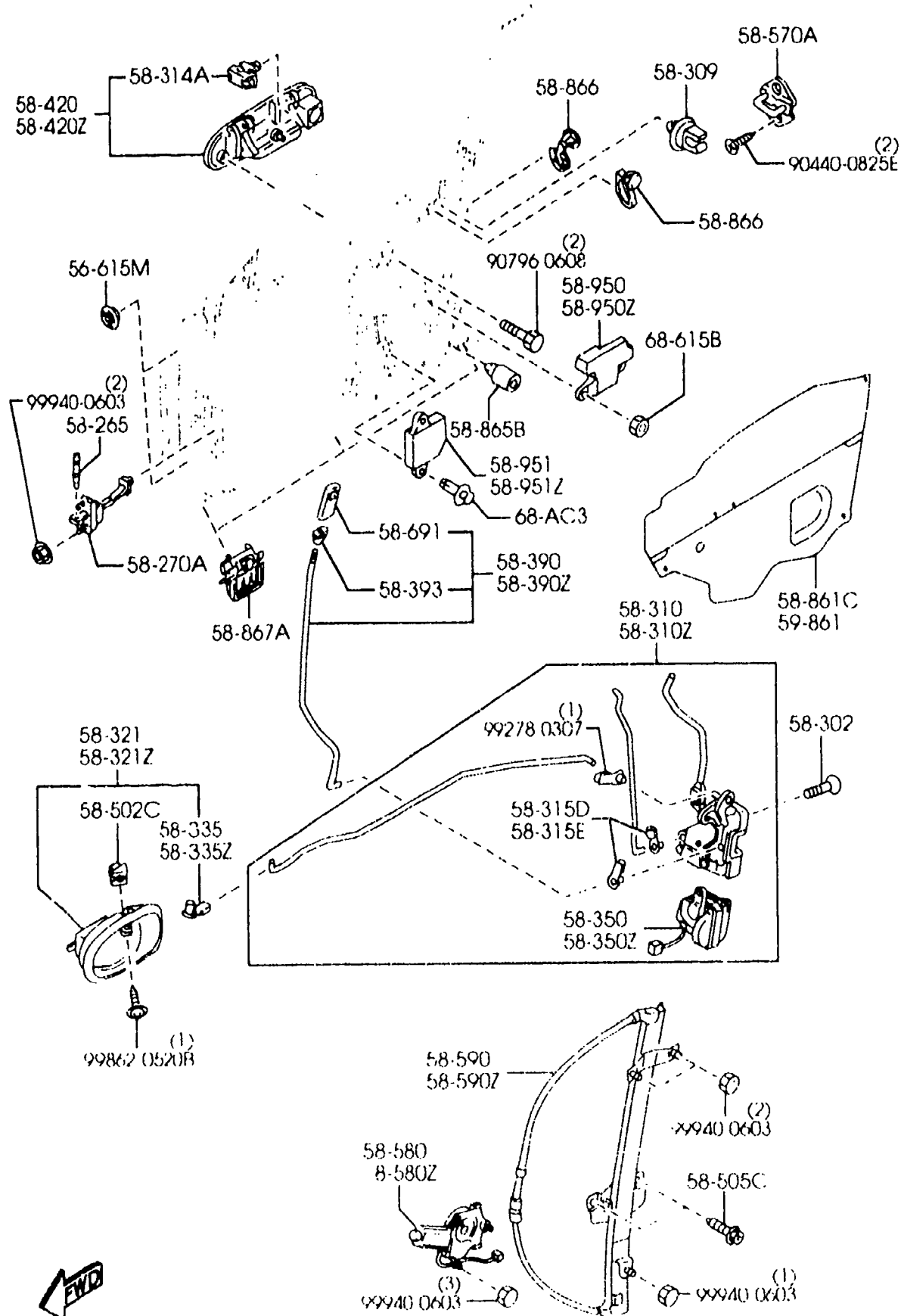
(2B67520)

CAT. AUBA09-02

2001-07

5830AA FRONT DOOR MECHANISMS
(5-DOOR)

5830AA-4 * FRONT DOOR MECHANISMS
(5-DOOR)



PART NO	QTY	MODEL/RESTRICTION	MODEL/RESTRICTION	MODEL/RESTRICTION	FROM TO
58-867A GA2A-58-867A	6	VALVE, ONE WAY-DOOR INNER	SOUP., NON-RETOUR-INT		
58-950 BJOE-58-950A	1	PAD(R), FRONT DOOR	TAMPON(D), PORTE AV		
58-950Z BJOE-59-950A	1	PAD(L), FRONT DOOR	TAMPON(G), PORTE AV		
58-951 B25D-58-960A	1	PAD(R)	BOURRELET(D)		
58-951Z B25D-59-960A	1	PAD(L)	BOURRELET(G)		
59-861 BJOF-59-861C	1	SCREEN(L), FRONT DOOR	ECRAN(D), PORTE AVANT		
68-AC3 FD01-68-AC3	4	FASTENER	AGRAFE		
68-615B B100-68-615	2	NUT, FLANGE-CAP	ECROU, COLLET-CHAPEAU		

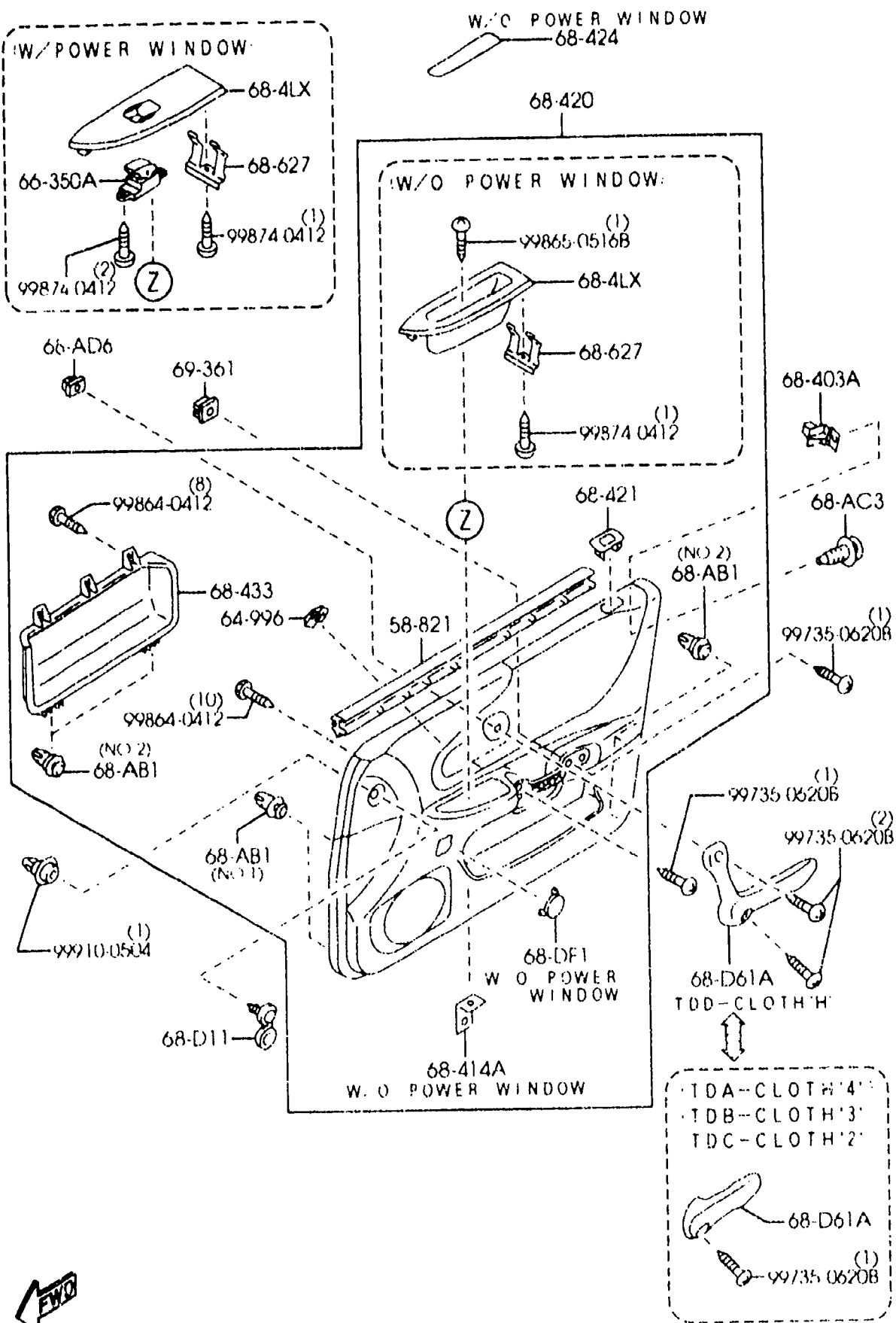
AUBA09

(2B67520)

CAT. AUBA09-02

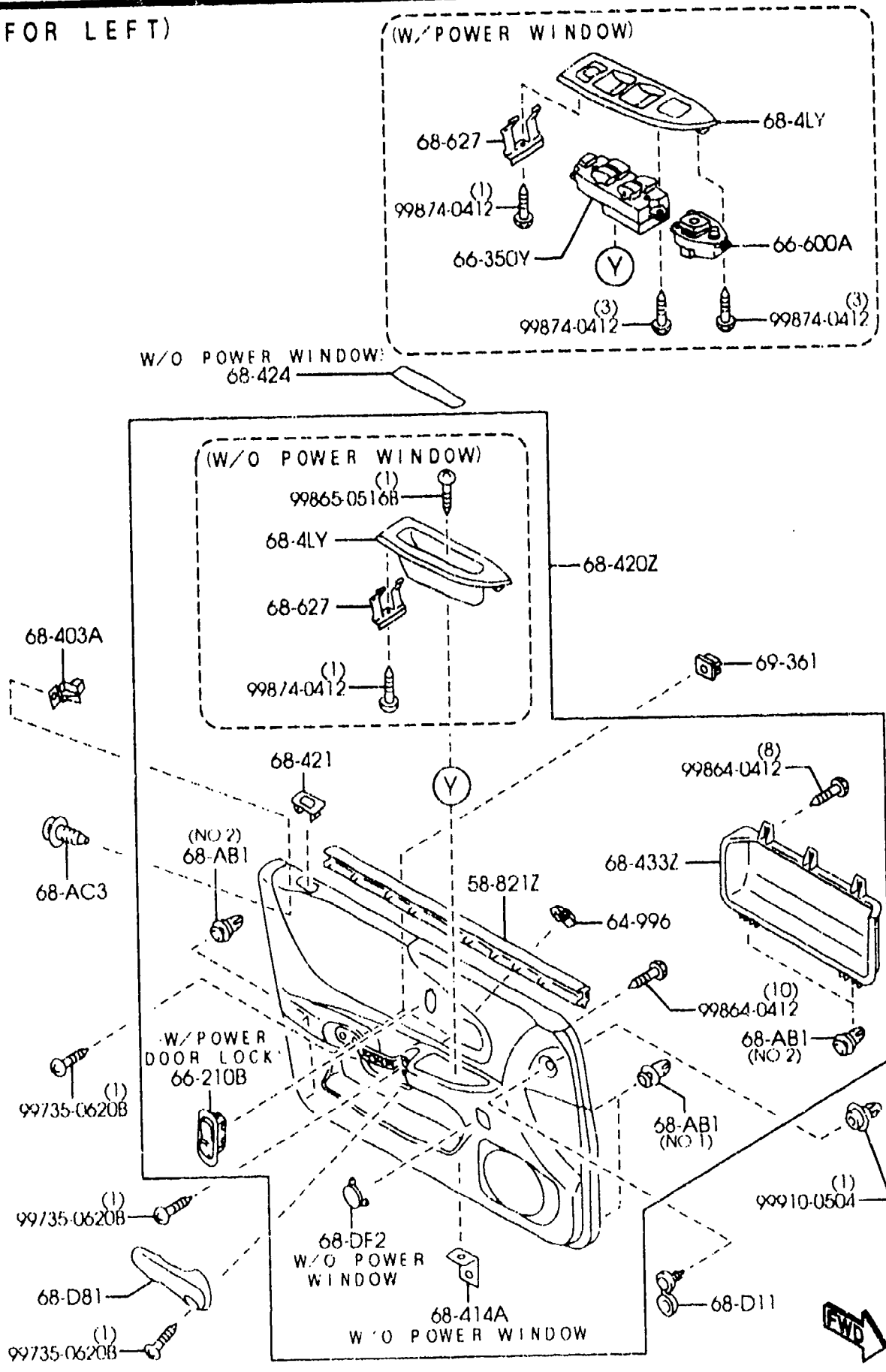
2001-07

(FOR RIGHT)



PART NO.	QTY	MODEL/RESTRICTION	MODEL/RESTRICTION	MODEL/RESTRICTION	FROM-TO
58-821		WEATHERSTRIP(R), INN.	JOINT CAOUTCHOUC (D)		
B25D-58-821A	1		, INT		
58-8212		WEATHERSTRIP(L), INN.	JOINT CAOUTCHOUC (G)		
B25D-59-821A	1		, INT		
64-996		NUT, EXPANSION	ECROU D'EXPANSION		
B25D-64-996	2				
66-210B		SWITCH, DOOR LOCK	INTERR. DE VERROUILLAGE,		
BJOE-66-660A	1	(W/POWER DR LOCK)			
65	INT-	BN4 BN1 OFF-BLACK	BN4 BN1 NOIR CLAIR		
80	INT-	BN3 BEIGE	BN3 BEIGE		
66-350A		SWITCH(R), POWER WIND	INTERR. (D),		
GE4T-66-370A	1	(W/POWER WINDOW)			
66-350Y		SWITCH(L), POWER WIND	INTERR. (G),		
BJON-66-350	1	(W/POWER WINDOW+ILLU MI. GREEN)			
BL8M-66-350	1	(W/POWER WINDOW+ILLU MI. AMBER)			
66-600A		SWITCH, RMT. MIRROR	INTERR. ,		
GE4T-66-600	1	ICHIKO (W/POWER WINDOW)	ICHIKO		
68-AB1		FASTENER	AGRAFE		
GA2A-68-AB1A	4	(ILLUST. NO.1)			
G350-68-AB1	8	(ILLUST. NO.2)			
68-AC3		FASTENER	AGRAFE		
B467-68-AC3	2				
02	INT-	BN1 BN2 BN3 BN4 BLACK	BN1 BN2 BN3 BN4 NOIR		
22	INT-	BN3 BROWN	BN3 BRUN		
68-AD6		GROMMET, SCREW	PROTECTEUR, VIS		
B481-68-AD6	1	(TDD-CLOTH'H')			1129-
68-DF1		SPACER(R), TRIM	ENTRETOISE(D), GARNITURE		
1129 BJ22* -429123					

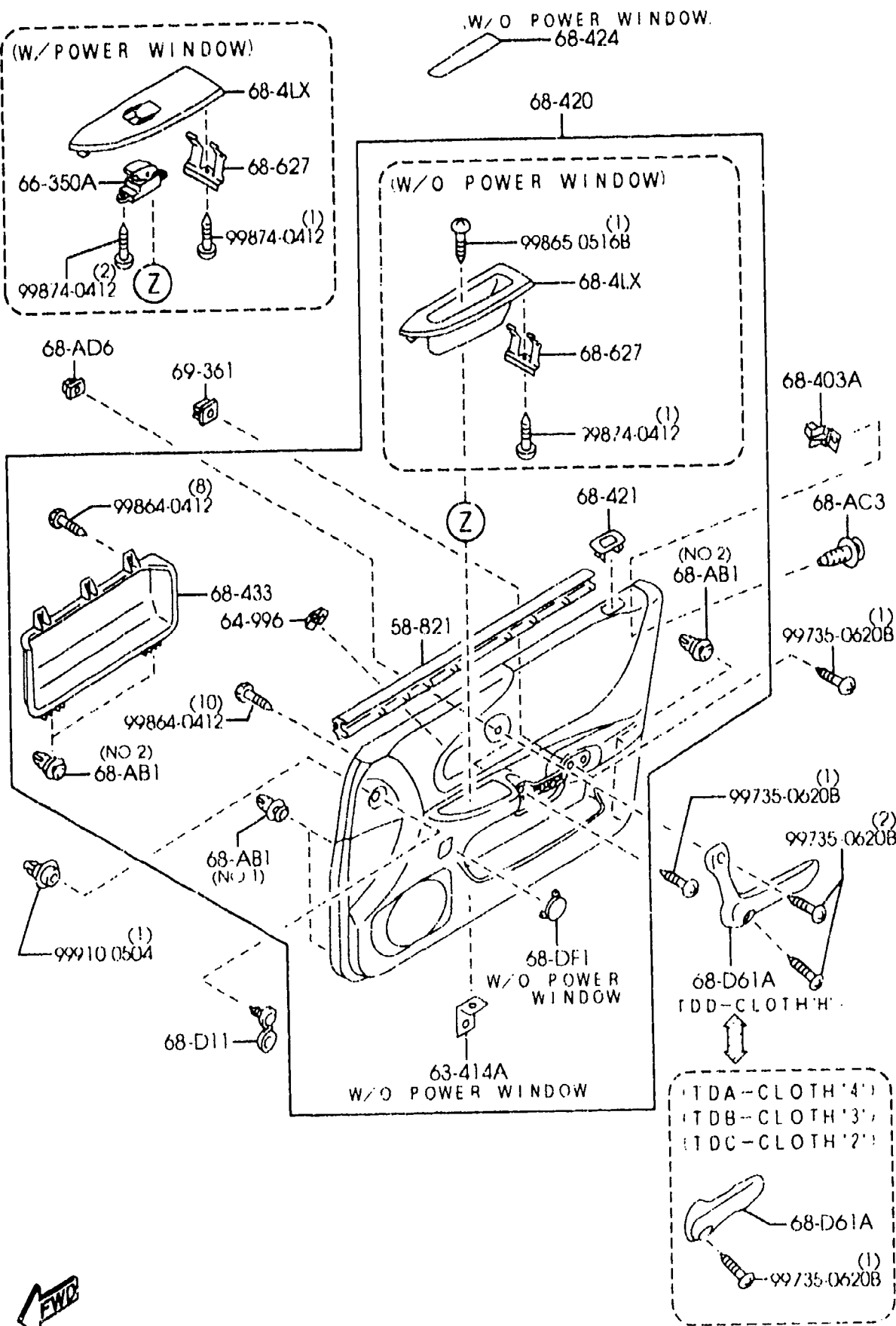
(FOR LEFT)



PART NO.	QTY	MODEL/RESTRICTION	MODEL/RESTRICTION	MODEL/RESTRICTION	FROM TO
CONT'D					
B25D-68-DF1B	1	(W/O POWER WINDOW)			
05	INT-	BN1 BN2 GRAY	BN1 BN2 GRIS		
65	INT-	BN4 OFF-BLACK	BN4 NOIR CLAIR		
80	INT-	BN3 BEIGE	BN3 BEIGE		
68-DF2		SPACER(L), TRIM	ENTRETOISE(G), GARNITURE		
B25D-68-DF2B	1	(W/O POWER WINDOW)			
05	INT-	BN1 BN2 GRAY	BN1 BN2 GRIS		
65	INT-	BN4 OFF-BLACK	BN4 NOIR CLAIR		
80	INT-	BN3 BEIGE	BN3 BEIGE		
68-D11		CAP, SCREW	TETE, VIS		
B501-68-D11B	2				
09	INT-	BN1 BN2 BN4 DARK GRAY	BN1 BN2 BN4 GRIS FONCE		
22	INT-	BN3 BROWN	BN3 BRUN		
68-D61A		HANDLE(R), PULL-FRT	POIGNEE(D), TRACTION-AV		
B25D-68-D61C	1	(TDA-CLOTH'4') (TDB-CLOTH'3') (TDC-CLOTH'2')			
22	INT-	BN3 BROWN	BN3 BRUN		
65	INT-	BN1 BN2 BN4 OFF-BLACK	BN1 BN2 BN4 NOIR CLAIR		
BJ0E-68-D61B	1	(TDD-CLOTH'H')			1129-
22	INT-	BN3 BROWN	BN3 BRUN		
65	INT-	BN1 BN2 BN4 OFF-BLACK	BN1 BN2 BN4 NOIR CLAIR		
68-D81		HANDLE(L), PULL-FRT	POIGNEE(G), TRACTION-AV		
BJ0E-68-D81B	1				
22	INT-	BN3 BROWN	BN3 BRUN		
65	INT-	BN1 BN2 BN4 OFF-BLACK	BN1 BN2 BN4 NOIR CLAIR		
68-4LX		PANEL(R), SWITCH	PANNEAU A INTERR.(D)		
BJ2A-68-4L1D	1	(W/POWER WINDOW+DR MIRROR ELECT-BODY COLOR) (MPS SUSP)	(SUSP.MPS)		
20	INT-	BN4 SILVER METALLIC	BN4 ARGENT METALLIQUE		

1129 BJ22* -429123

(FOR RIGHT)

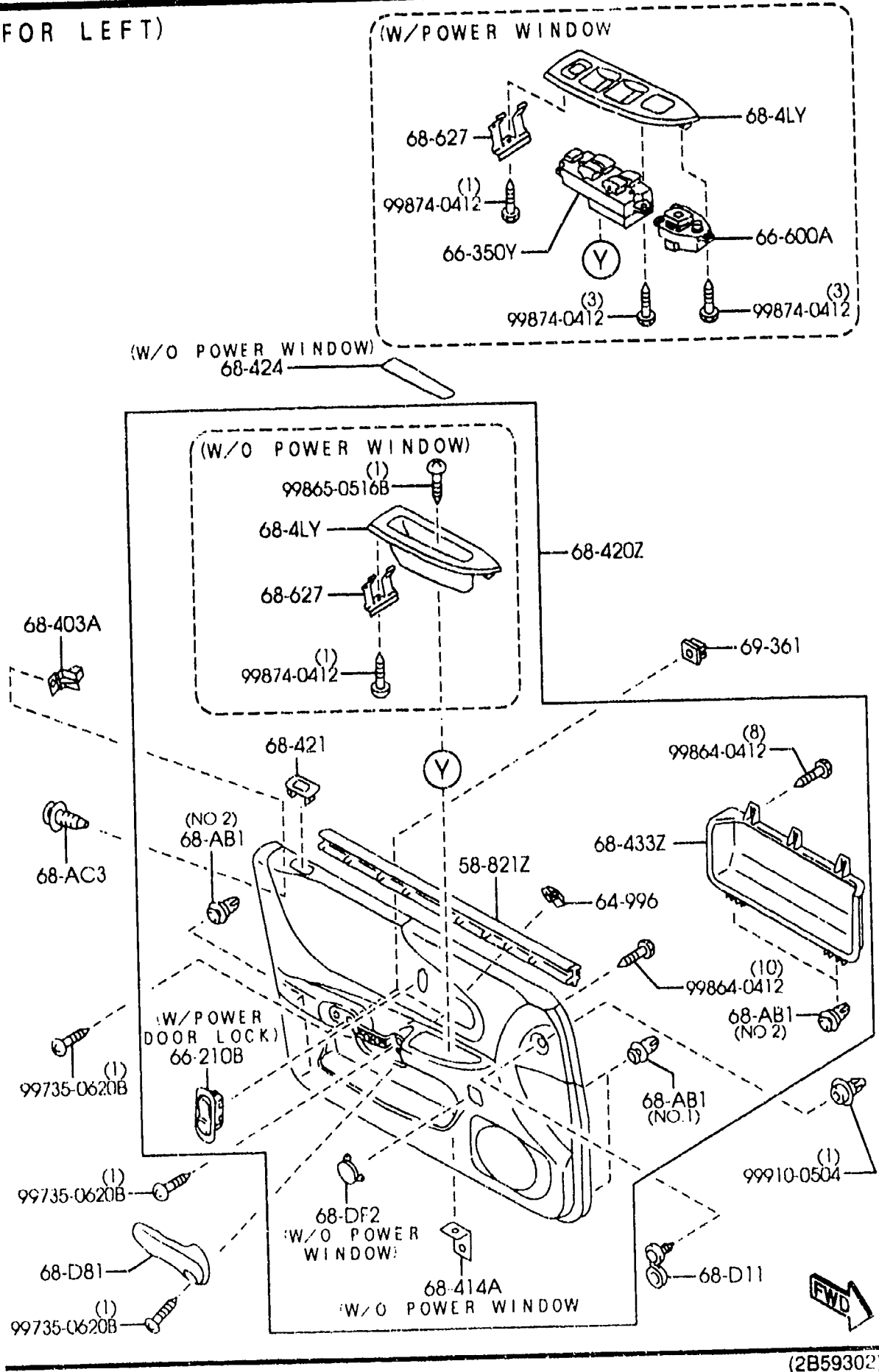


PART NO.	QTY	MODEL/RESTRICTION	MODEL/RESTRICTION	MODEL/RESTRICTION	FROM-TO
CONT'D					
GE4T-68-4L1F	1	(W/O POWER WINDOW)			
05	INT-	BN1 BN2 GRAY	BN1 BN2 GRIS		
65	INT-	BN4 OFF-BLACK	BN4 NOIR CLAIR		
80	INT-	BN3 BEIGE	BN3 BEIGE		
GE4V-68-4L1H	1	(W/POWER WINDOW+DR MIRROR ELECT-BLACK) (W/POWER WINDOW+DR MIRROR ELECT-BODY COLOR) (SPORT SUSP)	(SUSP. SPORTIVE)		
05	INT-	BN1 BN2 GRAY	BN1 BN2 GRIS		
65	INT-	BN4 OFF-BLACK	BN4 NOIR CLAIR		
80	INT-	BN3 BEIGE	BN3 BEIGE		
68-4LY		PANEL(L), SWITCH	PANNEAU A INTERRUPTEURS		
BJ2B-68-4L6D	1	(W/POWER WINDOW+DR MIRROR ELECT-BODY COLOR) (MPS SUSP)	(SUSP.MPS)		
20	INT-	BN4 SILVER METALLIC	BN4 ARGENT METALLIQUE		
GE4T-68-4L6F	1	(W/O POWER WINDOW)			
05	INT-	BN1 BN2 GRAY	BN1 BN2 GRIS		
65	INT-	BN4 OFF-BLACK	BN4 NOIR CLAIR		
80	INT-	BN3 BEIGE	BN3 BEIGE		
GE6T-68-4L6F	1	(W/POWER WINDOW+DR MIRROR ELECT-BLACK) (W/POWER WINDOW+DR MIRROR ELECT-BODY COLOR) (SPORT SUSP)	(SUSP. SPORTIVE)		
05	INT-	BN1 BN2 GRAY	BN1 BN2 GRIS		
65	INT-	BN4 OFF-BLACK	BN4 NOIR CLAIR		
80	INT-	BN3 BEIGE	BN3 BEIGE		
68-403A		BRACKET, TRIM	SUPPORT, ASSIETTE-PORTEA		
B25D-68-403A	2				
68-414A		BRACKET, TRIM	SUPPORT, GARNITURE		
B25D-68-414	2	(W/O POWER WINDOW)			
68-420		TRIM(R), DOOR	GARNITURE (D), PORTE		
BL8D-68-420A	1	(TDC-CLOTH'2')			

1601 BJ22* -480482

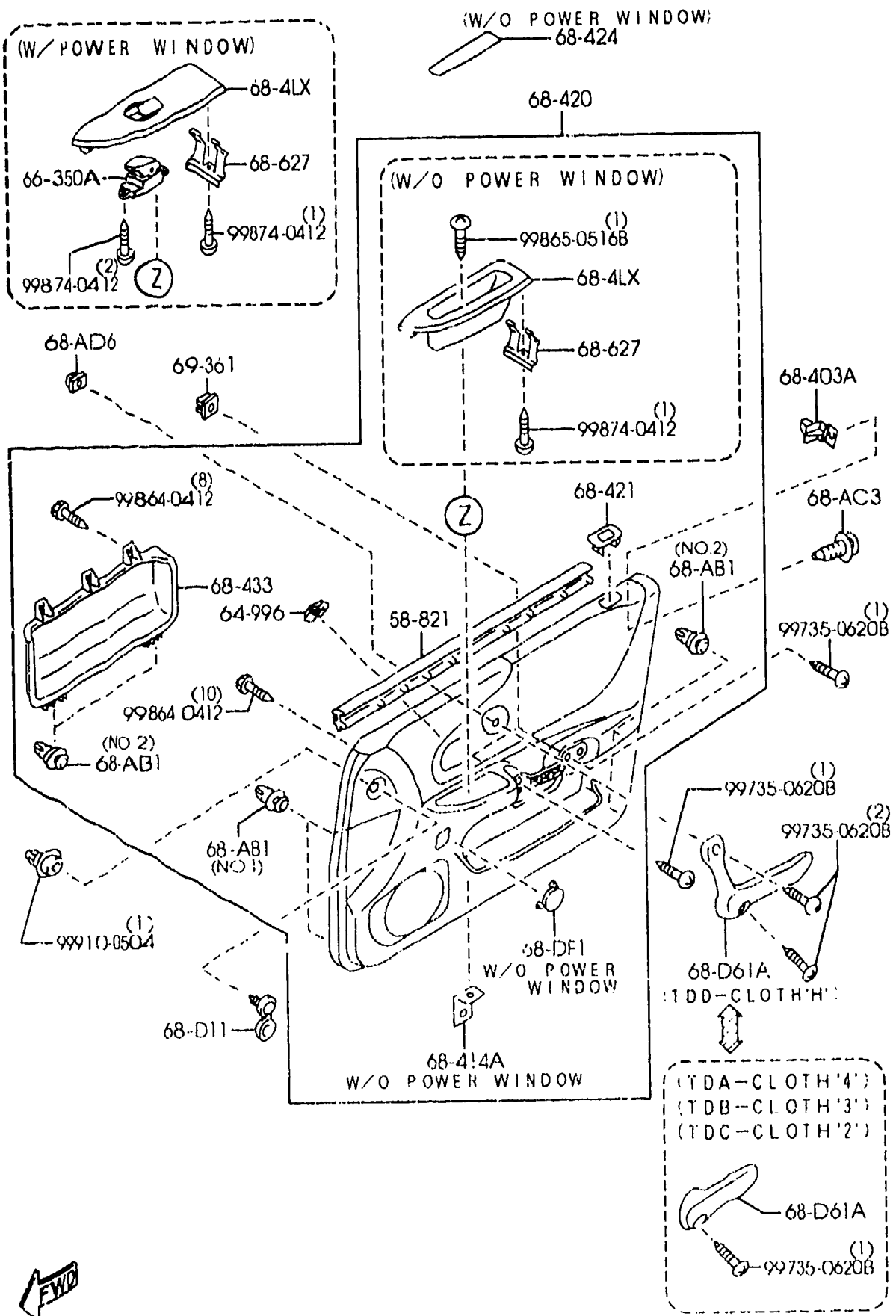
-1601

(FOR LEFT)



PART NO.	QTY	MODEL/RESTRICTION	MODEL/RESTRICTION	MODEL/RESTRICTION	FROM-TO
CONT'D					
68	INT-	BN2 GRAY	BN2 GRIS		
82	INT-	BN3 BEIGE	BN3 BEIGE		
BL8E-68-420A	1	(TDB-CLOTH'3'+W/O POWER WINDOW)			-1601
67	INT-	BN1 DARK GRAY	BN1 GRIS FONCE		
82	INT-	BN3 BEIGE	BN3 BEIGE		
BL8F-68-420	1	(TDB-CLOTH'3'+W/POWER WINDOW)			-1601
67	INT-	BN1 DARK GRAY	BN1 GRIS FONCE		
82	INT-	BN3 BEIGE	BN3 BEIGE		
BL8G-68-420	1	(TDA-CLOTH'4')			-1601
65	INT-	BN4 OFF-BLACK	BN4 NOIR CLAIR		
BN7H-68-420A	1	(TDD-CLOTH'H')			1129-1601
65	INT-	BN4 BLACK/OFF-BLACK	BN4 NOIR/NOIR CLAIR		
*BL8D-68-420B	1	(TDC-CLOTH'2')			1601-
* 68	INT-	BN2 GRAY	BN2 GRIS		
* 82	INT-	BN3 BEIGE	BN3 BEIGE		
*BL8E-68-420B	1	(TDB-CLOTH'3'+W/O POWER WINDOW)			1601-
* 67	INT-	BN1 DARK GRAY	BN1 GRIS FONCE		
* 82	INT-	BN3 BEIGE	BN3 BEIGE		
*BL8F-68-420A	1	(TDB-CLOTH'3'+W/POWER WINDOW)			1601-
* 67	INT-	BN1 DARK GRAY	BN1 GRIS FONCE		
* 82	INT-	BN3 BEIGE	BN3 BEIGE		
*BL8G-68-420A	1	(TDA-CLOTH'4')			1601-
* 65	INT-	BN4 OFF-BLACK	BN4 NOIR CLAIR		
*BN7H-68-420B	1	(TDD-CLOTH'H')			1601-
* 65	INT-	BN4 BLACK/OFF-BLACK	BN4 NOIR/NOIR CLAIR		
68-420Z		TRIM(L), DOOR	GARNITURE (G), PORTE		-0B23
BL8D-68-450A	1	(TDC-CLOTH'2')			
68	INT-	BN2 GRAY/OFF-BLACK	BN2 GRIS/NOIR DOUX		
82	INT-	BN3 BEIGE/BROWN	BN3 BEIGE/BRUN		
BL8E-68-450A	1	(TDB-CLOTH'3'+W/O POWER WINDOW)			-0B23
67	INT-	BN1 DARK GRAY	BN1 GRIS FONCE		
0B23 BJ22*		-401978			
1129 BJ22*		-429123			
1601 BJ22*		-480682			

(FOR RIGHT)

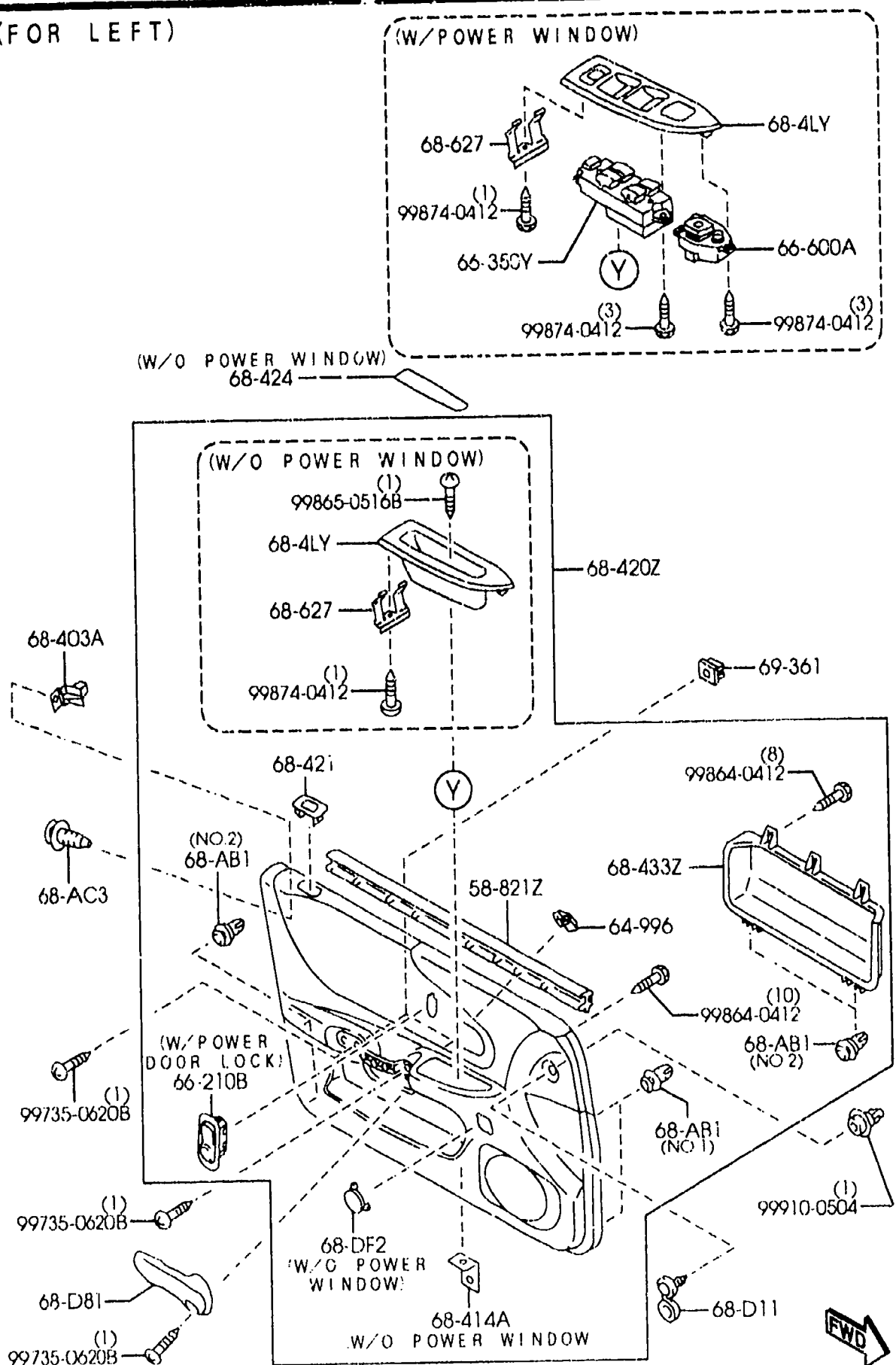


PART NO.	QTY	MODEL/RESTRICTION	MODEL/RESTRICTION	MODEL/RESTRICTION	FROM-TO
CONT'D					
82	INT-	BN3 BEIGE	BN3 BEIGE		
BL8F-68-450	1	(TDB-CLOTH'3'+W/POWER WINDOW)			-0B23
67	INT-	BN1 DARK GRAY	BN1 GRIS FONCE		
82	INT-	BN3 BEIGE	BN3 BEIGE		
BL8H-68-450	1	(TDB-CLOTH'3'+W/O POWER WINDOW+W/POWER DR LOCK)			-1201
67	INT-	BN1 DARK GRAY/OFF-BLACK	BN1 GRIS NOIR/OFF-NOIR		
82	INT-	BN3 BEIGE/BROWN	BN3 BEIGE/BRUN		
BL8G-68-450	1	(TDA-CLOTH'4')			-1601
65	INT-	BN4 OFF-BLACK	BN4 NOIR CLAIR		
BL8D-68-450B	1	(TDC-CLOTH'2')			0B23-1201
68	INT-	BN2 GRAY/OFF-BLACK	BN2 GRIS/NOIR DOUX		
82	INT-	BN3 BEIGE/BROWN	BN3 BEIGE/BRUN		
BL8E-68-450B	1	(TDB-CLOTH'3'+W/O POWER WINDOW+W/O POWER DR LOCK)			0B23-1201
67	INT-	BN1 DARK GRAY	BN1 GRIS FONCE		
82	INT-	BN3 BEIGE	BN3 BEIGE		
BL8F-68-450A	1	(TDB-CLOTH'3'+W/POWER WINDOW)			0B23-1201
67	INT-	BN1 DARK GRAY	BN1 GRIS FONCE		
82	INT-	BN3 BEIGE	BN3 BEIGE		
BN7H-68-450	1	(TDD-CLOTH'H')			1129-1601
65	INT-	BN4 BLACK/OFF-BLACK	BN4 NOIR/NOIR CLAIR		
DL8D-68-450C	1	(TDC-CLOTH'2')			1201-1601
68	INT-	BN2 GRAY/OFF-BLACK	BN2 GRIS/NOIR DOUX		
82	INT-	BN3 BEIGE/BROWN	BN3 BEIGE/BRUN		
BL8E-68-450C	1	(TDB-CLOTH'3'+W/O POWER WINDOW+W/O POWER DR LOCK)			1201-1601
67	INT-	BN1 DARK GRAY	BN1 GRIS FONCE		
82	INT-	BN3 BEIGE	BN3 BEIGE		
BL8F-68-450B	1	(TDB-CLOTH'3'+W/POWER WINDOW)			1201-1601
67	INT-	BN1 DARK GRAY	BN1 GRIS FONCE		
82	INT-	BN3 BEIGE	BN3 BEIGE		

0B23 BJ22* -401978
1129 BJ22* -429123
1201 RJ22* -430345
1601 BJ22* -460682



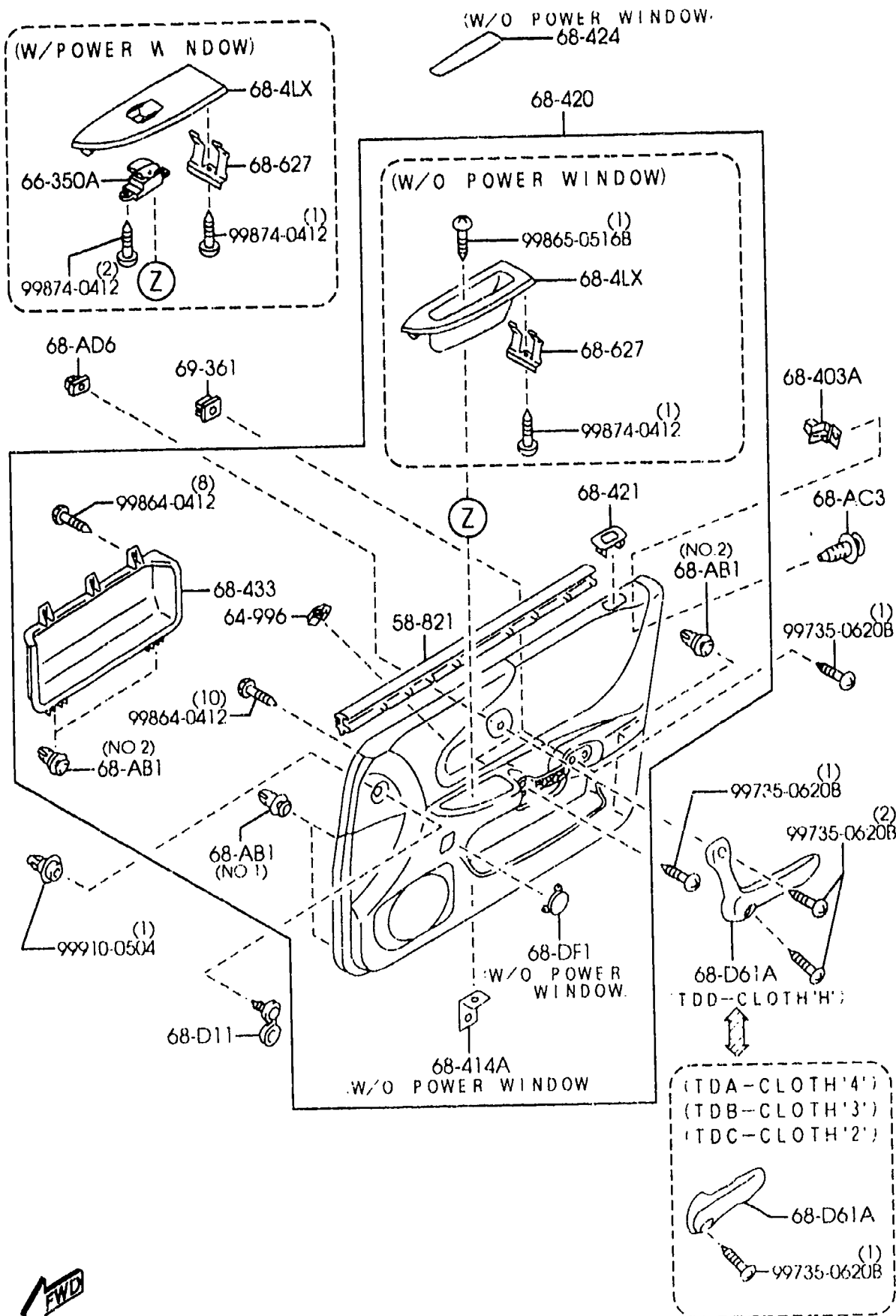
(FOR LEFT)



PART NO.	QTY	MODEL/RESTRICTION	MODEL/RESTRICTION	MODEL/RESTRICTION	FROM-TO
CONT'D BL8H-68-450A	1	(TDB-CLOTH'3'+W/O POWER WINDOW+W/POWER DR LOCK)			1201-1601
67	INT-	BN1 DARK GRAY/OFF-BLACK	BN1 GRIS NOIR/OFF-NCIR		
82	INT-	BN3 BEIGE/BROWN	BN3 BEIGE/BRUN		
*BL8D-68-450D	1	(TDC-CLOTH'2')			1601-
* 68	INT-	BN2 GRAY/OFF-BLACK	BN2 GRIS/NOIR DOUX		
* 82	INT-	BN3 BEIGE/BROWN	BN3 BEIGE/BRUN		
*BL8E-68-450D	1	(TDB-CLOTH'3'+W/O POWER WINDOW+W/O POWER DR LOCK)			1601-
* 67	INT-	BN1 DARK GRAY	BN1 GRIS FONCE		
* 82	INT-	BN3 BEIGE	BN3 BEIGE		
*BL8F-68-450C	1	(TDB-CLOTH'3'+W/POWER WINDOW)			1601-
* 67	INT-	BN1 DARK GRAY	BN1 GRIS FONCE		
* 82	INT-	BN3 BEIGE	BN3 BEIGE		
*BL8G-68-450A	1	(TDA-CLOTH'4')			1601-
* 65	INT-	BN4 OFF-BLACK	BN4 NOIR CLAIR		
*BL8H-68-450B	1	(TDB-CLOTH'3'+W/O POWER WINDOW+W/POWER DR LOCK)			1601-
* 67	INT-	BN1 DARK GRAY/OFF-BLACK	BN1 GRIS NOIR/OFF-NOIR		
* 82	INT-	BN3 BEIGE/BROWN	BN3 BEIGE/BRUN		
*BN7H-68-450A	1	(TDD-CLOTH'H')			1601-
* 65	INT-	BN4 BLACK/OFF-BLACK	BN4 NOIR/NOIR CLAIR		
68-421		VESSEL, INNER LOCK	VASE, VERROUILLAGE INT.		
B25D-68-421A	2				
05	INT-	BN2 GRAY	BN2 GRIS		
65	INT-	BN1 BN4 OFF-BLACK	BN1 BN4 NOIR CLAIR		
80	INT-	BN3 BEIGE	BN3 BEIGE		
68-424		COVER RECESS	COUVERCLE, RECOIN		
GE4T-68-424	2	(W/O POWER WINDOW)			-0B16
B30D-68-424	2	(W/O POWER WINDOW)			0B16-
02	INT-	BN4 BLACK	BN4 NOIR		
05	INT-	BN1 BN2 GRAY	BN1 BN2 GRIS		

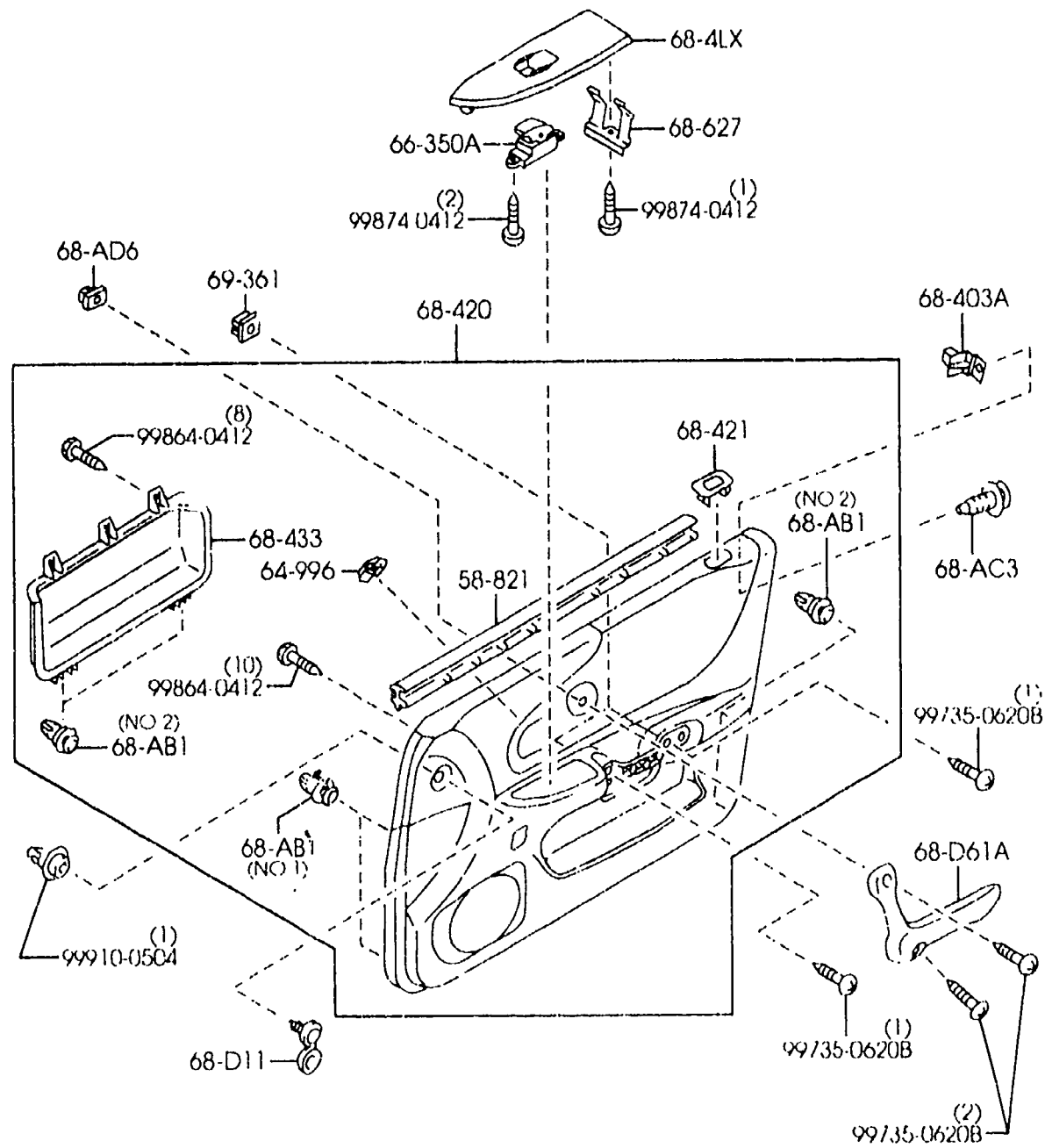
0B16 BJ22* -400081
 1201 BJ22* -430345
 1601 BJ22* -480682

(FOR RIGHT)

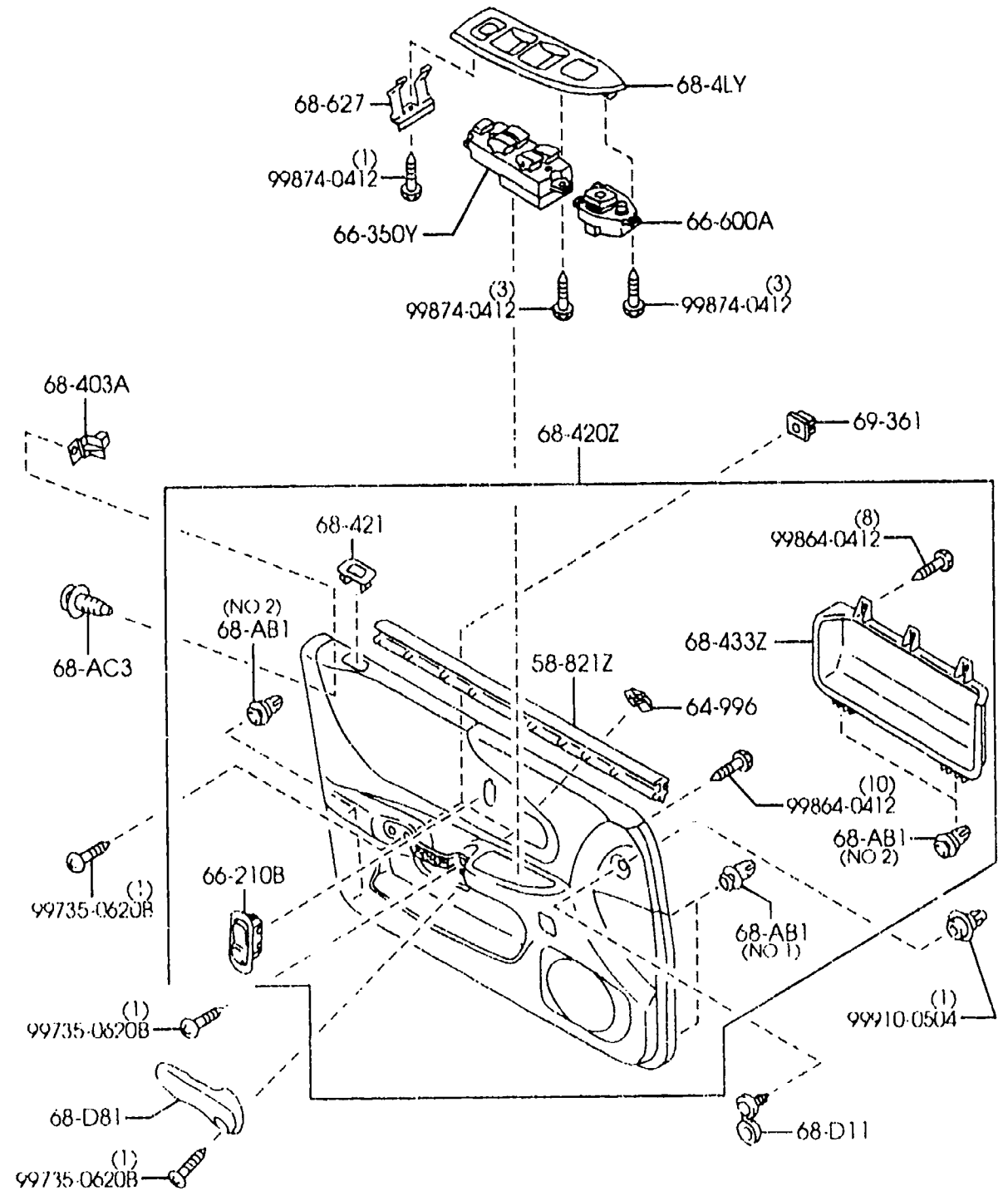


PART NO.	QTY	MODEL/RESTRICTION	MODEL/RESTRICTION	MODEL/RESTRICTION	FROM-TO
CONT'D					
80	INT-	BN3 BEIGE	BN3 BEIGE		
		POCKET(R), DOOR TRIM	POCHE(D),		
B25D-68-4C1	1				
05	INT-	BN1 BN2 GRAY	BN1 BN2 GRIS		
65	INT-	BN4 OFF-BLACK	BN4 NOIR CLAIR		
80	INT-	BN3 BEIGE	BN3 BEIGE		
		POCKET(L), DOOR TRIM	POCHE(G),		
B25D-68-4N1	1				
05	INT-	BN1 BN2 GRAY	BN1 BN2 GRIS		
65	INT-	BN4 OFF-BLACK	BN4 NOIR CLAIR		
80	INT-	BN3 BEIGE	BN3 BEIGE		
		SPRING	RESSORT		
GE4T-68-8N1	2				
		GROMMET, SCREW	ANNEAU		
B316-69-361	4				

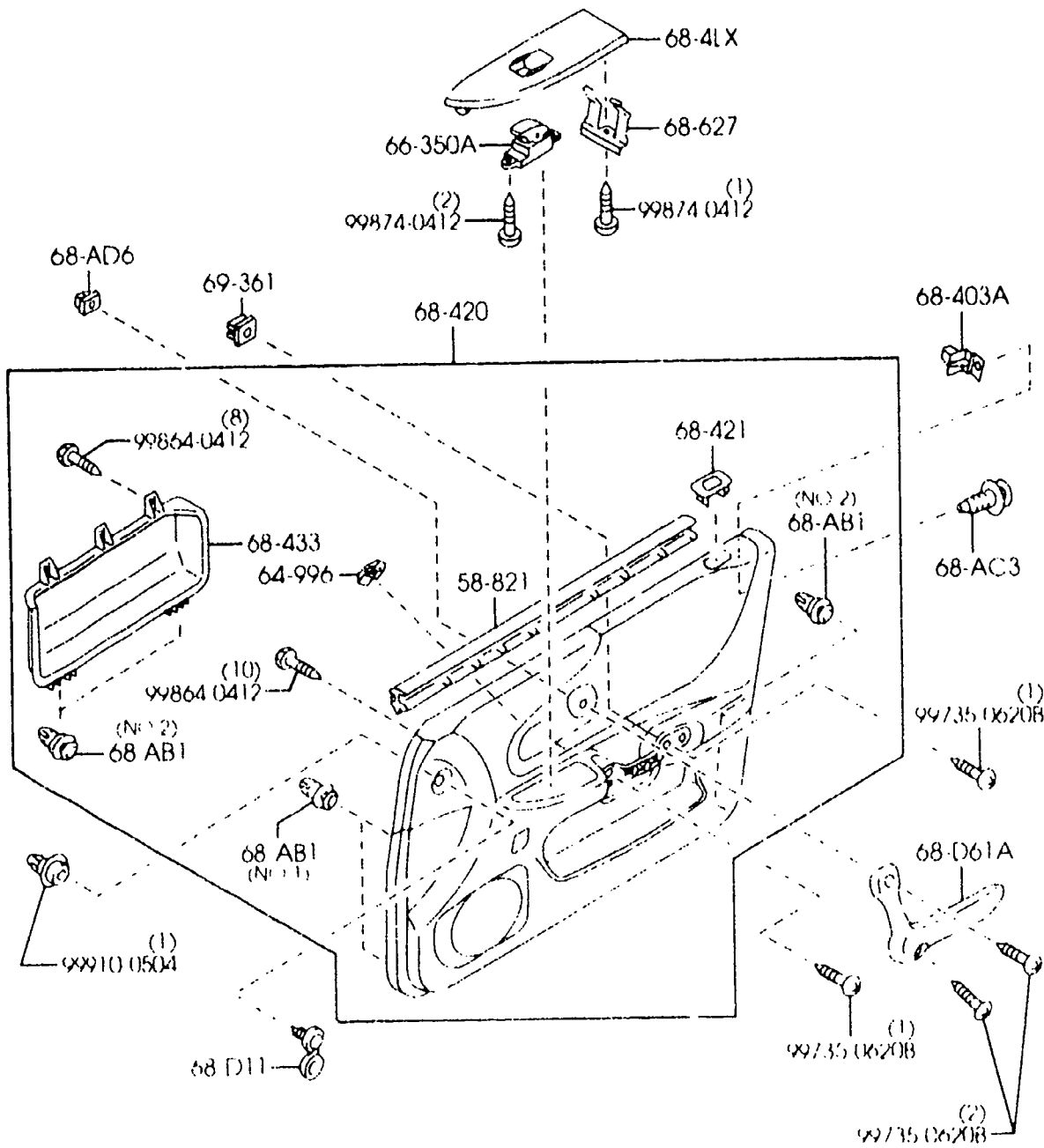
(FOR RIGHT)



(FOR LEFT)



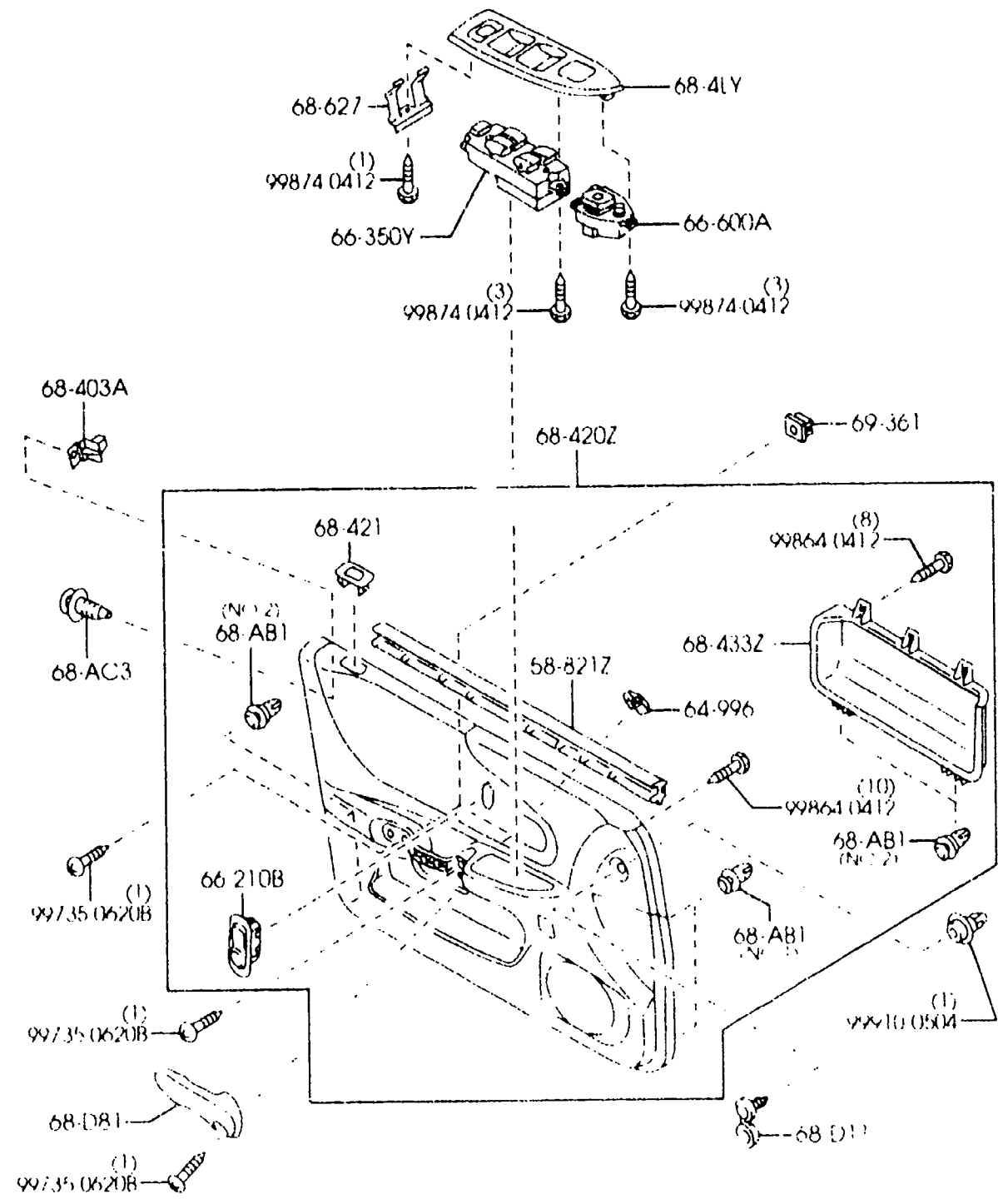
(FOR RIGHT)



PART NO	QTY	MODEL/RESTRICTION	MODEL/RESTRICTION	MODEL/RESTRICTION	FROM-10
58-821 B25D-58-821A	1	WEATHERSTRIP(R),INN.	JOINT CAOUTCHOUC (D) , INT		
58-821Z B25D-59-821A	1	WEATHERSTRIP(L),INN.	JOINT CAOUTCHOUC (G) , INT		
64-996 B25D-64-996	2	NUT,EXPANSION	ECROU D'EXPANSION		
66-210B BJOE-66-660A	1	SWITCH,DOOR LOCK	INTERR.DE VERROUILLA GE,		
65	INT-	BN1 BN4 OFF-BLACK	BN1 BN4 NOIR CLAIR		
66-350A GE4T-66-370A	1	SWITCH(R),POWER WIND	INTERR.(D),		
66-350Y BL8M-66-350	1	SWITCH(L),POWER WIND	INTERR.(G),		
66-600A GE4T-66-600	1	SWITCH,RMT.MIRROR ICHIKO	INTERR., ICHIKO		
68-AB1 GA2A-68-AB1A	4	FASTENER (ILLUST. NO.1)	AGRAFE		
68-AB1 G350-68-AB1	8	FASTENER (ILLUST. NO.2)	AGRAFE		
68-AC3 B467-68-AC3	2	FASTENER	AGRAFE		
02	INT-	BN1 BN2 BN3 BN4 BLACK	BN1 BN2 BN3 BN4 NOTR BLACK		
68-AD6 B481-68-AD6	1	GROMMET,SCREW	PROTECTEUR, VIS		
68-D11 B501-68-D11B	2	CAP,SCREW	TETE,VIS		
09	INT-	BN1 BN2 BN4 DARK GRAY	BN1 BN2 BN4 GRIS FONCE		
68-D61A		HANDLE(R),PULL-FPT	POIGNEE(D),TRACTION- AV		



(FOR LEFT)



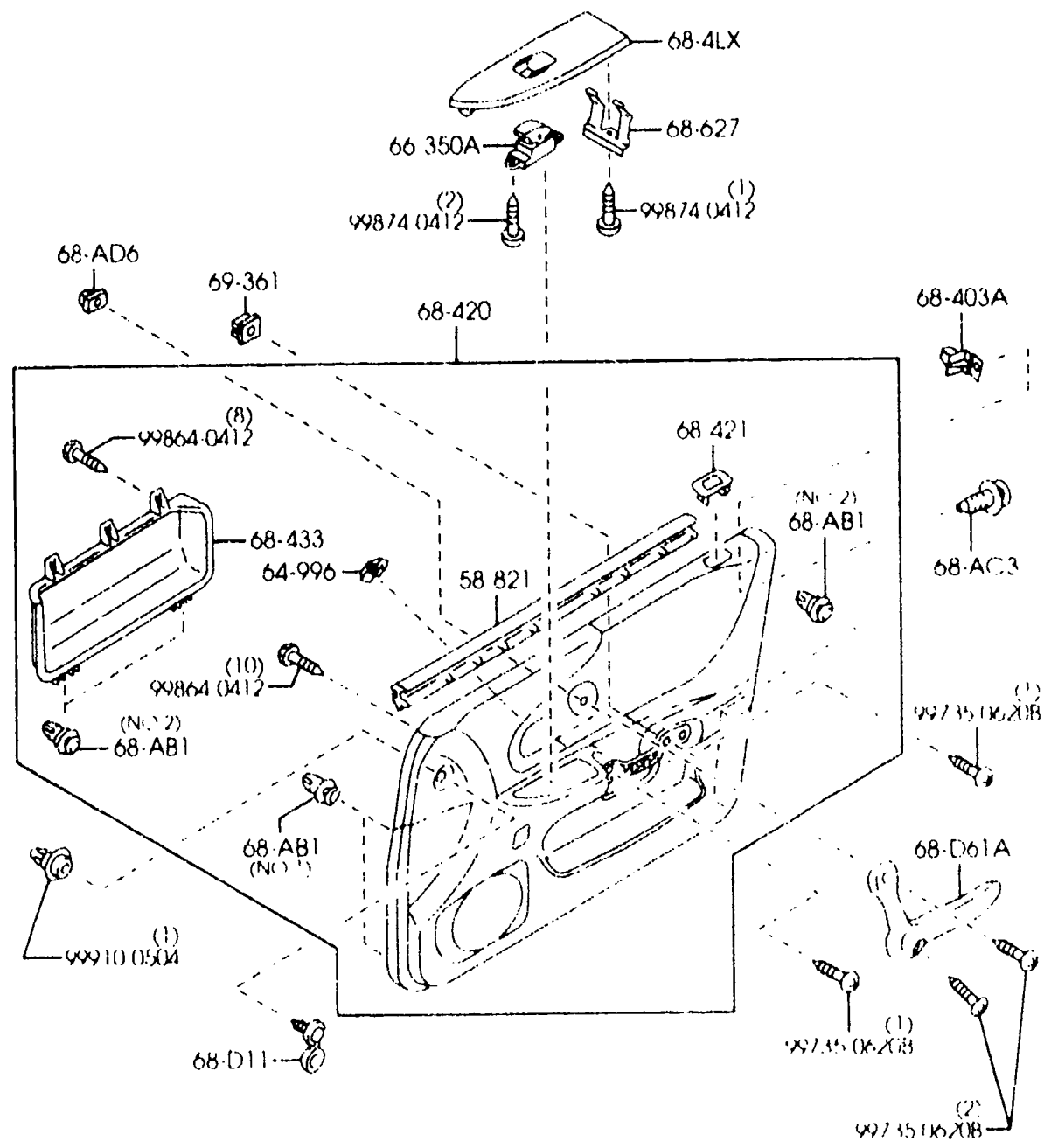
PART NO	QTY	MODEL/RESTRICTION	MODEL/RESTRICTION	MODEL/RESTRICTION	FROM TO
CONT'D					
BJOE-68-D61B	1				
65	INT-	BN1 BN2 BN4 OFF-BLACK	BN1 BN2 BN4 NOIR CLAIR		
↑ 68-D81 ↓		HANDLE(L),PULL-FRT	POIGNEE(G),TRACTION- AV		
BJOE-68-D81B	1				
65	INT-	BN1 BN2 BN4 OFF-BLACK	BN1 BN2 BN4 NOIR CLAIR		
↑ 68-4LX ↓		PANEL(R),SWITCH	PANNEAU A INTERR.(D)		
BJ2A-68-4L1D	1				
20	INT-	BN4 SILVER METALLIC	BN4 ARGENT METALLIQUE		
↑ 68-4LY ↓		PANEL(L),SWITCH	PANNEAU A INTERRUPTE URS		
BJ2B-68-4L6D	1				
20	INT-	BN4 SILVER METALLIC	BN4 ARGENT METALLIQUE		
↑ 68-403A ↓		BRACKET,TRIM	SUPPORT,ASSIETTE-POR TE AV		
B25D-68-403A	2				
↑ 68-420 ↓		TRIM(R),DOOR	GARNITURE (D), PORTE		-1601
BN5V-68-420	1				
65	INT-	BN4 OFF-BLACK	BN4 NOIR CLAIR		1601-
*BN5V-68-420A	1				
* 65	INT-	BN4 OFF-BLACK	BN4 NOIR CLAIR		
↑ 68-420Z ↓		TRIM(L),DOOR	GARNITURE (G), PORTE		-1601
BL8G-68-450	1				
65	INT-	BN4 OFF-BLACK	BN4 NOIR CLAIR		1601-
*BL8G-68-450A	1				
* 65	INT-	BN4 OFF-BLACK	BN4 NOIR CLAIR		
↑ 68-421 ↓		VESSEL,INNER LOCK	VASE,VERROUILLAGE IN T.		
B25D-68-421A	2				
65	INT-	BN1 BN4 OFF-BLACK	BN1 BN4 NOIR CLAIR		
↑ 68-433 ↓		POCKET(R),DOOR TRIM	POCHE(D).		
B25D-68-4C1	1				
1601 BJ22* -480682					

5840AA FRONT DOOR TRIMS & RELATED PARTS
(5-DOOR)

1/2

5840AA-3 * FRONT DOOR TRIMS & RELATED PARTS
(5-DOOR)

(FOR RIGHT)



PART NO	QTY	MODEL/RESTRICTION	MODEL/RESTRICTION	MODEL/RESTRICTION	FROM TO
CONT'D 65	INT-	BN4 OFF-BLACK	BN4 NOIR CLAIR		
68-433Z		POCKET(L), DOOR TRIM	POCHE(G),		
B25D-68-4N1	1				
65	INT-	BN4 OFF-BLACK	BN4 NOIR CLAIR		
68-627		SPRING	RESSORT		
GE4T-68-8N1	2				
69-361		GROMMET, SCREW	ANNEAU		
B316-69-361	4				



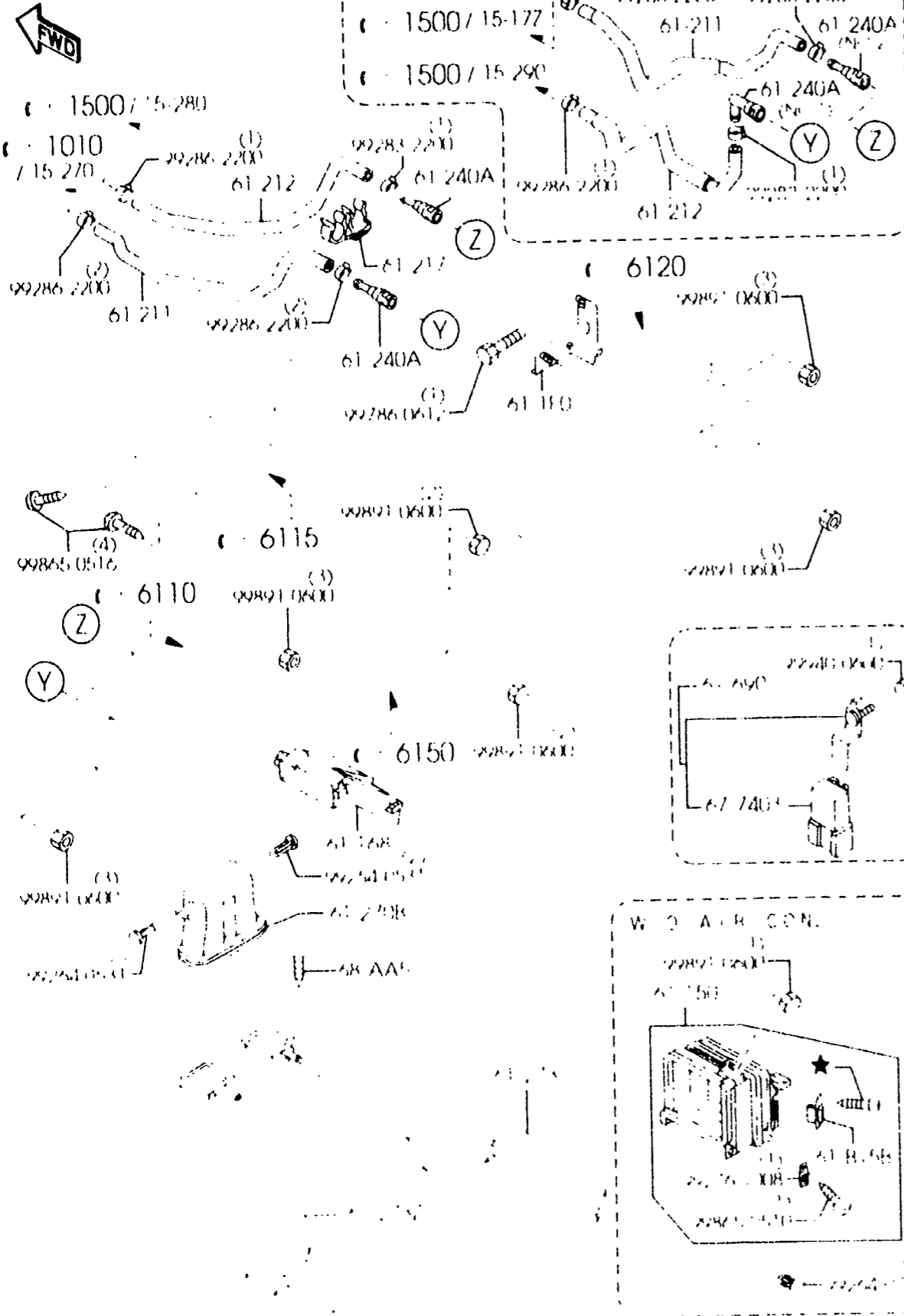
AUBA09

(2859311)

CAT. AUBA09-02

2001-07

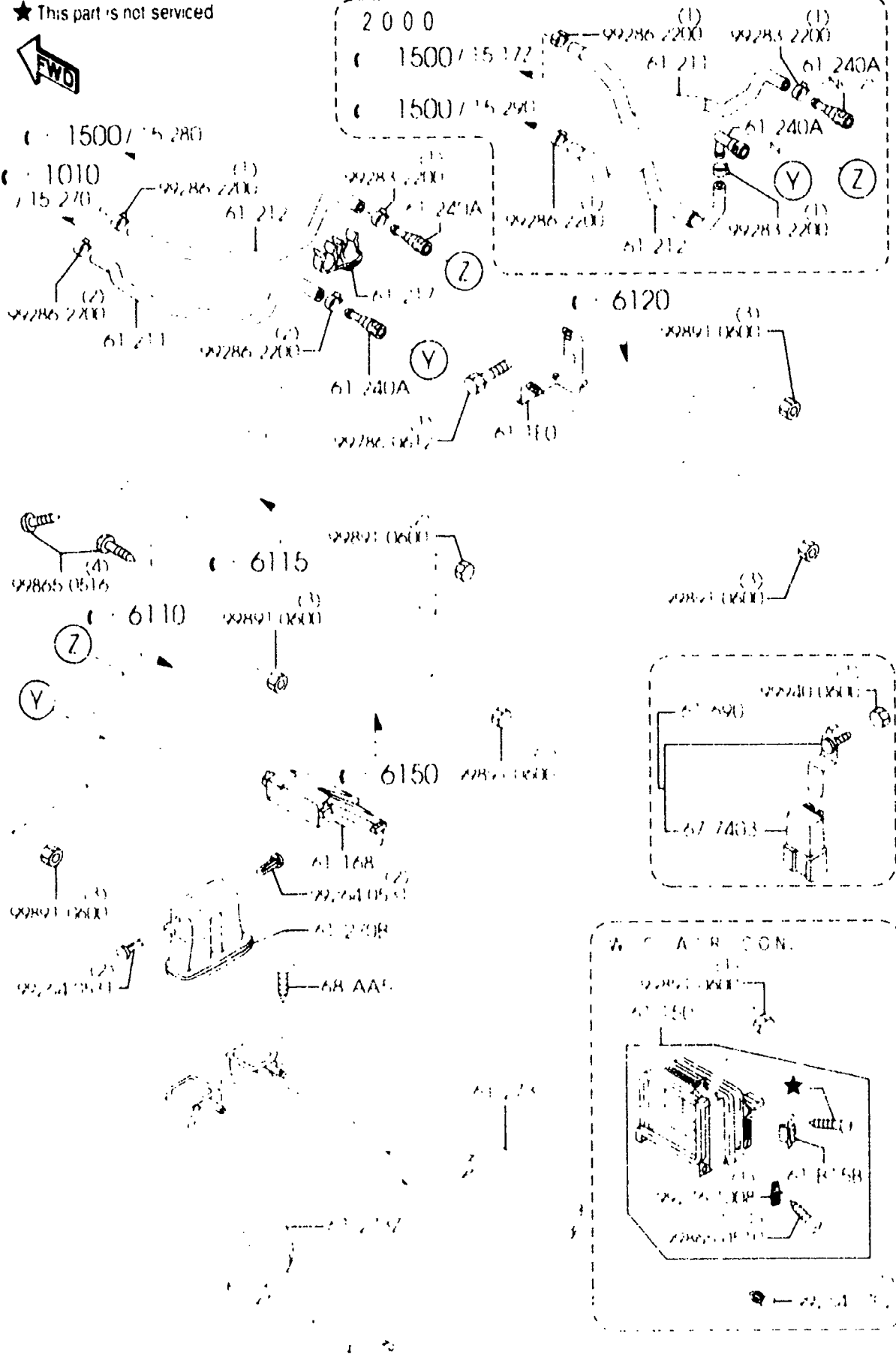
★ This part is not serviced



PART NO	QTY	MODEL/RESTRICTION	MODEL/RESTRICTION	MODEL/RESTRICTION	FROM-TO
61-915B GE6R-61-915B	1	RESISTER, COOLING UNIT (W/G AIR CON.)	RESISTANCE, UNITE UEN T.		
61-1E0 BJOE-61-1E0A	1	BRACKET, BLOWER	SUPPORT, COMPRESSEUR		
61-150 GE7A-61-150D	1	DUCT, AIR (W/O AIR CON.)	CONDUIT		
61-168 GA5R-61-168B	1	DUCT, AIR OUTLET	CONDUIT, ADMISS. AIR		
61-211 BJOE-61-211B BJ1H-61-211B	1	HOSE NO. 1, WATER (1600) (2000)	DURITE D'EAU NO 1 (1600) (2000)		
61-212 BJOE-61-212C BJ1H-61-212C	1	HOSE NO. 2, WATER (1600) (2000)	DURITE D'EAU NO 2 (1600) (2000)		
61-217 BJOE-61-217	1	CLIP, HOSE (1600)	CLIP (1600)		
61-240A BJ1H-61-240A B455-61-240A B455-61-240A	1 1 2	CONNECTOR, WATER HOSE (ILLUST. NO. 1) (2000) (ILLUST. NO. 2) (2000) (1600)	RACCORD, TUYAU EAU (2000) (2000) (1600)		
61-270B GA5R-61-271A	1	DUCT, RR. HEATER-FRONT (W/RR HEATER DUCT)	CONDUITE AV, CHAUFFAGE E AR		
61-273 GE4T-61-272	1	DUCT(R), REAR (W/RR HEATER DUCT)	CONDUITE AR(D)		
61-273Z GE4T-61-273	1	DUCT(L), REAR (W/RR HEATER DUCT)	CONDUITE AR(G)		
61-690 925F 61-690	1	RELAY	RELAIS		

6100A HEATER

★ This part is not serviced



6100A -2 * HEATER

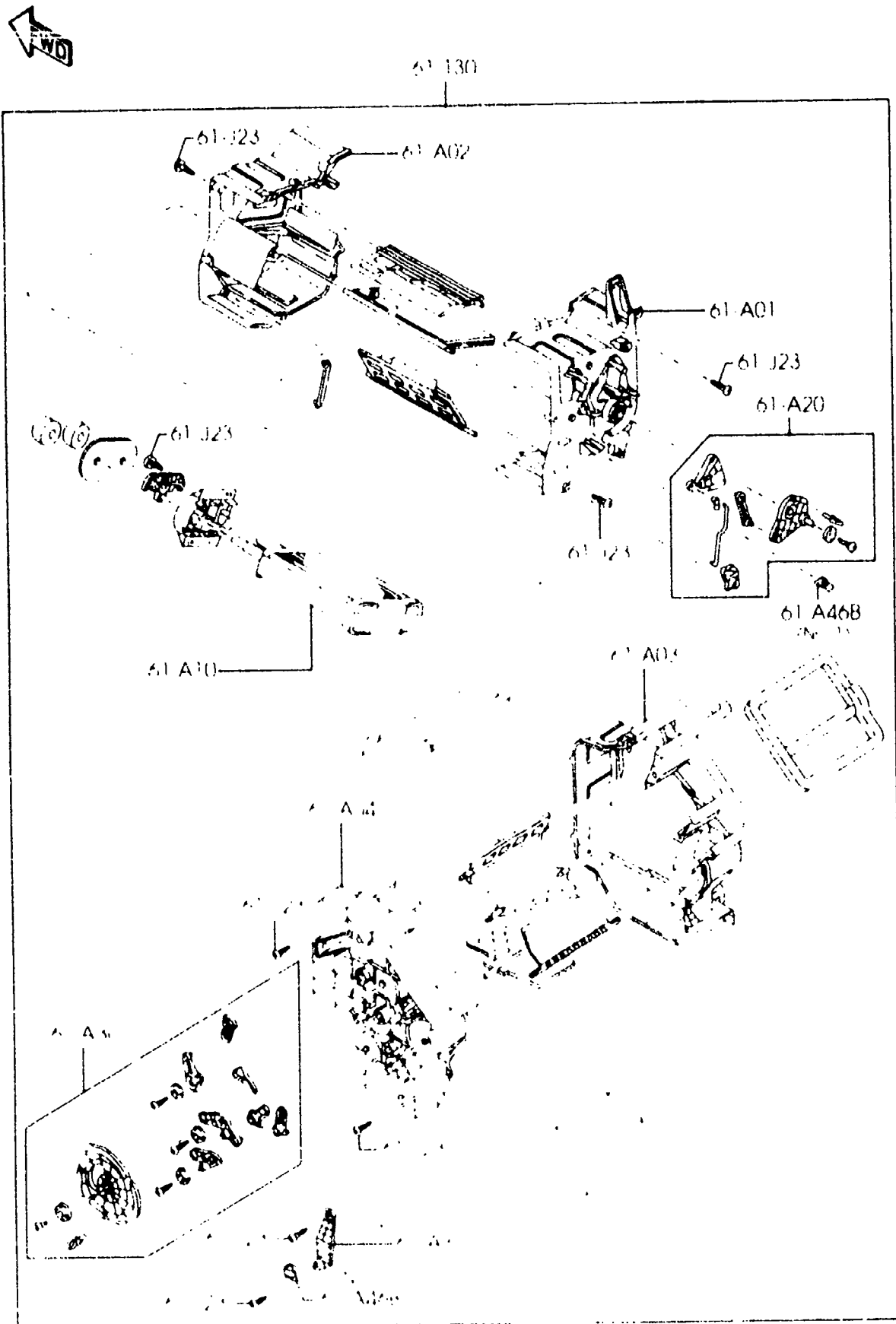
PART NO	QTY	MODEL/RESTRICTION	MODEL/RESTRICTION	MODEL/RESTRICTION	FROM TO
67-7403		RELAY, N.O.	RELAIS, N.O.		
B150-67-730	1				
68-AA5		FASTENER, DOOR TRIM	FERMETURE, GARNIT. PORT		
A002-68-AA5	2 (W/RR HEATER DUCT)				

AUJBA09

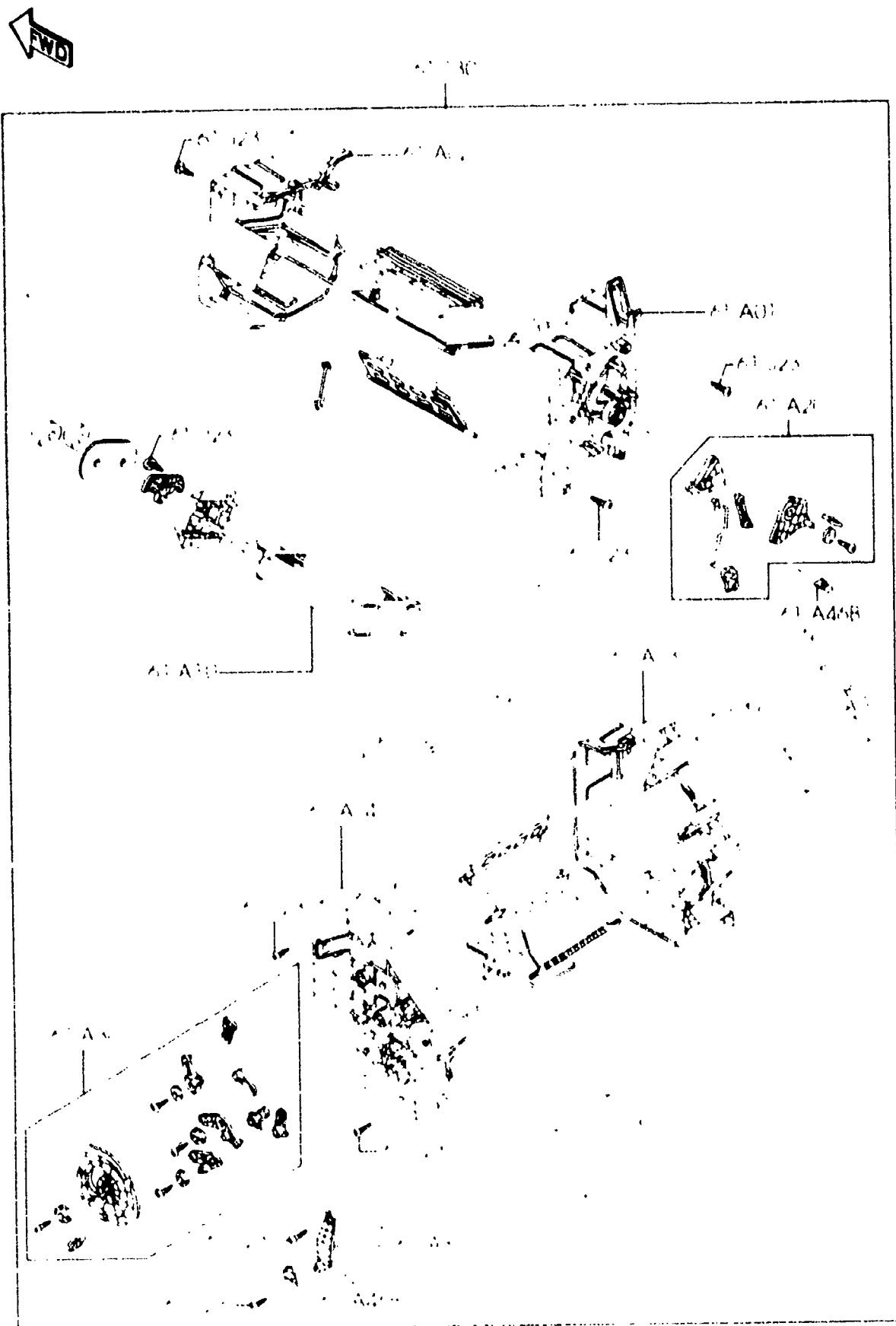
(2B47700)

CAT AUJBA09-02

2001-07

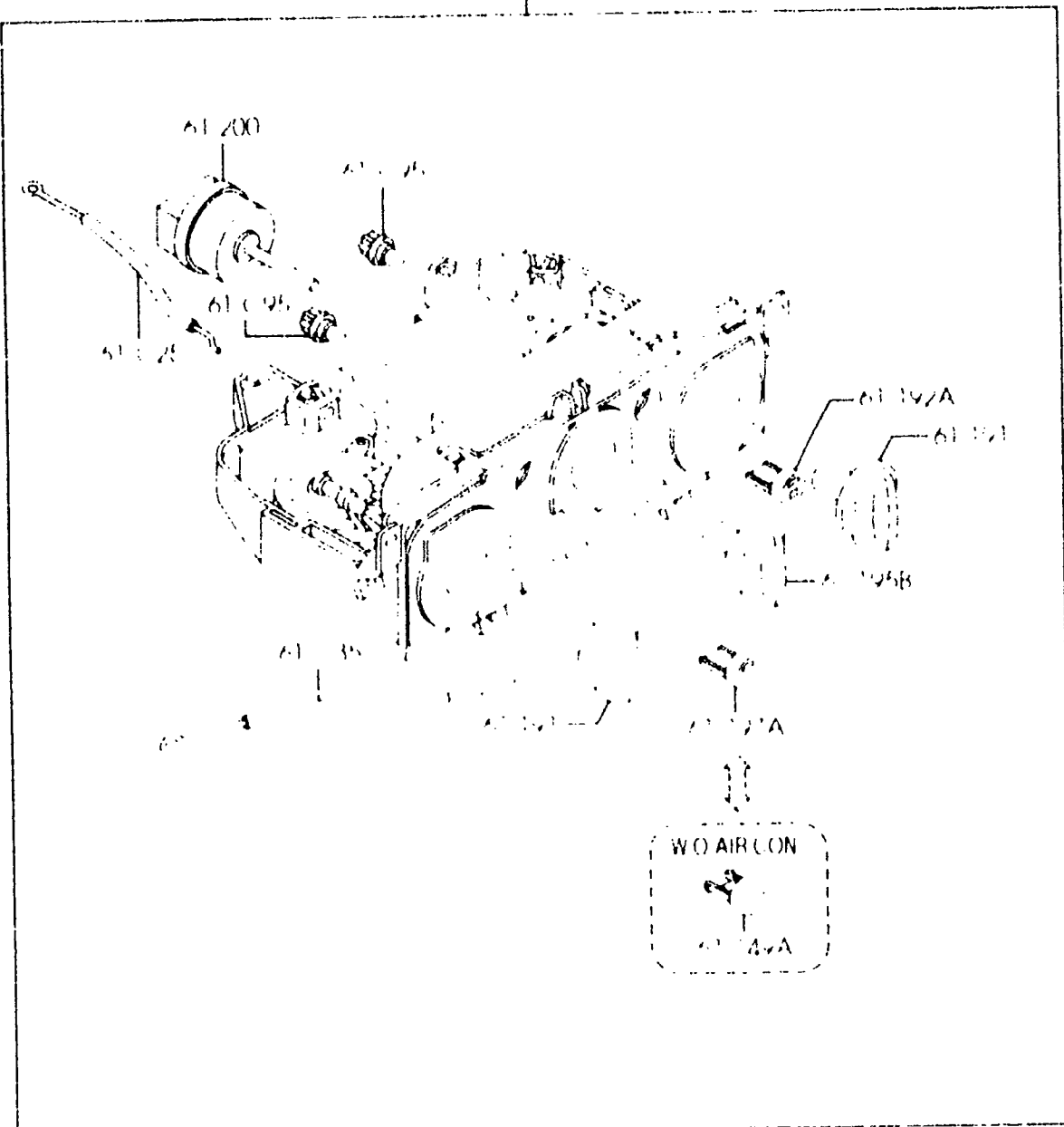


PART NO	QTY	MODEL/RESTRICTION	MODEL/RESTRICTION	MODEL/RESTRICTION	FROM 10
61-A01 BJOE-61-A01	1	CASE 'A', HEATER UNIT	BOITE 'A', ENSEMBLE RE CHAUF		
61-A02 BJOE-61-A02	1	CASE 'B', HEATER UNIT	BOITE 'B', ENSEMBLE-RE CHAUF		
61-A03 BJOE-61-A03	1	CASE 'C', HEATER UNIT (W/O RR HEATER DUCT)	BOITE 'C', ENSEMBLE-RE CHAUF		
BJOF-61-A03	1	(W/RR HEATER DUCT)			
61-A04 BJOE-61-A04	1	CASE 'D', HEATER UNIT (W/O RR HEATER DUCT)	BOITE 'D', ENSEMBLE-RE CHAUF		
BJOF-61-A04	1	(W/RR HEATER DUCT)			
61-A10 BJOE-61-A10	1	CORE, HEATER UNIT	NOYAU, RECHAUFFEUR		
61-A20 GE4T-61-A20	1	LINK SET, TEMP	JEU LIAISON, TEMP.		
61-A30 GE6T-61-A30	1	LINK SET, MODE	JEU LIAISON, MODE		
GG4R-61-A30	1				-1101
61-A31 GE4T-61-A31	1	LINK, MODE	LIAISON MODE		1101-
61-A46B BC1M-61-A46	1	CLAMP, WIRE-HEATER UN IT	COLLIER, FILS M.-U. C HAUFF		
B02H-61-A46	1	(ILLUST. NO. 2)			
61-A35 GA5R-61-J23	21	SCREW, COOLING UNIT	VIS, UNITE REFROIDISS EUR		
61-130 BJOE-61-130E A (BJOE-61-130F)	1	HEATER UNIT (W/O RR HEATER DUCT) (MT)	CHAUFFAGE (B.V. MANU)		-1101
BJOF-61-130E A (BJOF-61-130F)	1	(W/RR HEATER DUCT) (MT)	(B.V. MANU)		-1101
1101 BJ22* -419568					

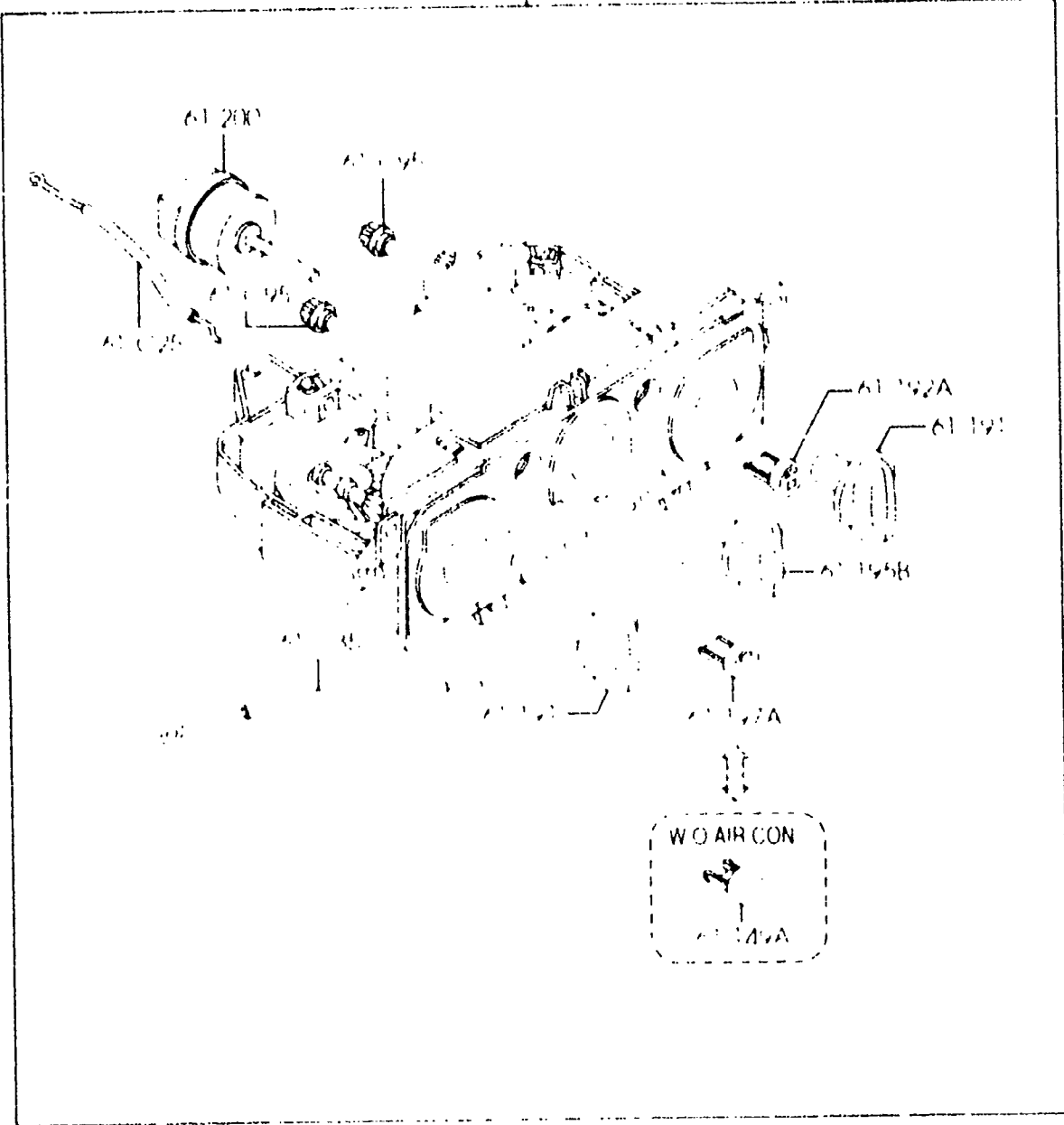


PART NO	QTY	MODEL/RESTRICTION	MODEL/RESTRICTION	MODEL/RESTRICTION	FROM TO
CONT'D					
BJ0J-61-130B	1	(W/O RR HEATER DUCT)			-1101
A (BJ0J-61-130C)		(AT)	(B.V.AUTOM)		
BJ0K-61-130B	1	(W/RR HEATER DUCT)			-1101
A (BJ0K-61-130C)		(AT)	(B.V.AUTOM)		
BJ0E-61-130F	1	(W/O RR HEATER DUCT)			1101-
		(MT)	(B.V.MANU)		
BJ0F-61-130F	1	(W/RR HEATER DUCT)			1101-
		(MT)	(B.V.MANU)		
BJ0J-61-130C	1	(W/O RR HEATER DUCT)			1101-
		(AT)	(B.V.AUTOM)		
BJ0K-61-130C	1	(W/RR HEATER DUCT)			1101-
		(AT)	(B.V.AUTOM)		
1101 BJ22* 419568					

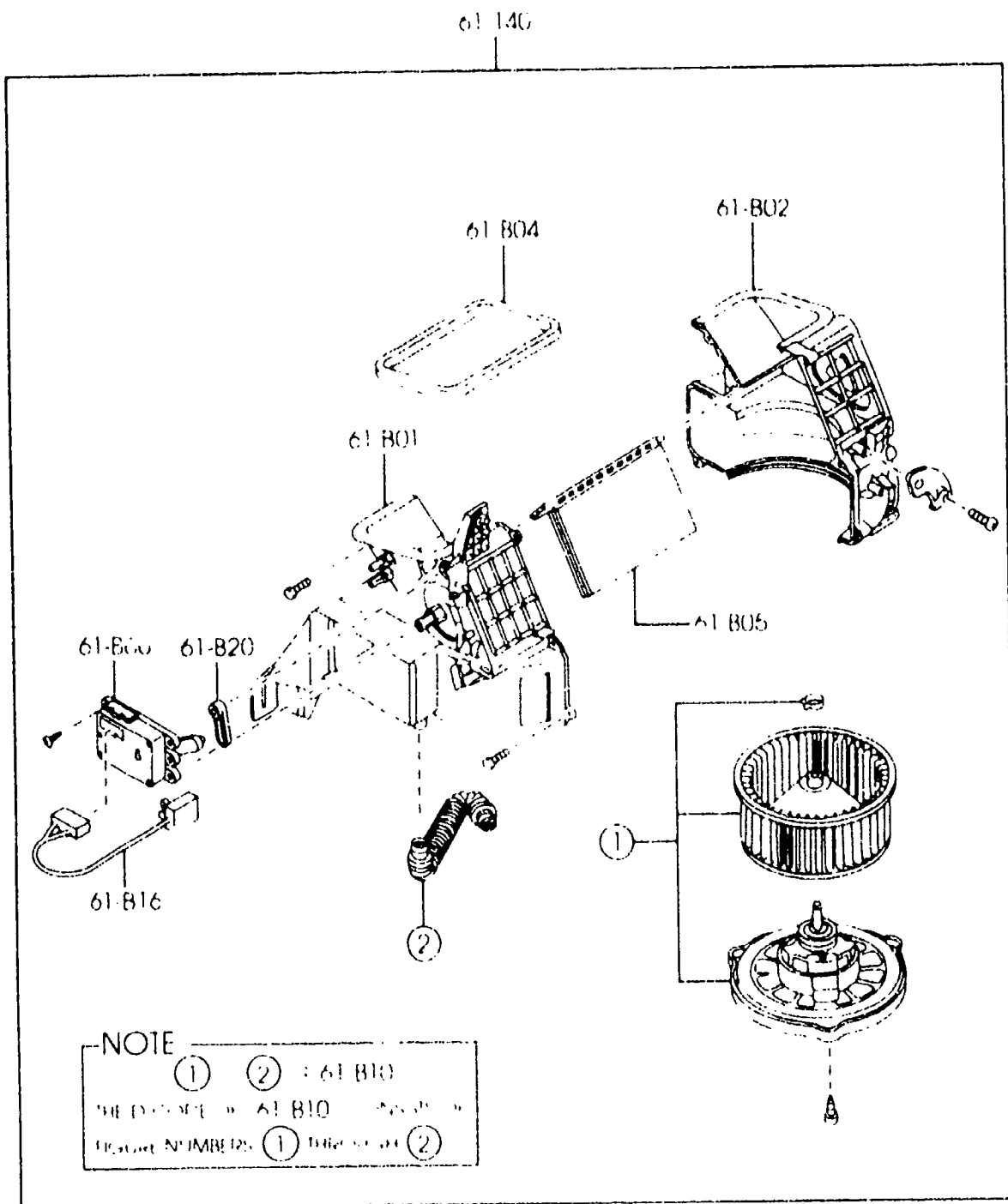
FWD



PART NO	QTY	MODEL/RESTRICTION	MOD. RESTRICTION	MODEL/RESTRICTION	FROM TO
61-C25		WIRE, TEMP. CONTROL		CABLE, COMMANDE DE TEMPERATURE	-1510
BL4C-61-C25	1				1510-
AN(BL4C-61-C25A)					
*BL4C-61-C25A	1				
61-C35		WIRE, MODE CONTROL		CABLE, COMMANDE DE MODE	-1406
BL4C-61-C35	1				1406-
A (BL4C-61-C35A)					
BL4C-61-C35A	1				
61-C95		BULB, MODE CONTROL		AMPOULE, COMMANDE DE MODE	
D342-61-C95	2 (ILLUMI. AMBER)	(2000)		(2000)	
S38A-61-C95	2 (ILLUMI. GREEN)				
61-149A		COVER, HOLE		BOUCHON	
B30D-61-1K9	1 (W/O AIR CON.)				
61-190		CONTROL, HEATER		COMMANDE DE CHAUFFAGE	-1406
BL8T-61-190B	1 (W/O AIR CON. + ILLUMI. AMBER)	(2000)		(2000)	-1406
AN(BL8T-61-190C)					
BL8W-61-190B	1 (W/AIR CON. + ILLUMI. AMBER)	(2000)		(2000)	-1510
AN(BL8W-61-190C)					-1510
BL8D-61-190A	1 (W/O AIR CON. + ILLUMI. GREEN)				1406-1510
AN(BL8D-61-190B)					1406-1510
BL8F-61-190A	1 (W/AIR CON. + ILLUMI. GREEN)				
AN(BL8F-61-190B)					
BL8T-61-190C	1 (W/O AIR CON. + ILLUMI. AMBER)	(2000)		(2000)	
AN(BL8T-61-190D)					
BL8W-61-190C	1 (W/AIR CON. + ILLUMI. AMBER)	(2000)		(2000)	
AN(BL8W-61-190D)					
*BL8D-61-190B	1 (W/O AIR CON. + ILLUMI. GREEN)				1510-
*BL8F-61-190B	1 (W/AIR CON. + ILLUMI. GREEN)				1510-
*BL8T-61-190D	1 (W/O AIR CON. + ILLUMI. AMBER)	(2000)		(2000)	1510-
*BL8W-61-190D	1 (W/AIR CON. + ILLUMI. AMBER)	(2000)		(2000)	1510-
1406 BJ22* -455734					
1510 BJ22* -469858					



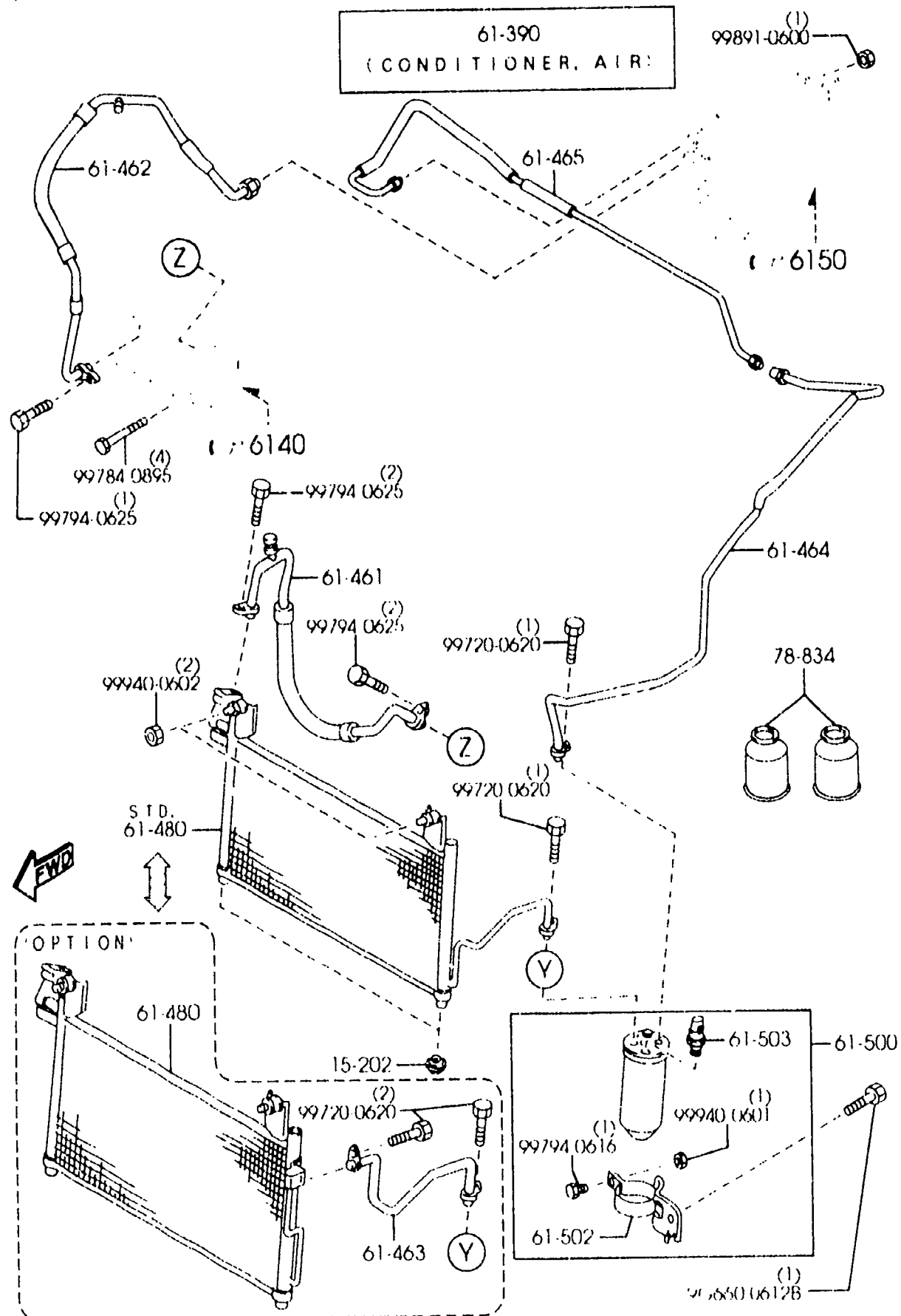
PART NO	QTY	MODEL RESTRICTION	MODEL RESTRICTION	MODEL RESTRICTION	FROM TO
61-191		KNOB NO.1,MODE CONT.	BOUTON NO 1		
B30D-61-191	2				
61-192A		KNOB NO.2	BOUTON NO 2		
B30D-61-192	1				
61-195B		KNOB,FAN SWITCH	BOUTON		
B30D-61-195	1				
61-197A		KNOB,AIR CON	BOUTON,CLIMATISEUR		
BL2A-61-197	1 (W/AIR CON.)				
61-200		SWITCH,FAN	INTERRUPTEUR CHAUFRE TTE		
LB83-61-200A	1				



NOTE
 (1) (2) = 61-B10
 THE DRAWING OF 61-B10
 FIGURE NUMBER IS (1) THROUGH (2)

PART NO	QTY	MODEL/RESTRICTION	MODEL/RESTRICTION	MODEL/RESTRICTION	FROM TO
61-B01 BL4C-61-B01	1	CASE 'A', BLOWER UNIT	BOITE 'A', GROUPE SOUF FLANT		
61-B02 BJ0E-61-B02	1	CASE 'B', BLOWER UNIT	BOITE 'B', GROUPE SOUF FLANT		
61-B04 GA5R-61-B04	1	LINING, BLOWER UNIT	GRANISSAGE, APPA. SOU FF.		
61-B05 GE4T-61-B05	1	DOOR, BLOWER UNIT	PORTE, APPREIL SOFFLA NTE		
61-B10 CB07-61-B10A	1	MOTOR, FAN-BLOWER UNI T	MOTEUR, VENT. - UNITE U ENT.		
61-B16 GE4V-61-B16	1	HARNES, BLOWER UNIT	HARNAIS, APPAR. DE SOU FLAT.		
61-B20 GE4V-61-B20	1	LINK, RECYCLE & FRESH	TETE COULISSANTE,		
61-B60 GE4V-61-B60	1	ACTUATOR, RECYCLE & F RESH	ACTUATOR, COMMANDE LO GIQUE		
61-140 BL4C-61-140	1	BLOWER UNIT	SOUFFLERIE		

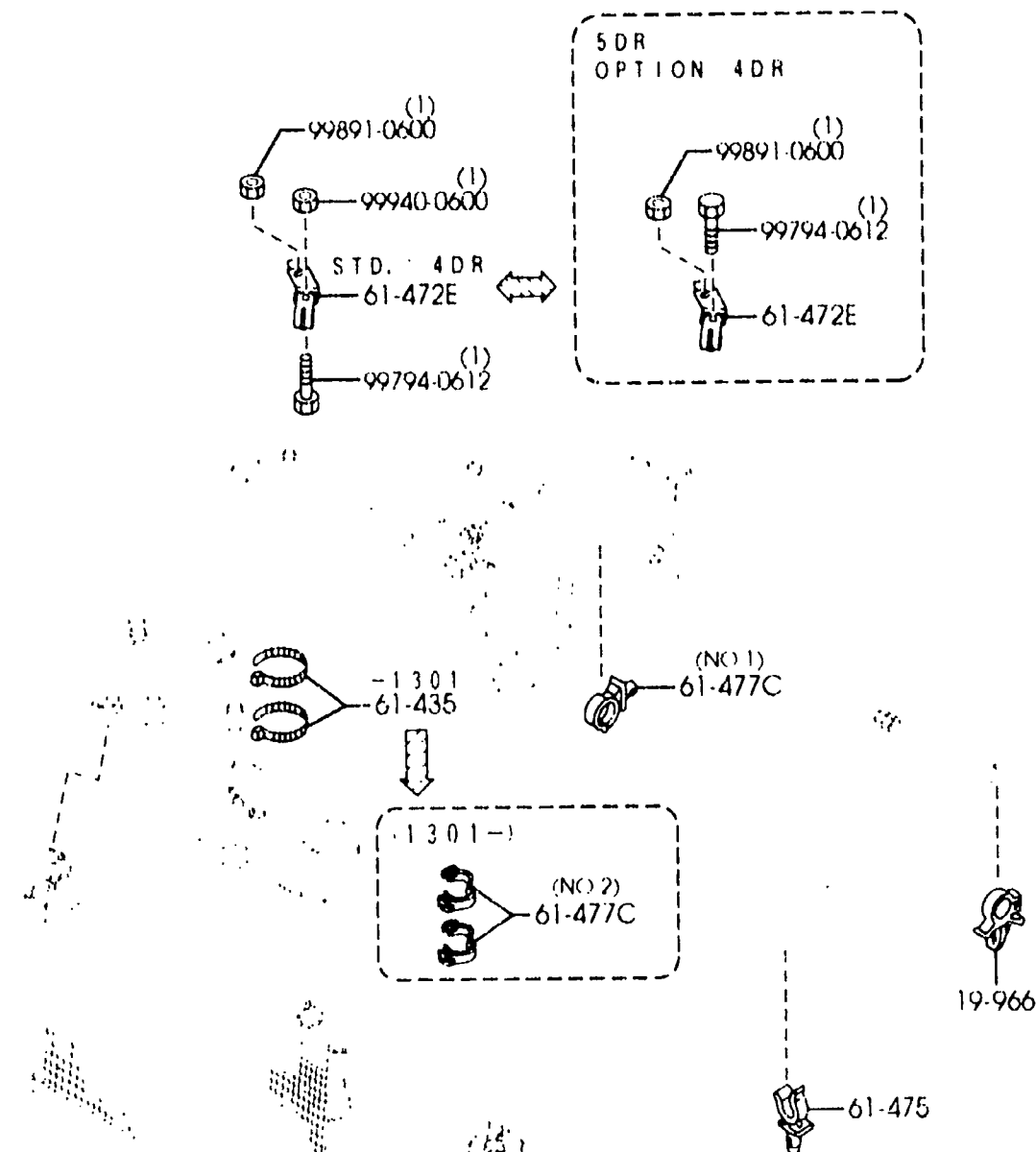
(PIPE & CONDENSER)



(2B58871)

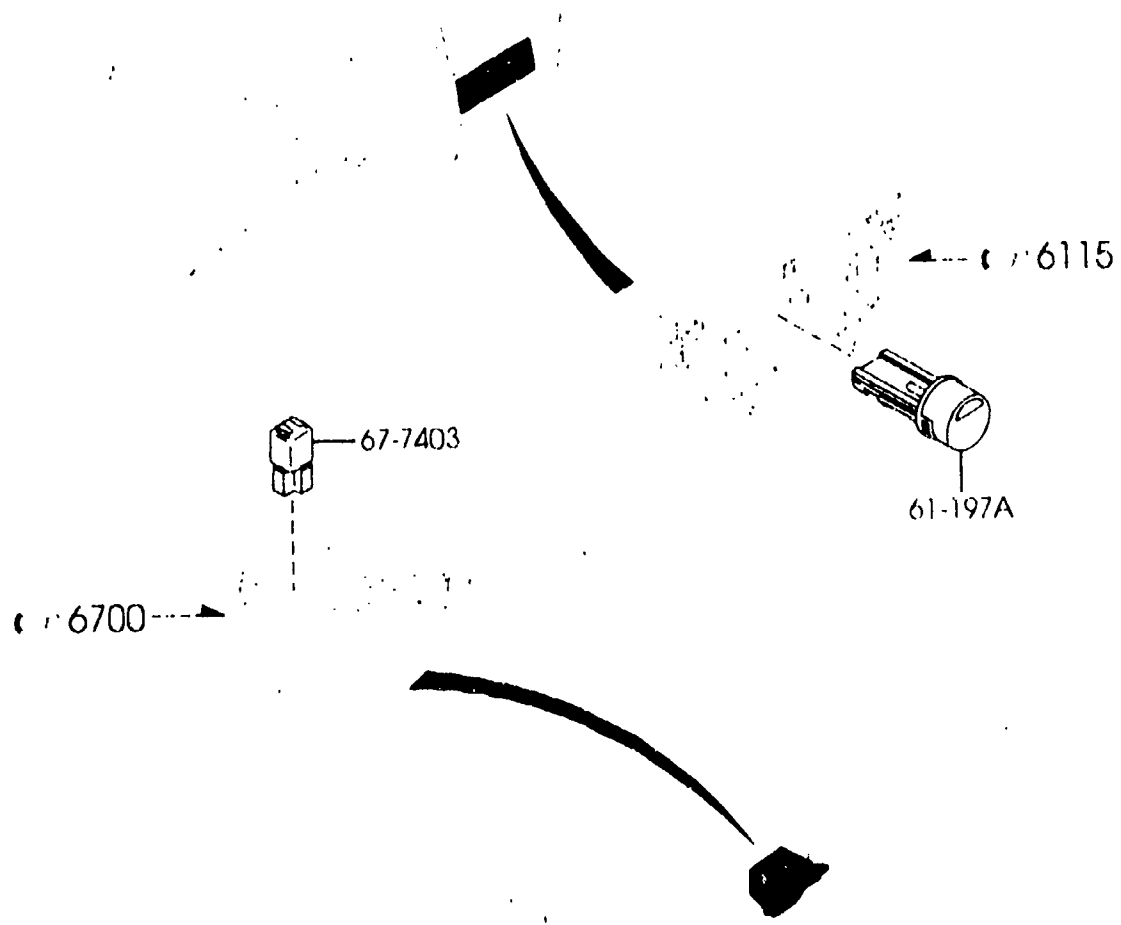
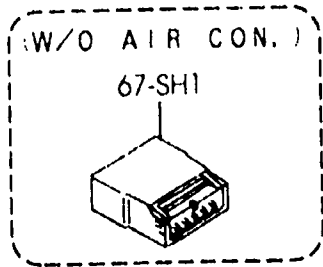
AUBA09

(BRACKET & CLIP)



(2B58872)

AUBA09

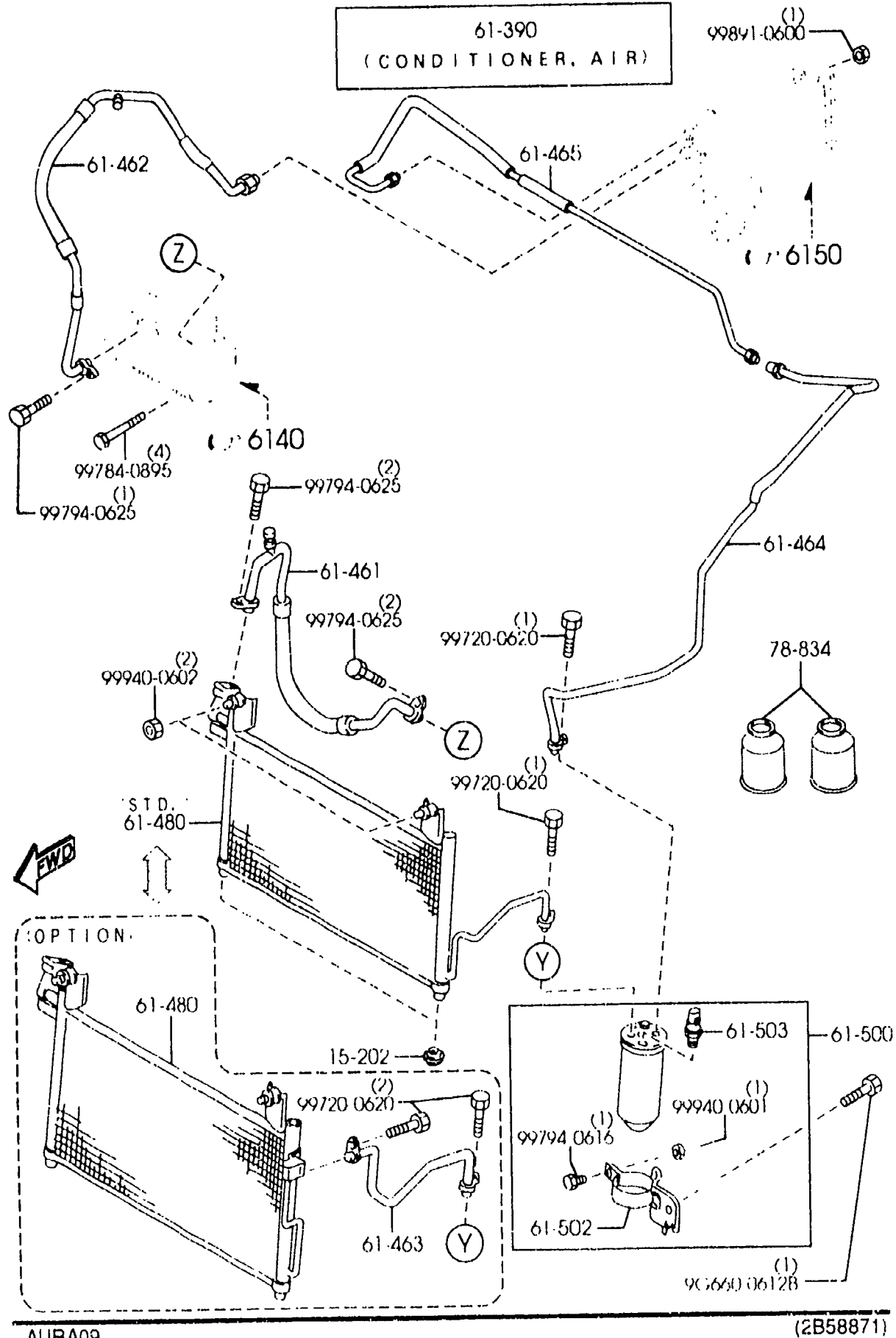


6130A AIR CONDITIONER

(1/3)

6130A -1 AIR CONDITIONER

(PIPE & CONDENSER)



PART NO.	QTY	MODEL/RESTRICTION	MODEL/RESTRICTION	MODEL/RESTRICTION	FROM-TO
15-202		RUBBER, MOUNT	CAOUTCHOUC, TASSEAU		
K802-15-202	2				
19-966		CLAMP, HOSE	COLLIER DE SERRAGE		
EA01-19-985	1				
61-197A		KNOB, AIR CON.	BOUTON, CLIMATISEUR		
BL2A-61-197	1 (OPTION)				
61-390		CONDITIONER, AIR	CONDITIONNEMENT AIR		
BL8E-61-410A AN(BL8E-61-410D)	1 (OPTION) (1600)		(1600)		-1301
BL8N-61-410B AN(BL8N-61-410E)	1 (OPTION) (2000)		(2000)		-1301
BL8E-61-410D	1 (OPTION) (1600)		(1600)		1301-
BL8N-61-410E	1 (OPTION) (2000)		(2000)		1301-
61-435		BAND	COLLIER DE SERRAGE		
B25D-61-435	2				-1301
61-461		HOSE, FLEXIBLE-HIGH	TUYAU FLEXIBLE SUP.		
BJ0M-61-461A	1 (1600)		(1600)		
BJ1P-61-461A	1 (2000)		(2000)		
61-462		HOSE, FLEXIBLE-LOW	TUYAU FLEXIBLE INF.		
BJ0M-61-462A AN(BJ0M-61-462D)	1 (1600)		(1600)		-1301
BJ1P-61-462B AN(BJ1P-61-462E)	1 (2000)		(2000)		-1301
BJ0M-61-462D	1 (1600)		(1600)		1301-
BJ1P-61-462E	1 (2000)		(2000)		1301-
61-463		PIPE NO.1, COOLER	CONDUIT NO 1		
B25F-61-464	1 (OPTION)				
61-464		PIPE NO.2, COOLER	CONDUIT NO 2		
BJ3D-61-465E	1				-1301
BJ3D-61-465F	1				1301-
1301 BJ22* -440775					

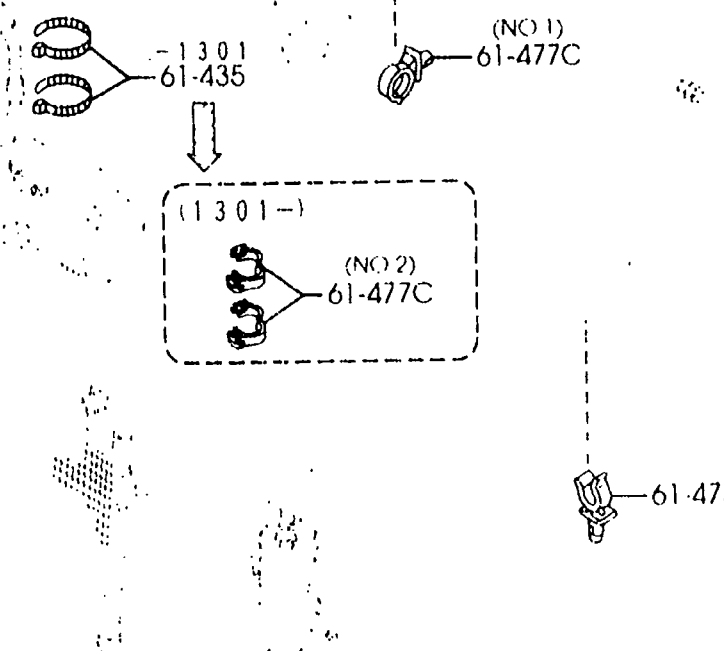
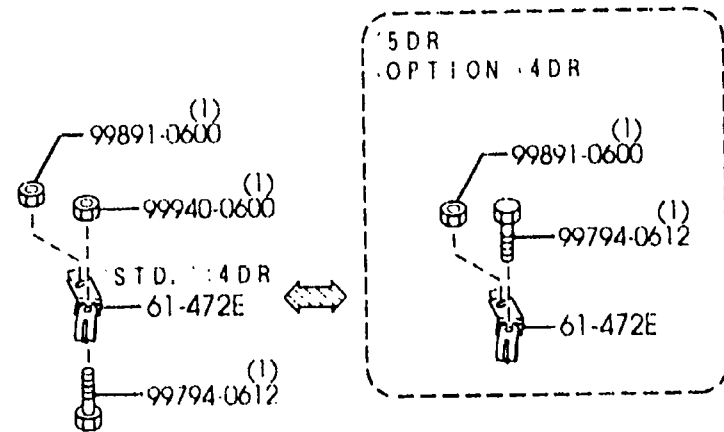
AUBA09

(2B58871)

CAT. AUBA09-02

2001-07

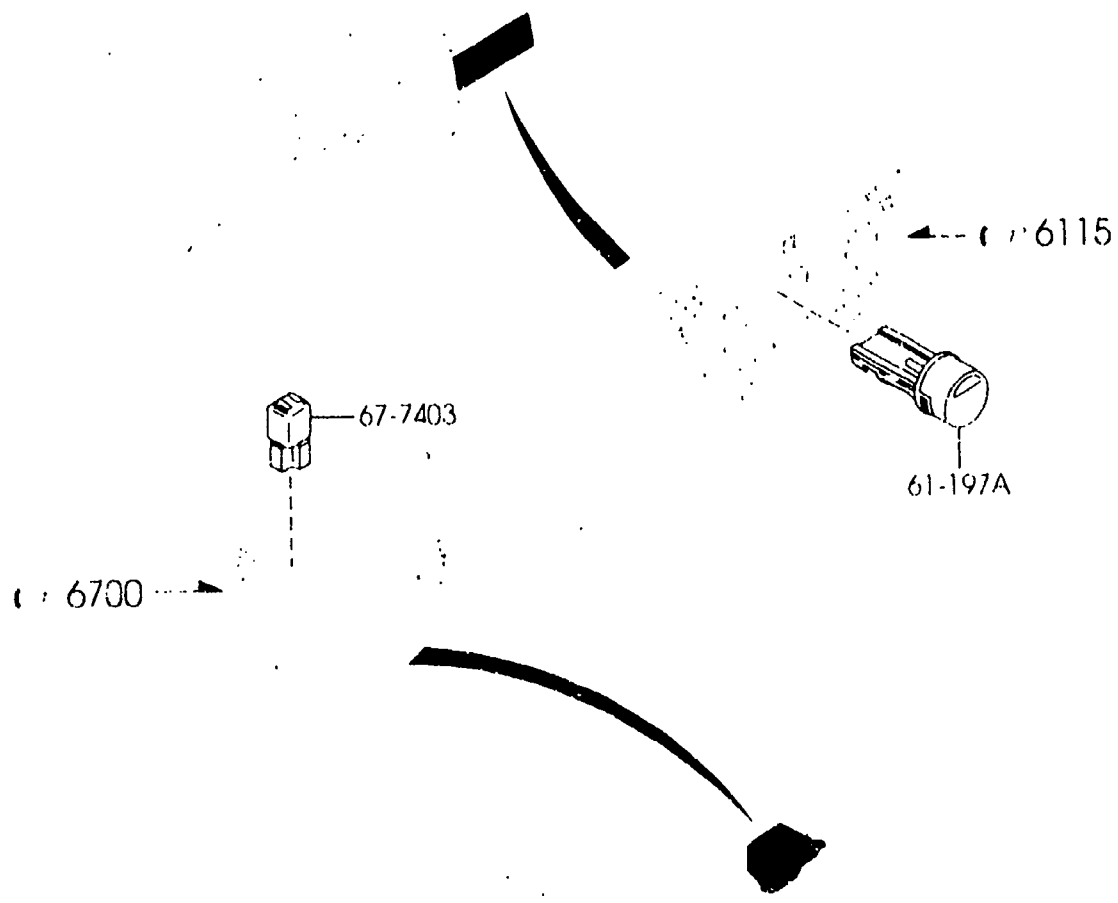
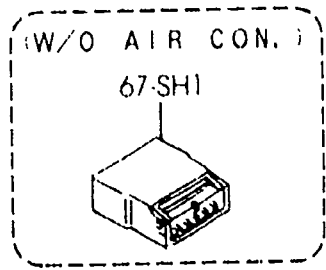
(BRACKET & CLIP)



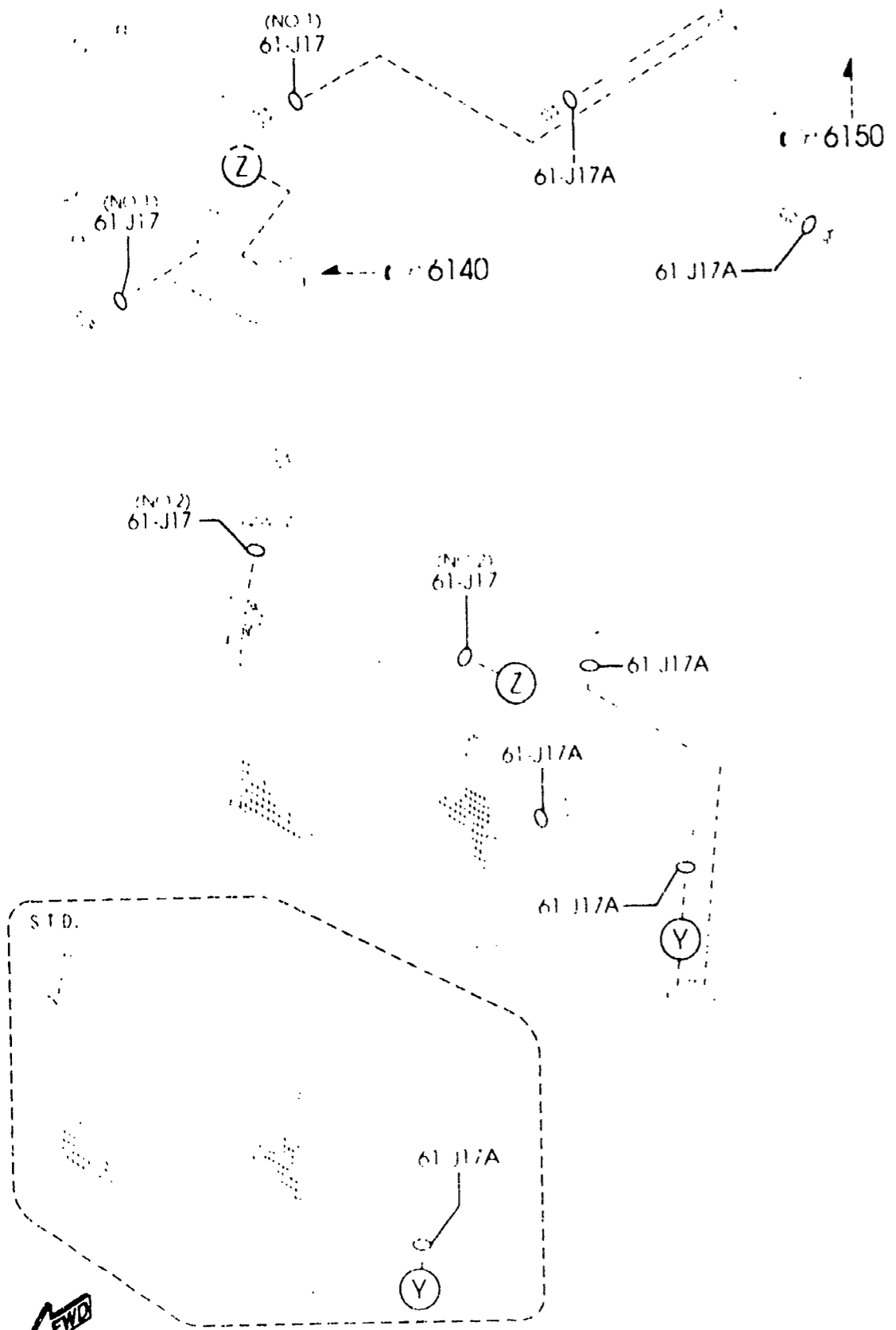
PART NO.	QTY	MODEL/RESTRICTION	MODEL/RESTRICTION	MODEL/RESTRICTION	FROM-TO
61-465		PIPE NO.3,COOLER	CONDUIT NO 3		
BL4C-61-466A	1				
61-472E		BRACKET,CLAMP	SUPPORT		
BJ3A-61-47Y	1 (5DR)		(5PRTS)		
BJ3A-61-47Y	1 (OPTION) (4DR)		(4PRTS)		
BJ0M-61-472A	1 (STD.) (4DR)		(4PRTS)		
61-475		CLIP,PIPE	ATTACHE, CONDUIT		
BC6C-61-475A	1				
61-477C		CLIP	ATTACHE		
BJ0M-61-477	1 (ILLUST. NO.1)				1301-
B30D-61-477	2 (ILLUST. NO.2)				
61-480		CONDENSER	CONDENSATEUR		
B25F-61-480	1 (OPTION)				
B25H-61-480A	1 (STD.) (5DR)		(5PRTS)		
B25P-61-480	1 (STD.) (4DR)		(4PRTS)		-1301
B25P-61-480A	1 (STD.) (4DR)		(4PRTS)		1301-
61-500		TANK,LIQUID	RESERVOIR		
BJ0M-61-500	1				
61-502		BRACKET,TANK	ATTACHE, RESERVOIR		
B25F-61-502A	1				
61-503		SW.,PRESSURE-LIQUID TANK	INTERRUPT.,PRESS.-RE S.LIQ		
HG54-61-503	1				
67-SH1		CORD,SHORT	CABLE,COURT		
GA5R-67-SH1	1 (W/O AIR CON.)				
67-7403		RELAY,N.O.	RELAIS,N.O.		
CA01-67-730A	1 (OPTION)				

1301 BJ22* -440775





PART NO	QTY	MODEL/RESTRICTION	MODEL/RESTRICTION	MODEL/RESTRICTION	FROM 10
78-834		REFRIGERANT DRUM	REFRIGERANT TAMBOUR		
C003-61-R13	1	250G	250G		
C004-61-R13	2	200G	200G		



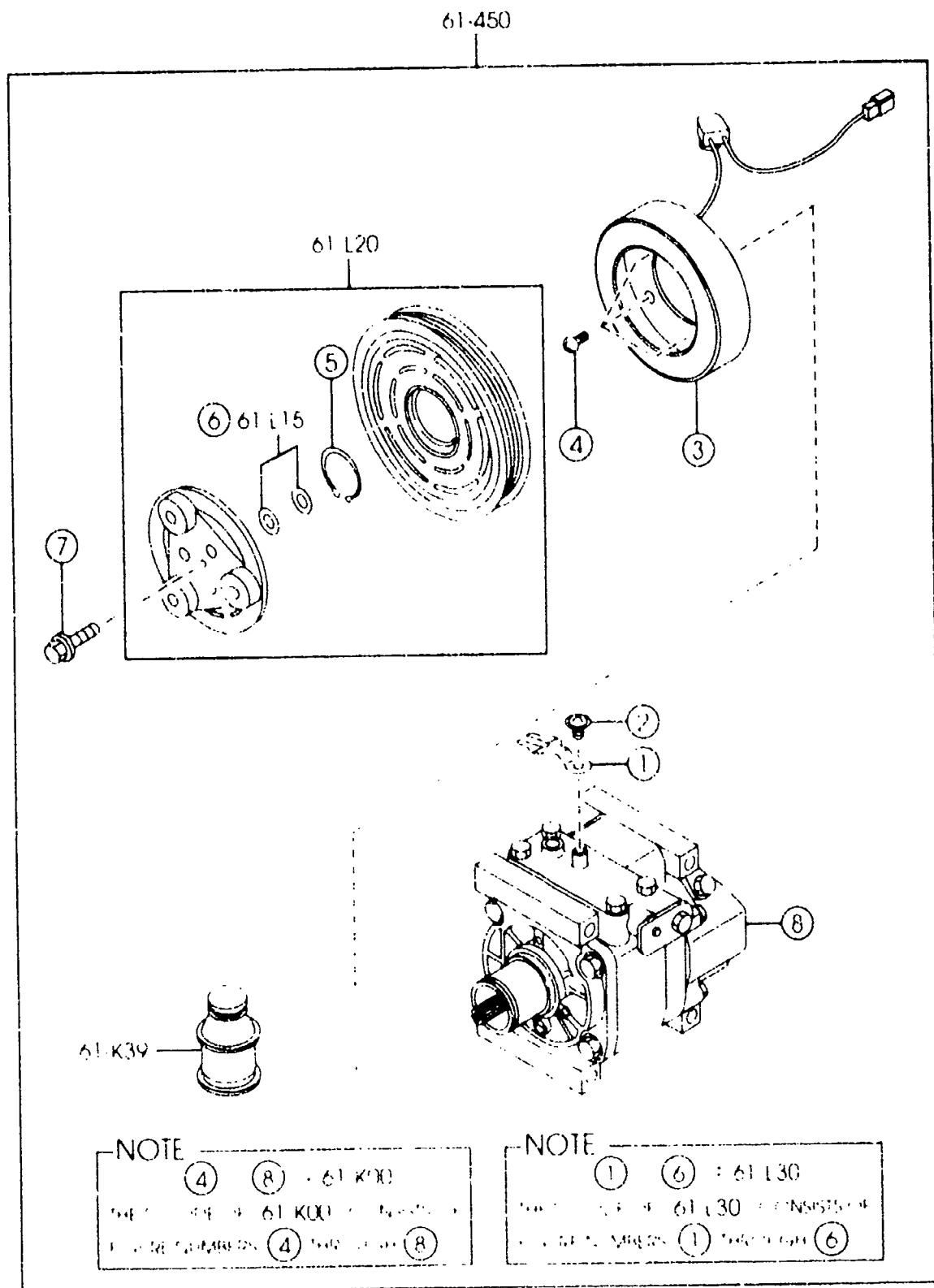
PART NO	QTY	MODEL/RESTRICTION	MODEL/RESTRICTION	MODEL/RESTRICTION	FROM-TO
61-J17		RING, 'O'-COOLING UNI	TOINT TORIQUE-UNITE		
C004-61-J17	2	(ILLUST. NO.1)	REFRO		
C005-61-J17	2	(ILLUST. NO.2)			
61-J17A		RING, 'O'-COOLER PIPE	ANNEAU, "O"-TUYAU REF		
C003-61-J17	4	(STD.)	RAICH		
C003-61-J17	5	(OPTION)			

AUBA09

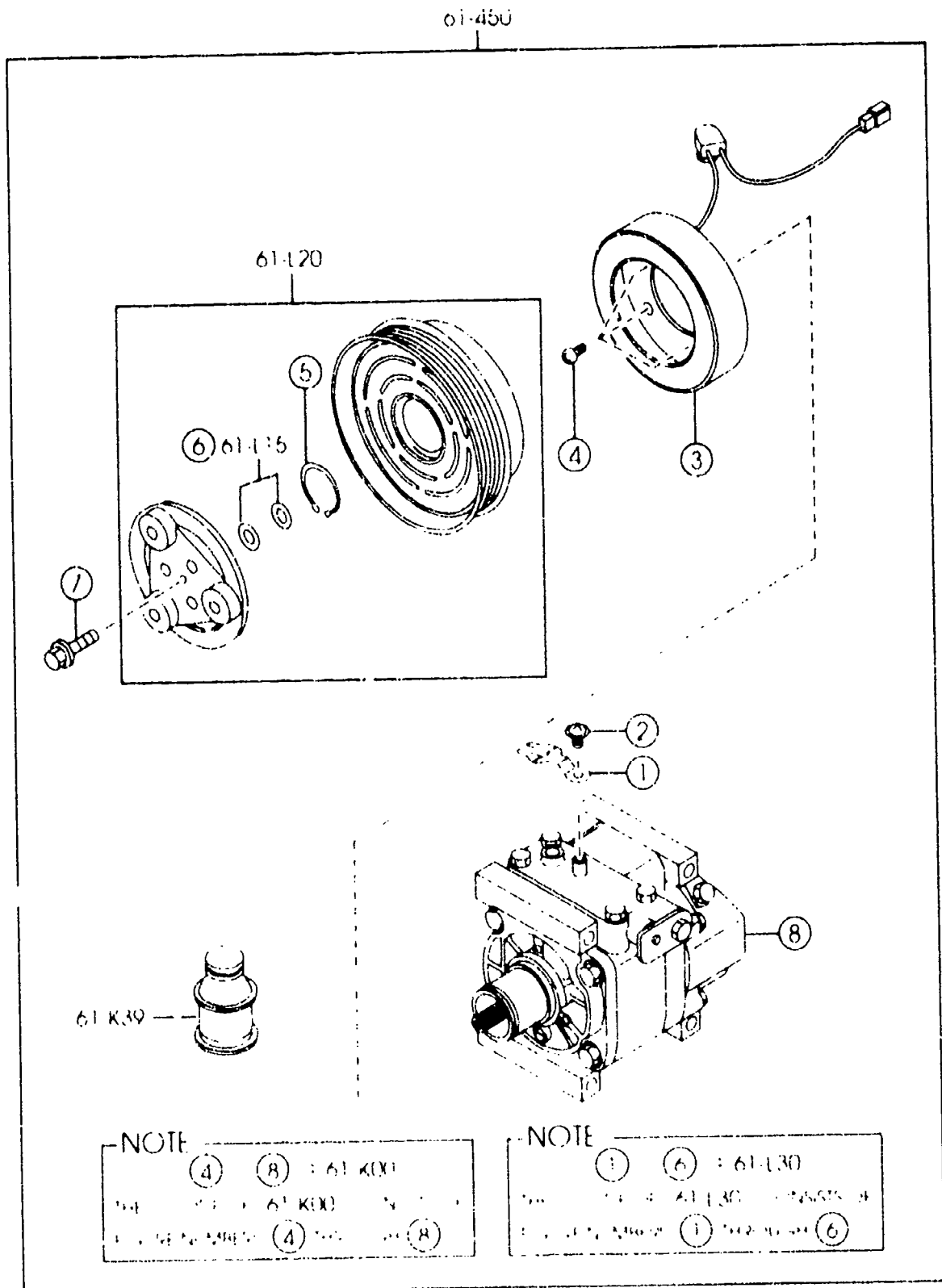
(2B47720)

CAT. AUBA09-02

2001-07

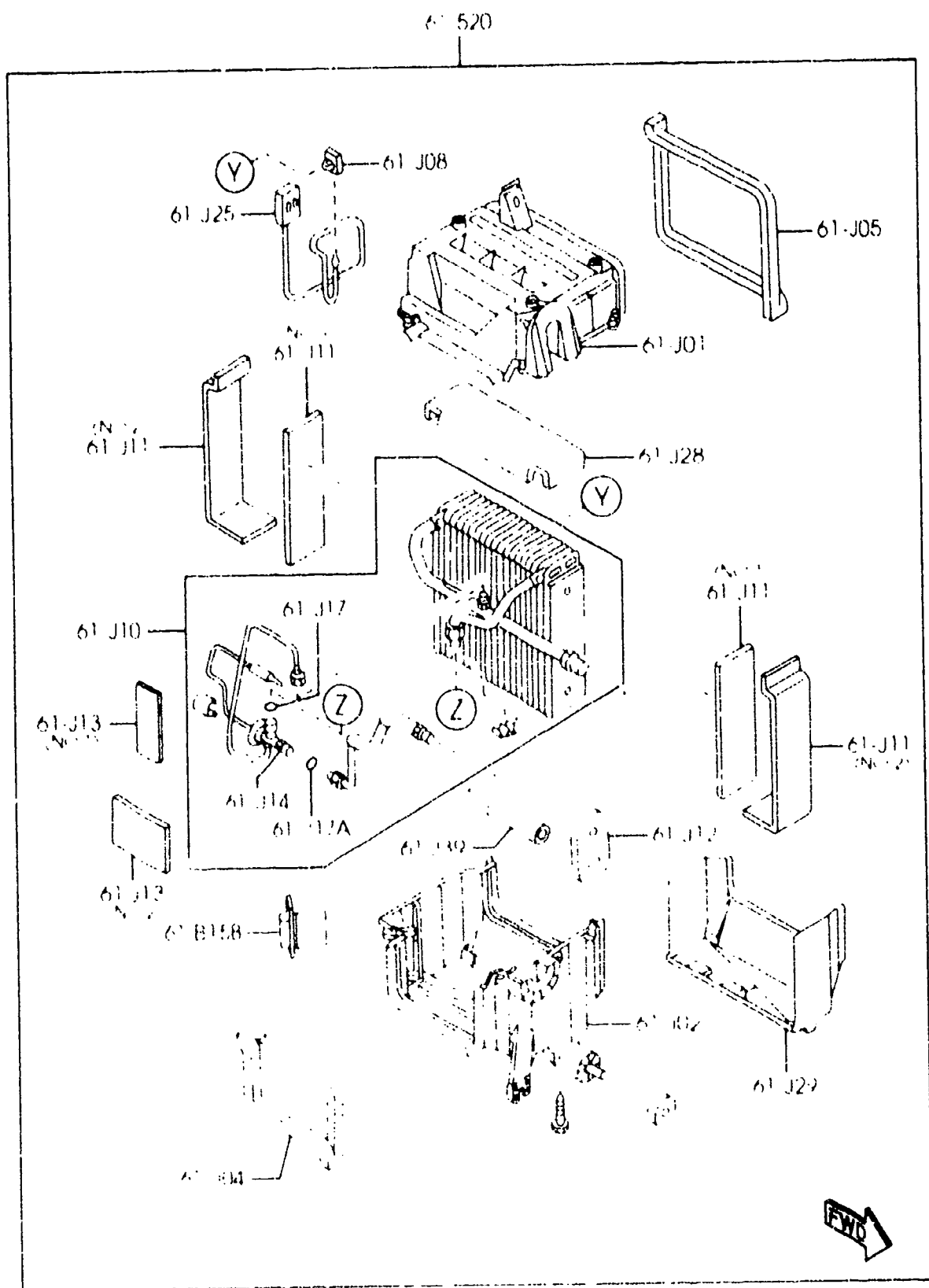


PART NO	QTY	MODEL/RESTRICTION	MODEL/RESTRICTION	MODEL/RESTRICTION	FROM-TO
61-K00 B25F-61-K00A	1	COMPRESSOR, AIR CON.	COMPRESSEUR, COND. AIR		
61-K39 A055-61-K39	1	OIL, COMPRESSOR	HUILE, COMPRESSEUR		
		60CC	60CC		
C003-61-K39	1	40CC	40CC		
61-L15 B25F-61-L1Y	1	SHIM, MAGNET CLUTCH	CALE, EMBRAYDGE MAGNETIQUE		
61-L20 B22B-61-L20	1	ARMATURE & PULLEY KIT	BAGUE, RESSORT-EMBRY MAGN		
61-L30 B26K-61-L30	1	COIL KIT, FIELD	KIT BOBINES CHAMPS		
61-450 B25F-61-450B	1	COMPRESSOR	COMPRESSEUR		

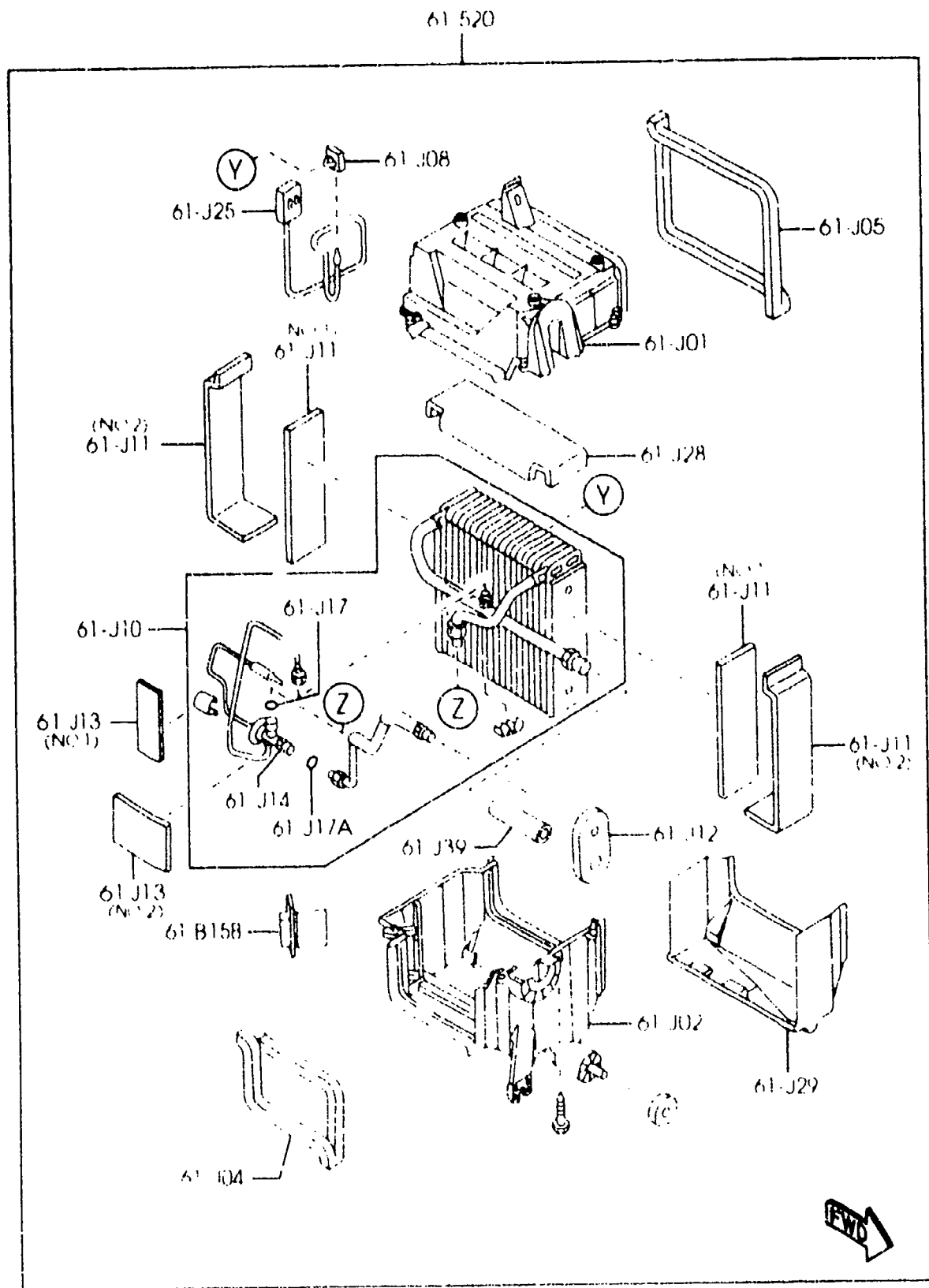


PART NO	QTY	MODEL/RESTRICTION	MODEL/RESTRICTION	MODEL/RESTRICTION	FROM-10
61-K00 C100-61-K00	1	COMPRESSOR, AIR CON.	COMPRESSEUR, COND. AIR		
61-K39 A055-61-K39	1	OIL, COMPRESSOR 60CC	HUILE, COMPRESSEUR 60CC		
61-K39 C003-61-K39	1	40CC	40CC		
61-L15 B25F-61-L15	1	SHIM, MAGNET CLUTCH	CALE, EMBRAYDGE MAGNETIQUE		
61-L20 GE9E-61-L20	1	ARMATURE & PULLEY KIT	BAGUE, RESSORT-EMBRY .MAGN		
61-L30 D202-61-L30	1	COIL KIT, FIELD	KIT BOBINES CHAMPS		
61-450 B26X-61-450D	1	COMPRESSOR	COMPRESSEUR		

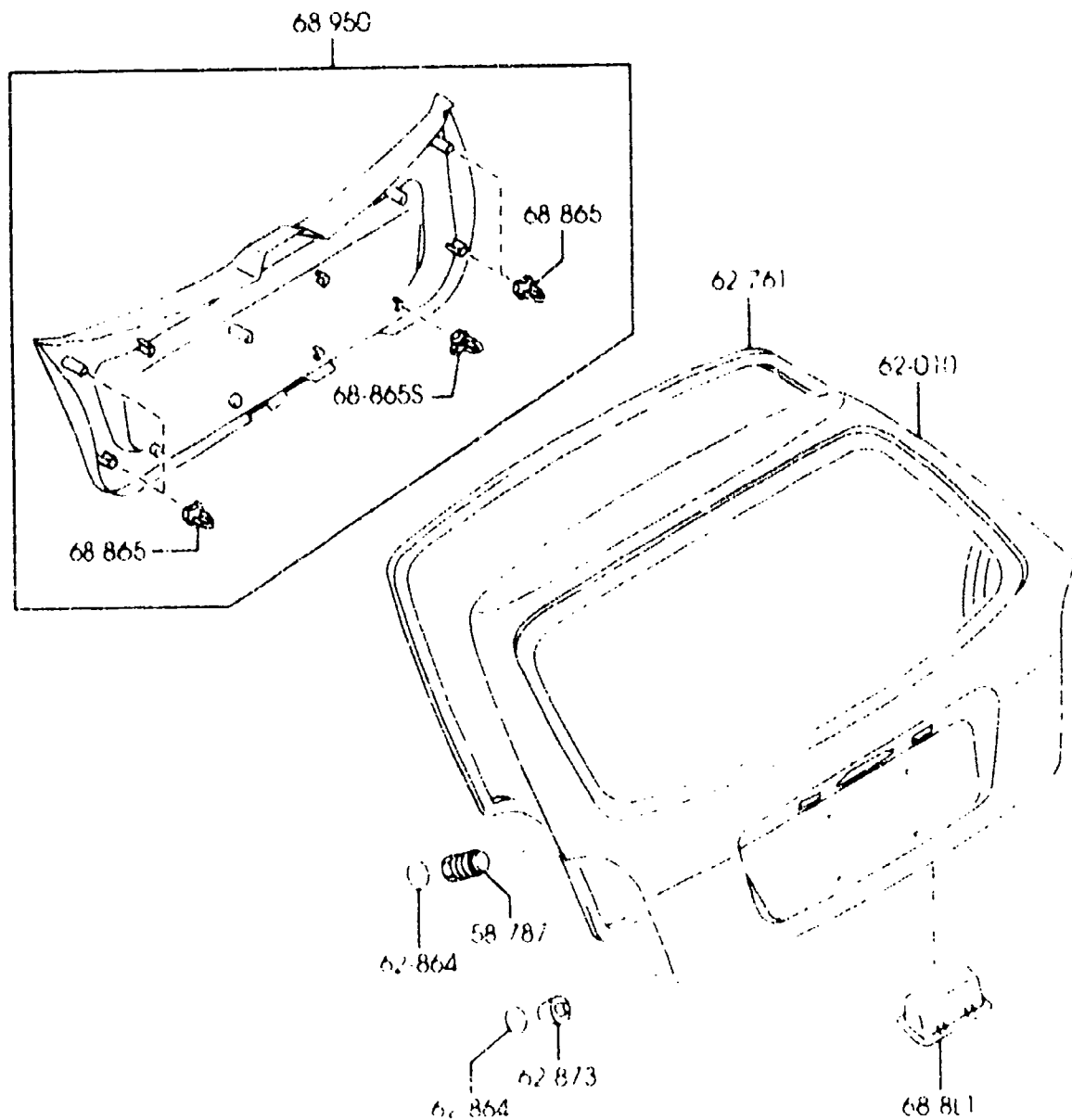




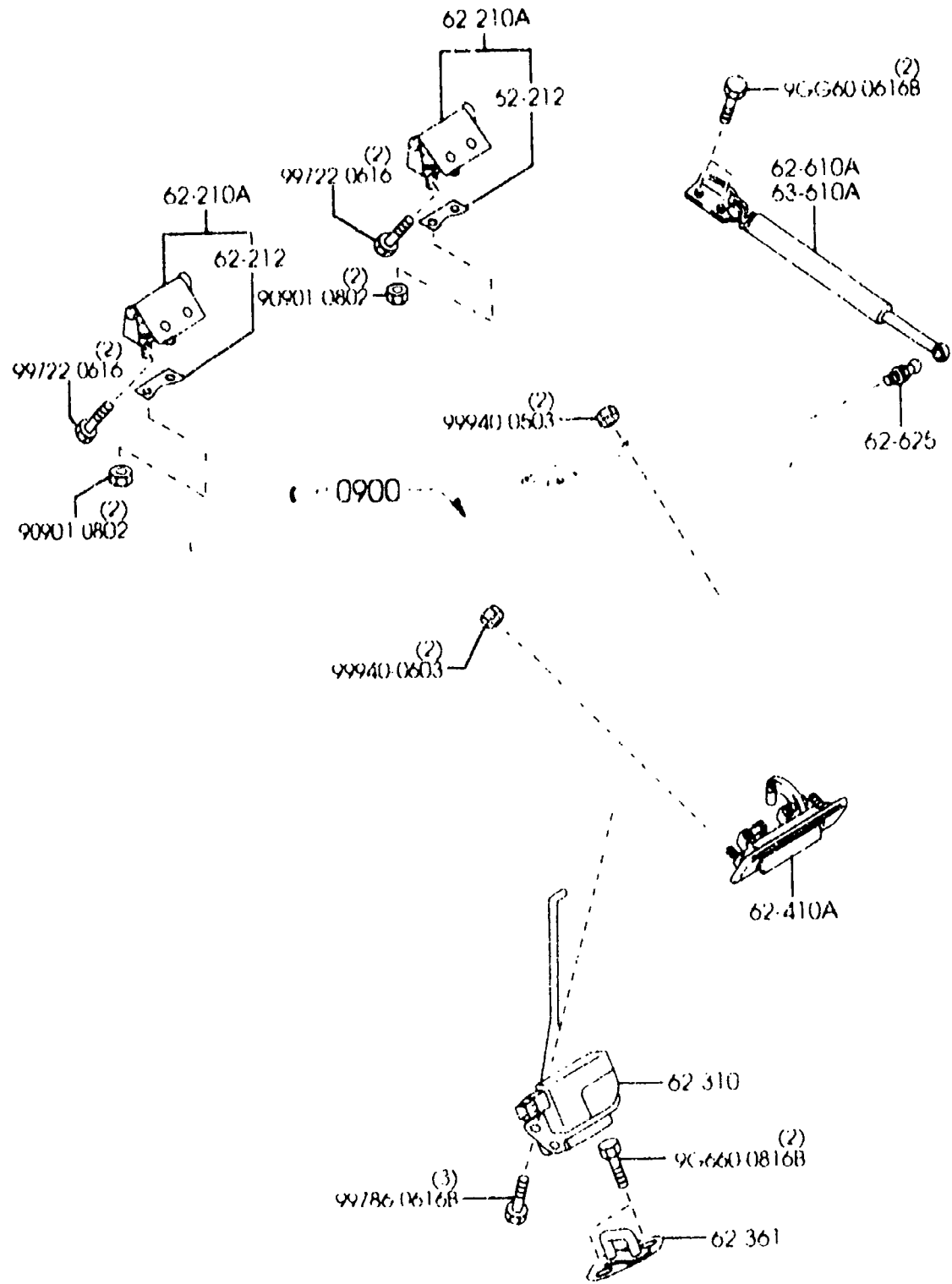
PART NO	QTY	MODEL/RESTRICTION	MODEL/RESTRICTION	MODEL/RESTRICTION	FROM TO
61-B15B GE6R-61-B15B	1	RESISTER, COOLING UNIT	RESISTANCE, UNITE UEN T.		
61-J01 GE4T-61-J01	1	CASE 'A', COOLING UNIT	BOITE 'A', BLOC REFOI DISS.		
61-J02 GE4T-61-J02	1	CASE 'B', COOLING UNIT	BOITE 'B', BLOC REFOI DISS.		
61-J04 GA5R-61-J04	1	SEAL, COOLING UNIT	JOINT, UNITE REFRIGER ATION		
61-J05 GE4T-61-J05	1	SEAL, COOLING UNIT	JOINT, UNITE REFRIGER ATION		
61-J08 T001-61-J08	1	CLIP, COOLING UNIT	ETRIER, UNITE REFRIGE RAT		
61-J10 BJ0M-61-J10	1	EVAPORATOR	EVAFORATEUR		
61-J11 GE4T-61-J11	2 (ILLUST. NO. 1)	SEAL, COOLING UNIT	JOINT, UNITE REFRIGER ATION		
61-J11 GE4V-61-J11	2 (ILLUST. NO. 2)	SEAL, COOLING UNIT	JOINT, UNITE REFRIGER ATION		
61-J12 GE4T-61-J12	1	SEAL, COOLING UNIT	JOINT, UNITE REFRIGER ATION		
61-J13 D061-61-J13	1 (ILLUST. NO. 1)	INSULATOR, COOLING UN IT	ISOLANT, UNITE REFRID ISS.		
61-J13 H384-61-J13	2 (ILLUST. NO. 2)	INSULATOR, COOLING UN IT	ISOLANT, UNITE REFRID ISS.		
61-J14 GE7T-61-J14	1	VALVE, EXPANSION	ROBINET DETENDEUR		
61-J17 C005-61-J17	1	RING, 'O'-COOLING UNI T	TOINT TORIQUE-UNITE REFR O		
61-J17A C003-61-J17	1	RING, 'O'-COOLER PIPE	ANNEAU, 'O''-TUYAU REF RAICH		



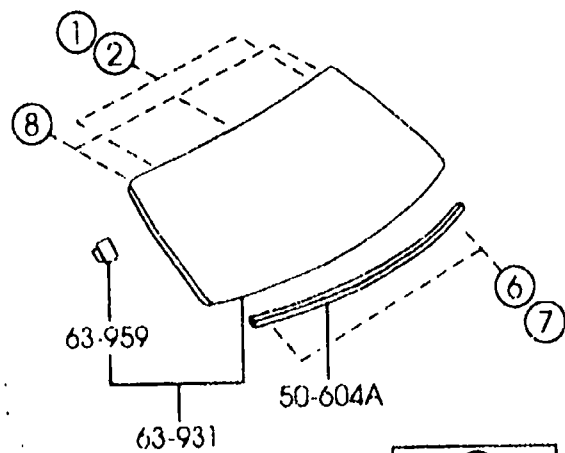
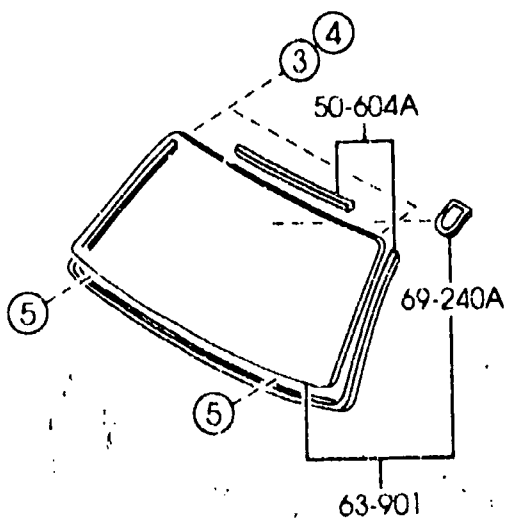
PART NO	QTY	MODEL/RESTRICTION	MODEL/RESTRICTION	MODEL/RESTRICTION	FROM TO
61-J25		AMPLIFIER,THERMO	AMPLIFICAT,-UNITE.T. REFRD		
GE4T-61-J25	1				
61-J28		INSULATOR,CLG UNIT	ISOLANT,UNITE REFRID ISS.		
GE4T-61-J28	1				
61-J29		INSULATOR,CLG UNIT	ISOLANT,UNITE REFRID ISS.		
GE4T-61-J29	1				
61-J39		INSULATOR,CLG UNIT	ISOLANT,UNITE REFRID ISS.		
BJ3D-61-J39	1				
61-520		UNIT,COOLING	CLIMATISEUR		
BJ0M-61-520	1				



PART NO	QTY	MODEL/RESTRICTION	MODEL/RESTRICTION	MODEL/RESTRICTION	FROM TO
58-787		RUBBER,CUSHION	SILENT BLOC		
P100-58-873B	2				
62-010		BODY,LIFT GATE	PORTE ARR.		
BJ3E-62-020F	1				
62-761		WEATHERSTRIP,LIFT GA TE	PROFILE D'ETANCH. TE		
B25R-62-761D	1				
62-864		TAPE,PROTECTOR-STOPP ER	BANDE,PROTECT.-PASTI LLE		
C001-56-864A	4				
62-873		RUBBER,STOP	ARRET,C.T.C.		
C100-62-877	2				
68-861		RECESS,LIFT GAE TRIM	CAVITE,GARN. PORTE L EVEE		
B25H-68-966	1				
65	INT-	BN4 OFF-BLACK	BN4 NOIR CLAIR		
68-865		FASTENER	AGRAFE		
S09B-68-865	4				
68-865S		CLIP,TRIM	ATTACHE		
GJ12-68-865	8				
68-950		TRIM,LIFTGATE-LOWER	ASSIETTE,PORTE LEVEE -INF.		
B25H-68-960A	1				
65	INT	BN4 OFF-BLACK	BN4 NOIR CLAIR		-1601
WB25H-68-960B	1				
* 65	INT-	BN4 OFF-BLACK	BN4 NOIR CLAIR		1601-
1601 BJ22* -480682					



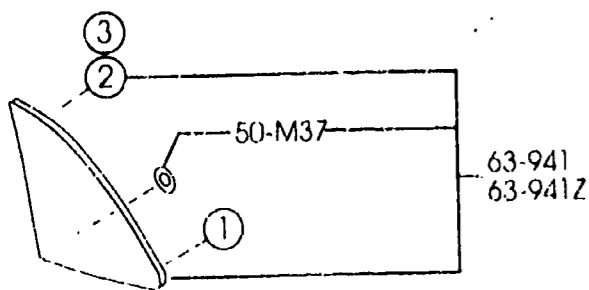
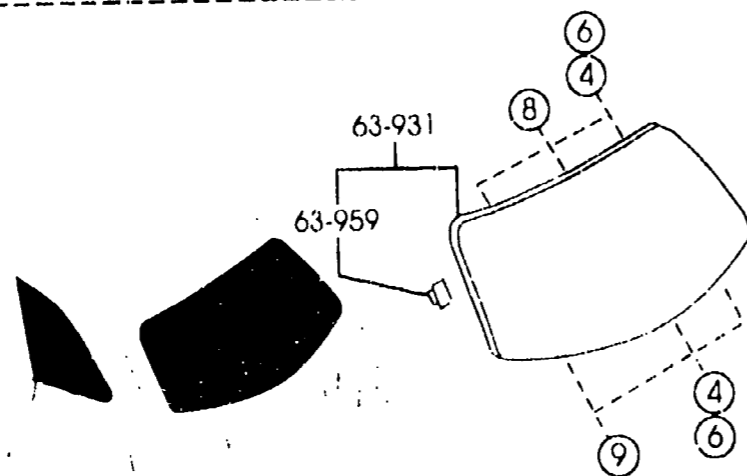
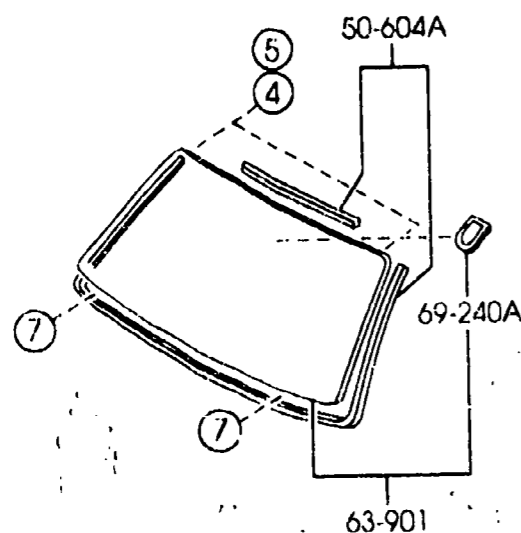
PART NO	QTY	MODEL/RESTRICTION	MODEL/RESTRICTION	MODEL/RESTRICTION	FROM-TO
62-210A		HINGE, LIFT GATE	CHARNIERE, HAYON AR		
D201-62-210A	2				
62-212		GASKET, HINGE-LIFT GATE	JOINT		
B001-62-212	2				
62-310		LOCK, LIFT GATE	SERRURE, PORTE DE HAYON		
B25W-62-310C	1				
62-361		STRIKER, LOCK	GACHE DE VERROU		
B25R-62-361	1				
62-410A		HANDLE, OUTER	POIGNEE		
B25R-62-410A	1				
62-610A		STAY(R), DAMPER	ETAI(D), AMORTISSEUR		
B25R-62-620B	1				
62-625		BOLT, STUD	BOULON		
S084-62-625A	2				
63-610A		STAY(L), DAMPER	ETAI(G), AMORTISSEUR		
B25R-63-620B	1				



①	②	③	④	⑤	⑥	⑦
(NO 1) 50-855B	(NO 2) 50-855B	(NO 3) 50-855B	50-884	(NO 1) 50-891A	(NO 2) 50-891A	50-893

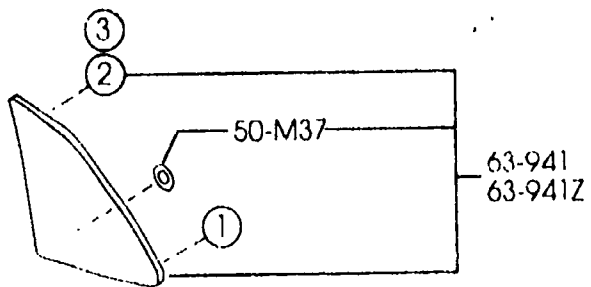
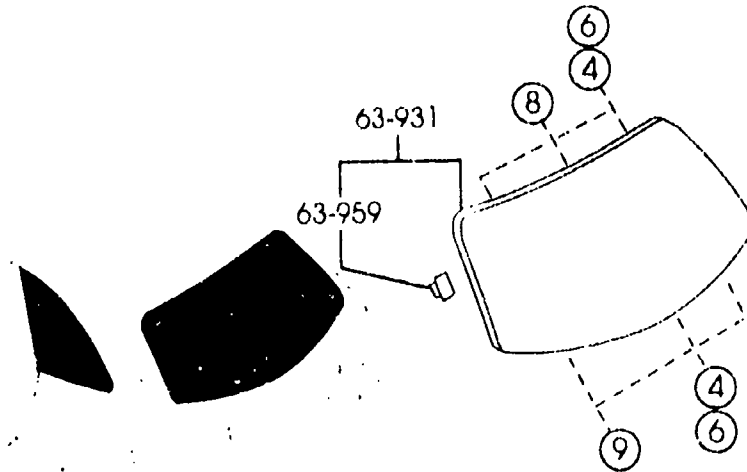
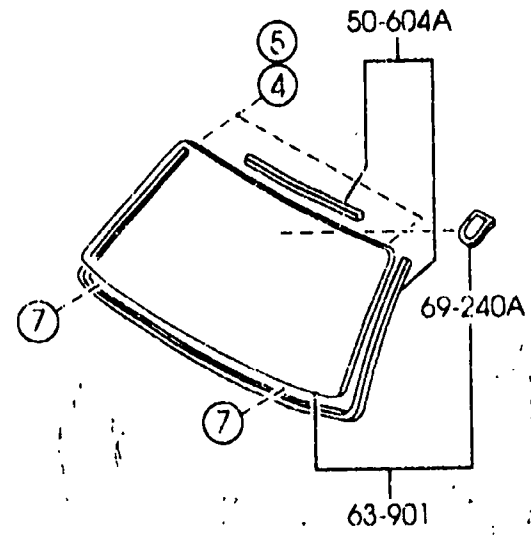
⑧
63 909

PART NO.	QTY	MODIFI./RESTRICTION	MODIFI./RESTRICTION	MODIFI./RESTRICTION	FROM-TO
50-604A GA7B-50-899	2	DAM, WEATHERSTRIP L=3960MM	JOINT D'ENCADREMENT L=3960MM		
50-855B B25D-50-896	2 (ILLUST. NO. 1)	FASTENER	AGRAFE		
D203-50-896A	2 (ILLUST. NO. 2)				
S09A-50-896A	2 (ILLUST. NO. 3)				
50-884 GE4T-50-898A	2	TAPE	RUBAN		
50-891A B16A-50-891	2 (ILLUST. NO. 1)	SPACER, WINDOW BLACK	ENTRETOISE, FENETRE BLACK		
B467-50-891A	2 (ILLUST. NO. 2)				
E040-50-891	2 (ILLUST. NO. 1)	WHITE	WHITE		
50-893 D061-50-893	2	MARKER	MARQUER		
63-901 BJDG-63-900B	1	GLASS, WINDSHIELD	PAREBRISE		
63-909 C001-50-897	3	SPACER	RONDELLE		
63-931 B25D-63-930A	1	GLASS, BACK WINDOW	GLACE DE LUNETTE AR.		
63-959 FB01-63-959	2	TERMINAL, BACK WIND. GLASS	TERMINAL, PANNEAU AR.		
69-240A BC1C-69-240	1	BASE, INTERIOR MIRROR	SOCLE MIRROIR		



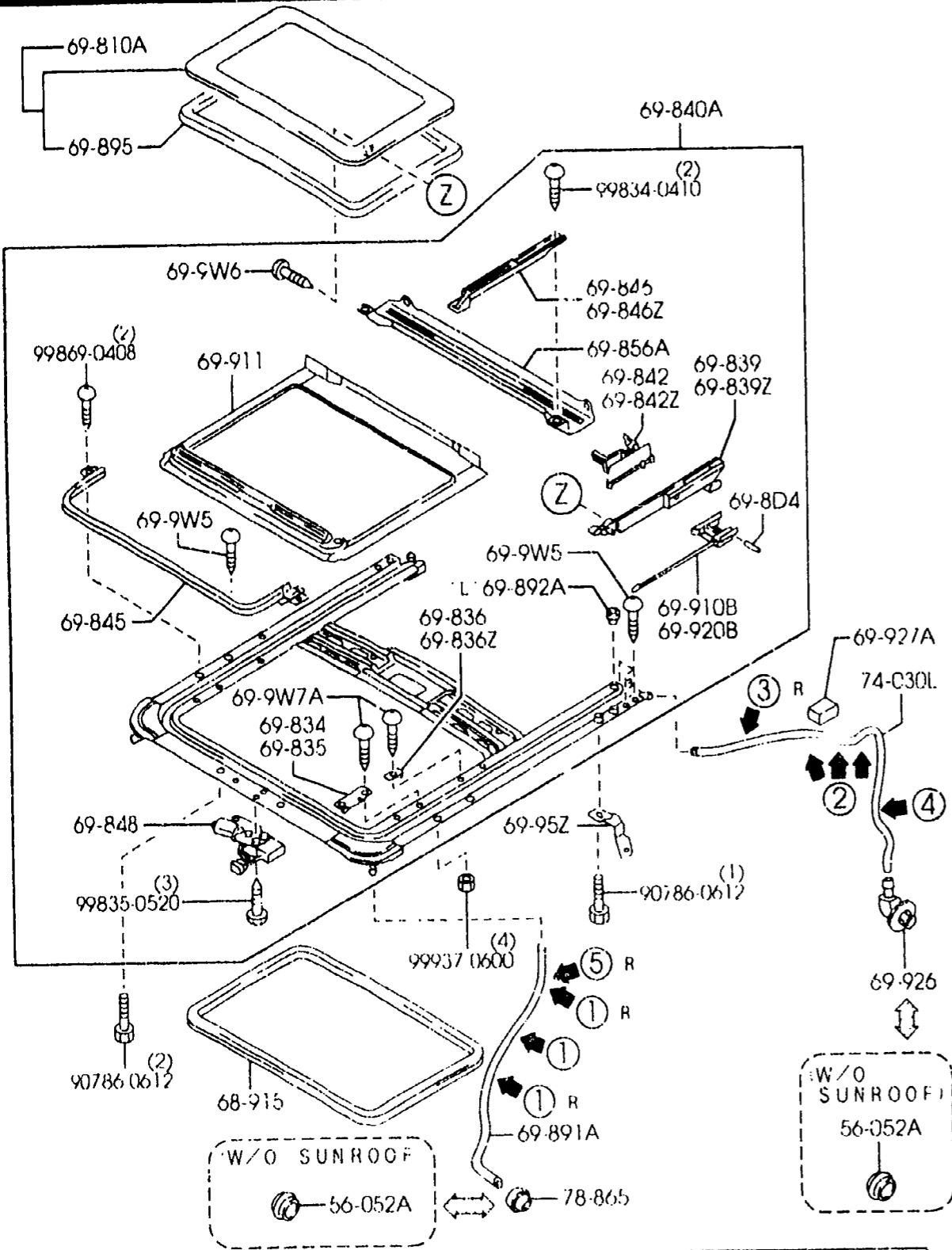
			⑨	⑧	⑦
			68-089	63-909	50-891A
①	②	③	④	⑤	⑥
50-242A	(NO 1) 50-855B	(NO 2) 50-855B	(NO 3) 50-855B	(NO 1) 50-884	(NO 2) 50-884

PART NO.	QTY	MODEL/RESTRICTION	MODEL/RESTRICTION	MODEL/RESTRICTION	FROM-TO
50-M37 B25R-50-M37	2	GASKET, GARNISH	JOINT, GARNITURE		
50-242A B130-51-919	2	FASTENER	AGRAFE		
50-604A GA78-50-899	1	DAM, WEATHERSTRIP L=3960MM	JOINT D'ENCADREMENT L=3960MM		
50-855B D203-50-896A	2 (ILLUST. NO. 1)	FASTENER	AGRAFE		
G14T-50-896A	2 (ILLUST. NO. 2)				
S09A-50-896A	5 (ILLUST. NO. 3)				
50-884 GE4T-50-898A	2 (ILLUST. NO. 1)	TAPE	RUBAN		
S09A-50-898A	3 (ILLUST. NO. 2)				
50-891A B16A-50-891	2	SPACER, WINDOW BLACK	ENTRETOISE, FENETRE BLACK		
E040-50-891	2	WHITE	WHITE		
63-901 BJOG-63-900B	1	GLASS, WINDSHIELD	PAREBRISE		
63-909 C001-50-897	1	SPACER	RONDELLE		
63-931 B25R-63-930B	1	GLASS, BACK WINDOW	GLACE DE LUNETTE AR.		
63-941 B25R-50-G10D	1	GLASS(R), SIDE WINDOW GREEN	GLACE DE COTE (D) GREEN		
63-941Z B25R-50-G20D	1	GLASS(L), SIDE-WINDOW GREEN	GLACE LATERALE(G), FE NETRE GREEN		



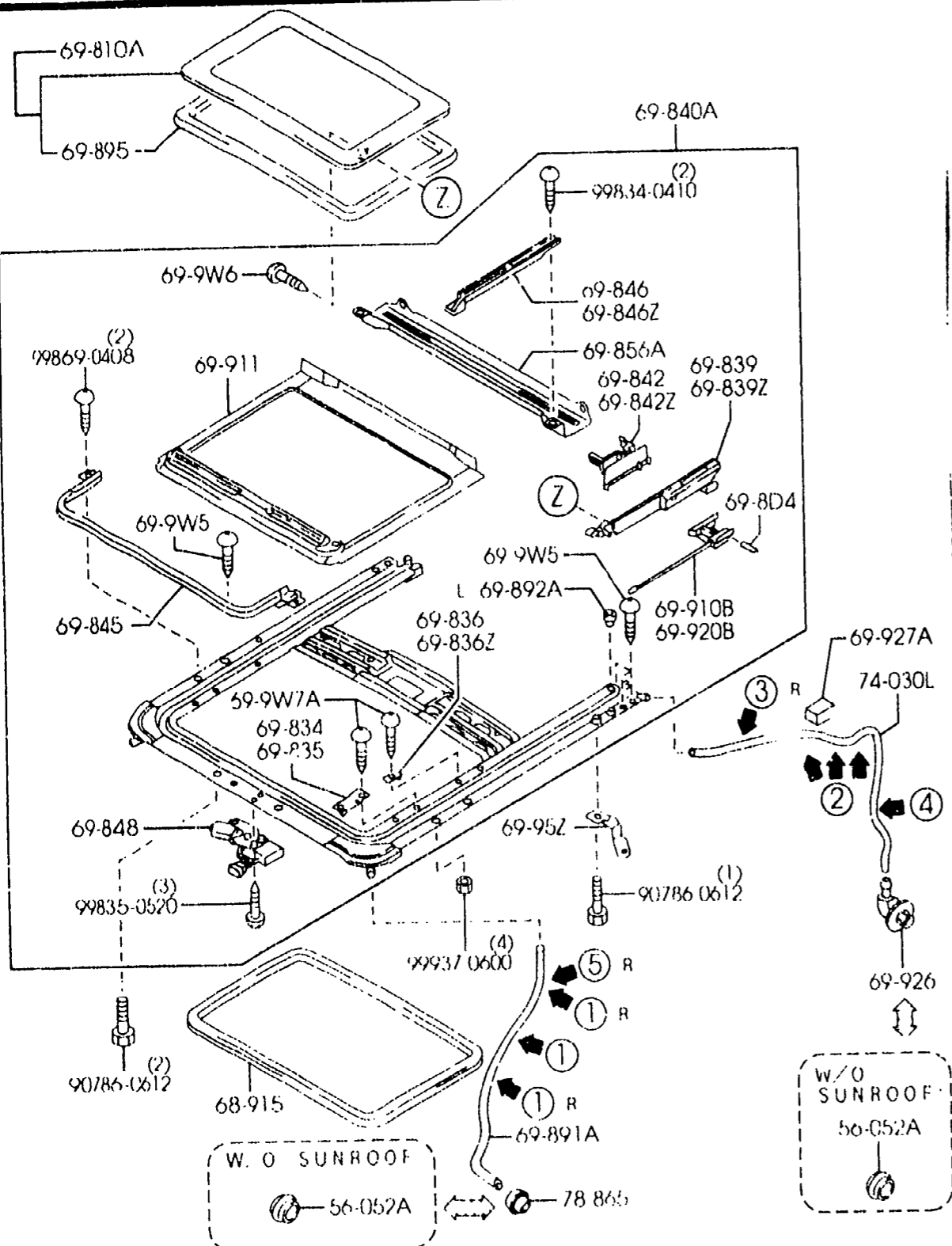
			⑨	⑧	⑦
			68-089	63-909	50-891A
①	②	③	④	⑤	⑥
50-242A	(NO 1) 50-855B	(NO 2) 50-855B	(NO 3) 50-855B	(NO 1) 50-884	(NO 2) 50-884

PART NO.	QTY	MODEL/RESTRICTION	MODEL/RESTRICTION	MODEL/RESTRICTION	FROM-TO
63-959		TERMINAL, BACK WIND. GLASS	TERMINAL, PANNEAU AR.		
FB01-63-959	2				
68-089		STUD, GARNISH	GOUJON, GARNITURE		
B25R-63-938	2				
69-240A		BASE, INTERIOR MIRROR	SOCLE MIRROIR		
BC1C-69-240	1				



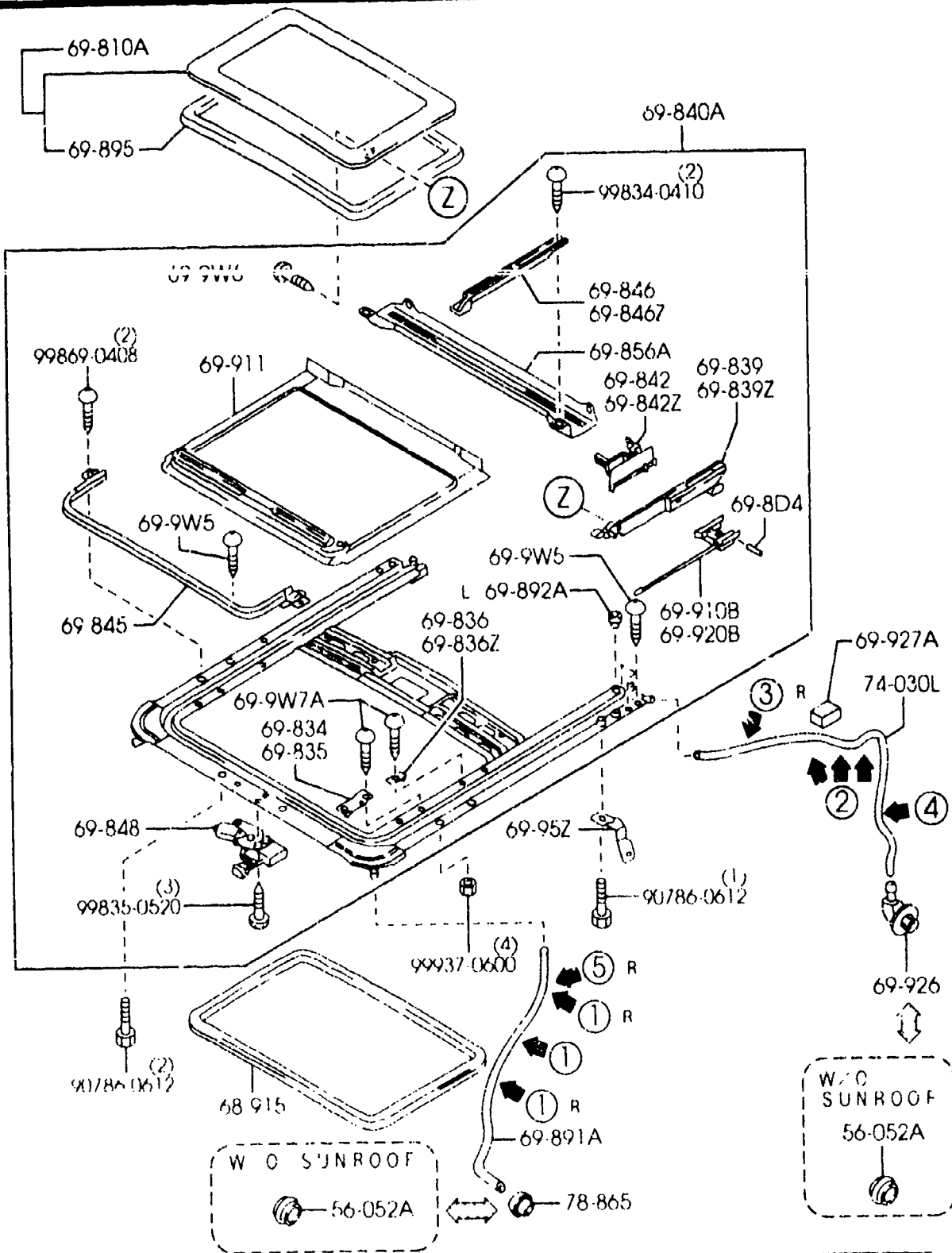
①	②	③	④	⑤
67-051M (NO. 1)	67-051M (NO. 2)	67-043A	67-052L	66-941A

PART NO.	QTY	MODEL/RESTRICTION	MODEL/RESTRICTION	MODEL/RESTRICTION	FROM-TO
56-052A H260-56-052	4	PLUG, HOLE - F. SIDE FRAME (W/O SUNROOF)	BOUCHON, TROU-CADRE LAT. AV. (TOIT NORMAL)		
66-941A UB54-67-121	1	CLIP	ATTACHE		
67-043A GA2A-67-C43	1	CLIP	ATTACHE		
67-051M GE4T-67-C31	4 (ILLUST. NO. 1)	CLIP	CLIP		
67-052L J001-67-C31	6 (ILLUST. NO. 2)	CLIP	ATTACHE		
68-915 B269-67-052	2	WELT, SEAMING	JOINT IN. DE PORTE		
69-810A BJ0F-69-981	1				
03	INT-	BN1 BN2 BN4 LIGHT GRAY	BN1 BN2 BN4 GRIS CLAIR		
80	INT-	BN3 BEIGE	BN3 BEIGE		
69-8D4 GE4V-69-8D4	2	PIN 'A', HINGE-CANVAS TOP	AXE 'A', CHARNIERE-S. TOILE		
69-810A GE4V-69-810	1	PANEL, SLIDING ROOF	PANNEAU, TOIT OUVRANT		
69-834 GE4V-69-853	1	COVER (R), GUIDE RAIL	COUVERCLE (G)		
69-835 GE4V-69-854	1	COVER (L), GUIDE RAIL	CACHE		
69-836 GE4V-69-855	1	PLATE (R), SET	JEU DE PLAQUES (D)		
69-836Z GE4V-69-856	1	PLATE (L), SET	JEU DE PLAQUES (G)		



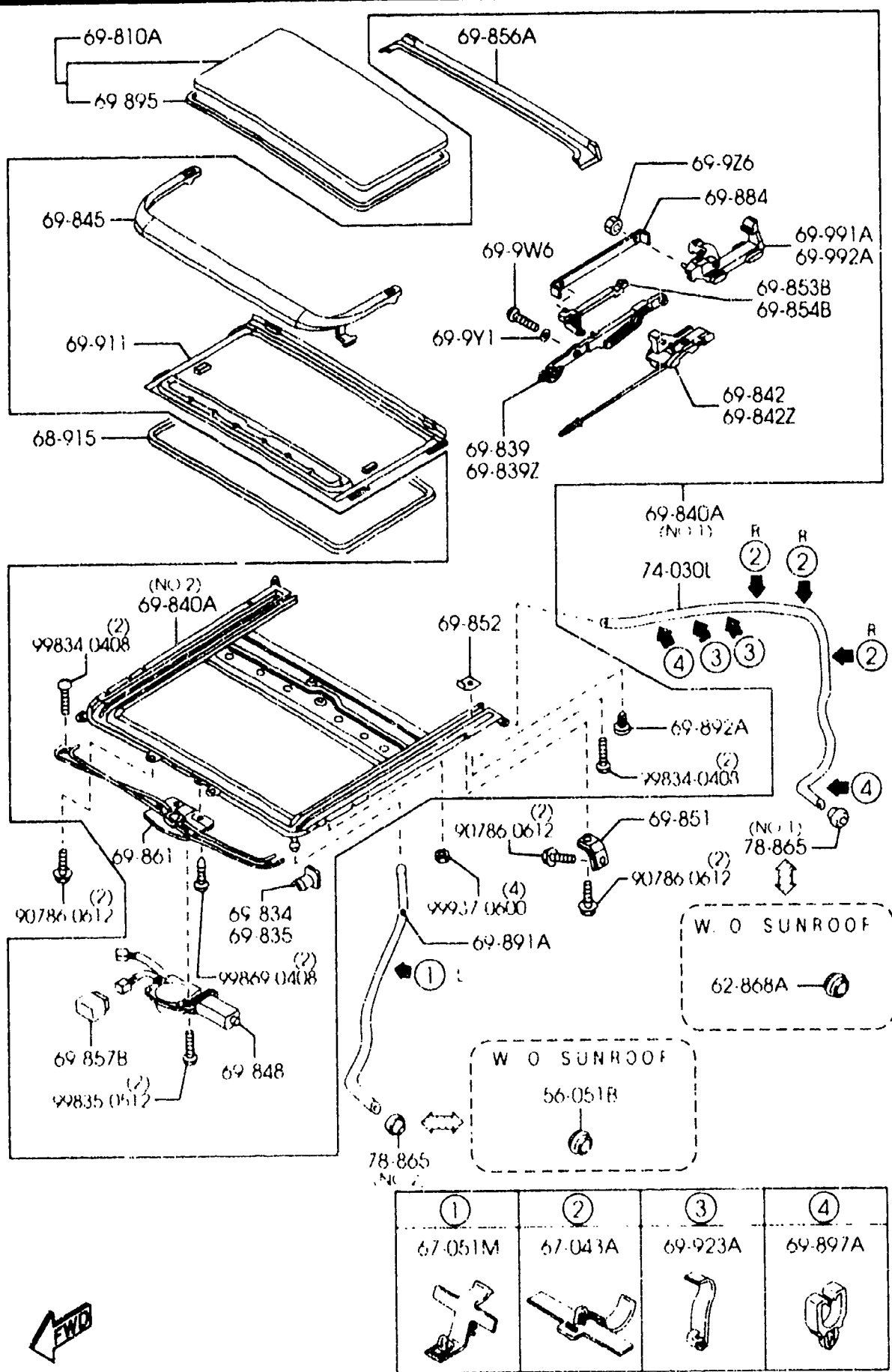
①	②	③	④	⑤
67-051M (N° 1)	67-051M (N° 2)	67-043A	67-052L	66-941A

PART NO.	QTY	MODEL/RESTRICTION	MODEL/RESTRICTION	MODEL/RESTRICTION	FROM-TO
69-839		GUIDE(R),FRONT	GUIDE AV(D)		
GE4V-69-862	1				
69-839Z		GUIDE(L),FRONT	GUIDE AV(G)		
GE4V-69-863	1				
69-840A		FRAME,SLIDING ROOF	CADRE,TOIT COULISSANT		
BJ0F-69-830A	1				
03	INT-	BN1 BN2 BN4 LIGHT GRAY	BN1 BN2 BN4 GRIS CLAIR		
80	INT-	BN3 BEIGE	BN3 BEIGE		
69-842		GUIDE(R),REAR	GUIDE AR(D)		
GE4V-69-864	1				
69-842Z		GUIDE(L),REAR	GUIDE AR(G)		
GE4V-69-865	1				
69-845		DEFLECTOR	DEFLECTEUR		
BJ0F-69-880A	1				
69-846		LINK(R),DEFLECTOR	TRINGLE(D),DEFLECTEUR		
GE4V-69-9H6	1				
69-846Z		LINK(L),DEFLECTOR	TRINGLE(G),DEFLECTEUR		
GE4V-69-9H7	1				
69-848		MOTOR,SLIDING ROOF	MOTEUR,TOIT OUVRANT		
GE4V-69-870	1				
69-856A		RAIL,DRIP-SLIDING ROOF	GOUTTIERE,TOIT OUVRANT		
GE4V-69-867	1				
69-891A		HOSE,DRAIN-FRONT	FLEXIBLE,VIDANGE-TOIT AVANT		
B26L-69-921A	2				
69-892A		STOPPER,SUN SHADE	ARRET,PARE SOLEIL		
GE4V-69-892	1				
69-895		WEATHERSTRIP,S/ROOF	PROFILE D'ETANCH.		
GE4V-69-825	1				

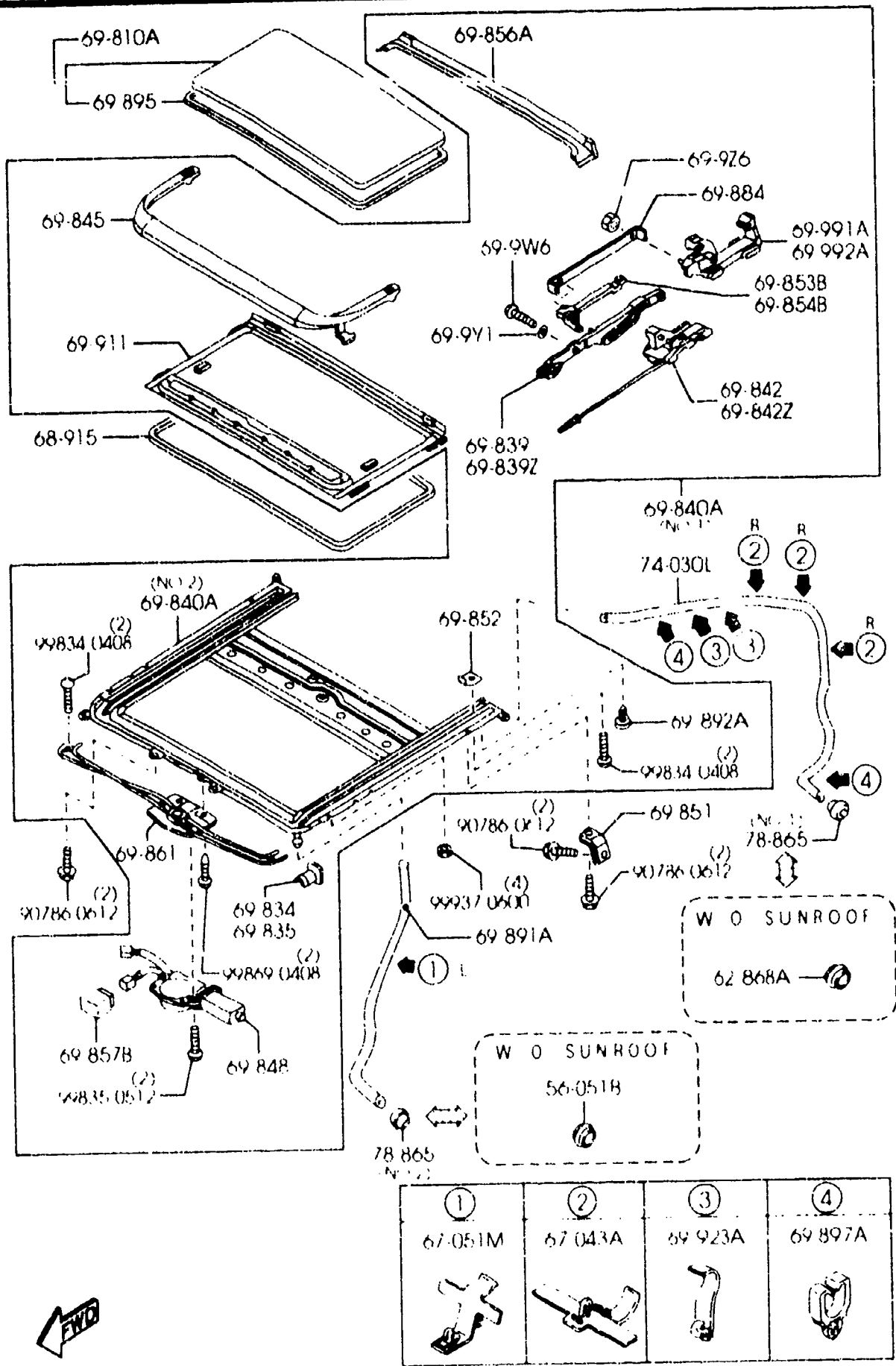


①	②	③	④	⑤
67-051M INF.	67-051M INF.	67-043A	67-052L	66-941A

PART NO.	QTY	MODEL/RESTRICTION	MODEL/RESTRICTION	MODEL/RESTRICTION	FROM-TO
69-9W5	8	SCREW, TAPPING-LOWER UNIT	UIS, PLOUAGE-ENSEMBLE INF.		
GE4V-69-9W5					
69-9W6	4	SCREW 'A', LOWER UNIT-S/R	UIS 'A', ENSEMBLE INF.-T/O		
GE4V-69-9W6					
69-9W7A	6	SCREW, DRIVE-G/R	VIS, ENGRENAGE MENANT		
GE4V-69-9W7					
69-910B	1	CABLE(R), DRIVE	CABLE		
GE4W-69-912					
69-911	1	SHADE, SUN	PAPASOLEIL		
GE4V-69-890					
03	INT-	BN1 BN2 BN4 LIGHT GRAY	BN1 BN2 BN4 GRIS CLAIR		
80	INT-	BN3 BEIGE	BN3 BEIGE		
69-920B	1	CABLE(L), DRIVE	CABLE		
GE4W-69-913					
69-926	2	JOINT, DRAIN HOSE-REAR	JOINT, TUYAU VIDANGE-ARR		
G14T-69-926A					
69-927A	2	INSULATOR, PKG. JUNCTION (W/O SUNROOF)	ISOLANT, RACCORD. EMBALL. (TOIT NORMAL)		
B25D-69-927					
69-95Z	1	BRACKET, SUN ROOF-REAR (FOR RIGHT SIDE)	CONSOLE, TOIT SOLEIL-ARR		
BJOF-69-843A					
BJOF-69-844A	1	(FOR LEFT SIDE)			
74-030L	2	HOSE, DRAIN-REAR	DURITE D'ECOLEMENT		
BJOF-69-922A					
78-865	2	GROMMET, DRAIN PIPE	ANNEAU, TUYAU DE VIDANGE		
GJ22-69-928					



PART NO	QTY	MODEL/RESTRICTION	MODEL/RESTRICTION	MODEL/RESTRICTION	FROM-TO
56-051B		COVER, HOLE	COUVERCLE, TROU		
T001-56-052	2	(W/O SUNROOF)	(TOIT NORMAL)		
62-868A		COVER, HOLE-LIFT GATE	COUVERCLE, TROU-PORTE ARR.		
B499-62-868	2	(W/O SUNROOF)	(TOIT NORMAL)		
67-043A		CLIP	ATTACHE		
GA2A-67-C43	3				
67-051M		CLIP	CLIP		
GE4T-67-C31	1				
68-915		WELT, SEAMING	JOINT IN. DE PORTE		
BJ0F-69-981	1				
03	INT-	BN1 BN2 BN4 LIGHT GRAY	BN1 BN2 BN4 GRIS CLAIR		
69-810A		PANEL, SLIDING ROOF	PANNEAU, TOIT OUVRANT		
GE5B-69-810	1				
69-834		COVER(R), GUIDE RAIL	COUVERCLE(G)		
GE5B-69-853	1				
69-835		COVER(L), GUIDE RAIL	CACHE		
GE5B-69-854	1				
69-839		GUIDE(R), FRONT	GUIDE AV(D)		
GE5B-69-862	1				
69-839Z		GUIDE(L), FRONT	GUIDE AV(G)		
GE5B-69-863	1				
69-840A		FRAME, SLIDING ROOF	CADRE, TROT COULISSANT		
G14T-69-830B	1	(ILLUST. NO. 1)			
03	INT-	BN1 BN2 BN4 LIGHT GRAY	BN1 BN2 BN4 GRIS CLAIR		
G14T-69-840	1	(ILLUST. NO. 2)			
69-842		GUIDE(R), REAR	GUIDE AR(D)		
GE5B-69-864	1				



① 67-051M 	② 67-043A 	③ 69-923A 	④ 69-897A
------------------	------------------	------------------	------------------

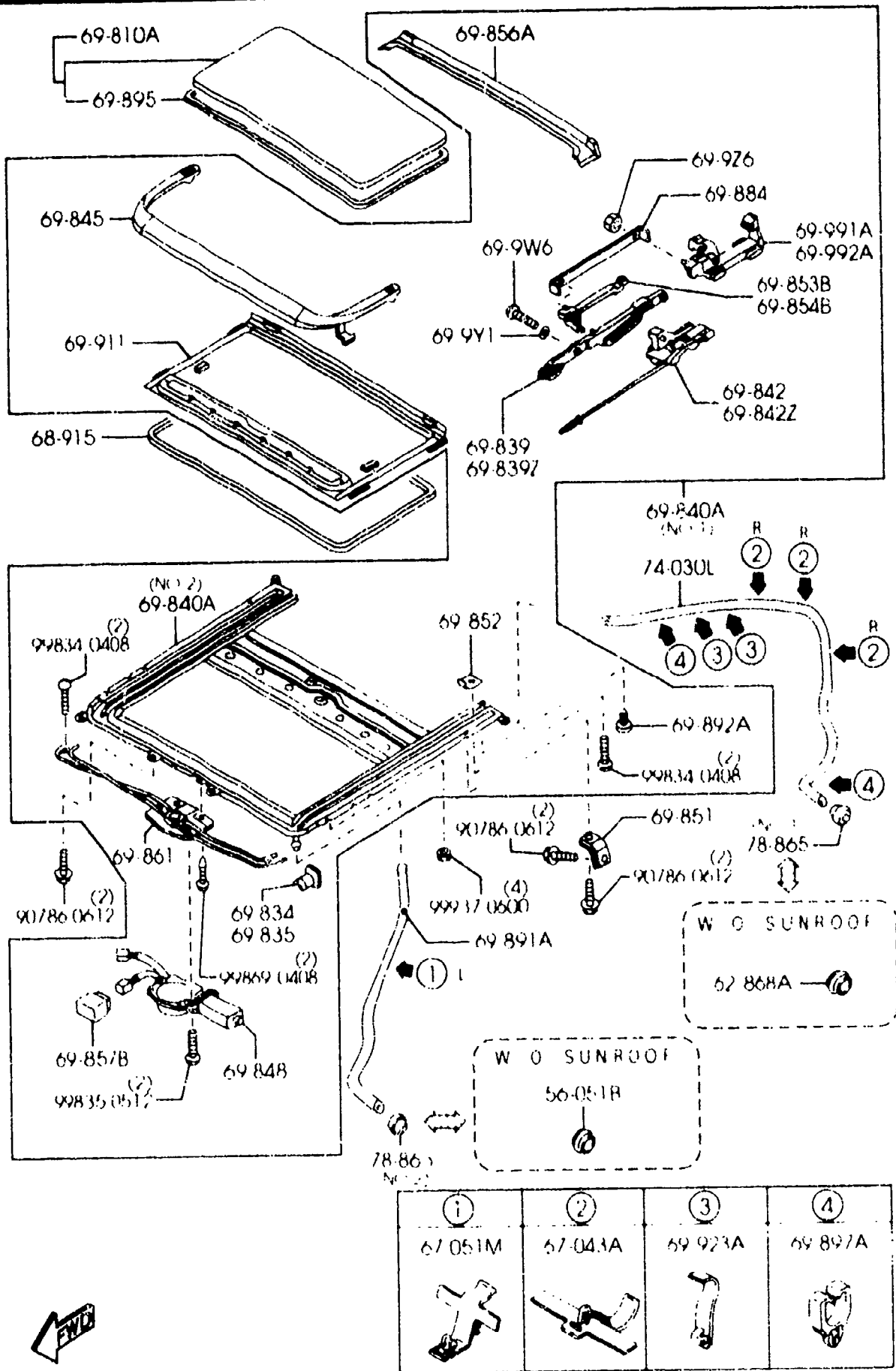
PART NO	QTY	MODEL/RESTRICTION	MODEL/RESTRICTION	MODEL/RESTRICTION	FROM TO
69-8477		GUIDE(L), REAR	GUIDE AR(G)		
GE5B-69-865	1				
69-845		DEFLECTOR	DEFLECTEUR		
G14T-69-880A	1				
69-848		MOTOR, SLIDING ROOF	MOTEUR, TOIT OUVRANT		
GE5B-69-870	1				
69-851		BRACKET, REAR	SUPPORT, AR		
B26L-69-842	2				
69-852		STOPPER, REAR-SLIDING ROOF	BUTOIR ARR, TOIT OUVRANT		
GE5B-69-857	2				
69-853B		PLATE(R), POSITION-S. ROOF	PLAQUE(D), TOIT DE POSITION-S		
GE5B-69-858	1				
69-854B		PLATE(L), POSITION-S. ROOF	PLAQUE(G), TOIT DE POSITION-S		
GE5B-69-859	1				
69-856A		RAIL, DRIP-SLIDING ROOF	GOUTTIERE, TOIT OUVRANT		
GE5B-69-867	1				
69-857B		RELAY, SLIDING ROOF	RELAIS, TOIT COULISSANT		
BC1S-69-873	1				
69-861		UNIT, DRIVE-CANVAS TO P	UNITE, COMMANDE-TOIT TENTE		
GE5B-69-861	1				
69-884		CONNECTOR, LINK	CONNECTEUR, LIAISON		
GE5B-69-884	2				
69-891A		HOSE, DRAIN-FRONT	FLEXIBLE, VIDANGE-TOIT AVANT		
B26L-69-921A	2				
69-892A		STOPPER, SUN SHADE	ARRET, PARE SOLEIL		
GE5B-69-892	2				
69-895		WEATHERSTRIP, S/ROOF	PROFILE D'ETANCH.		
GE5B-69-825	1				

AUBA09

(2B45460)

CAT. AUBA09-02

2001-07



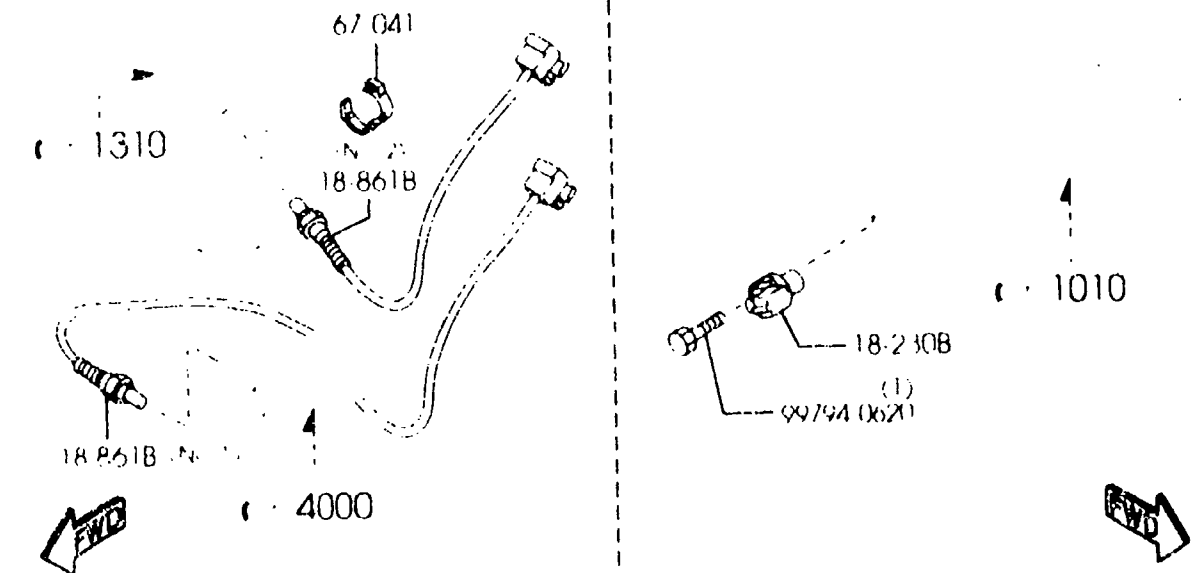
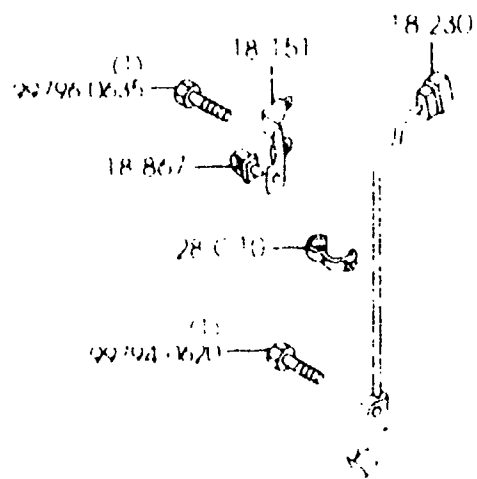
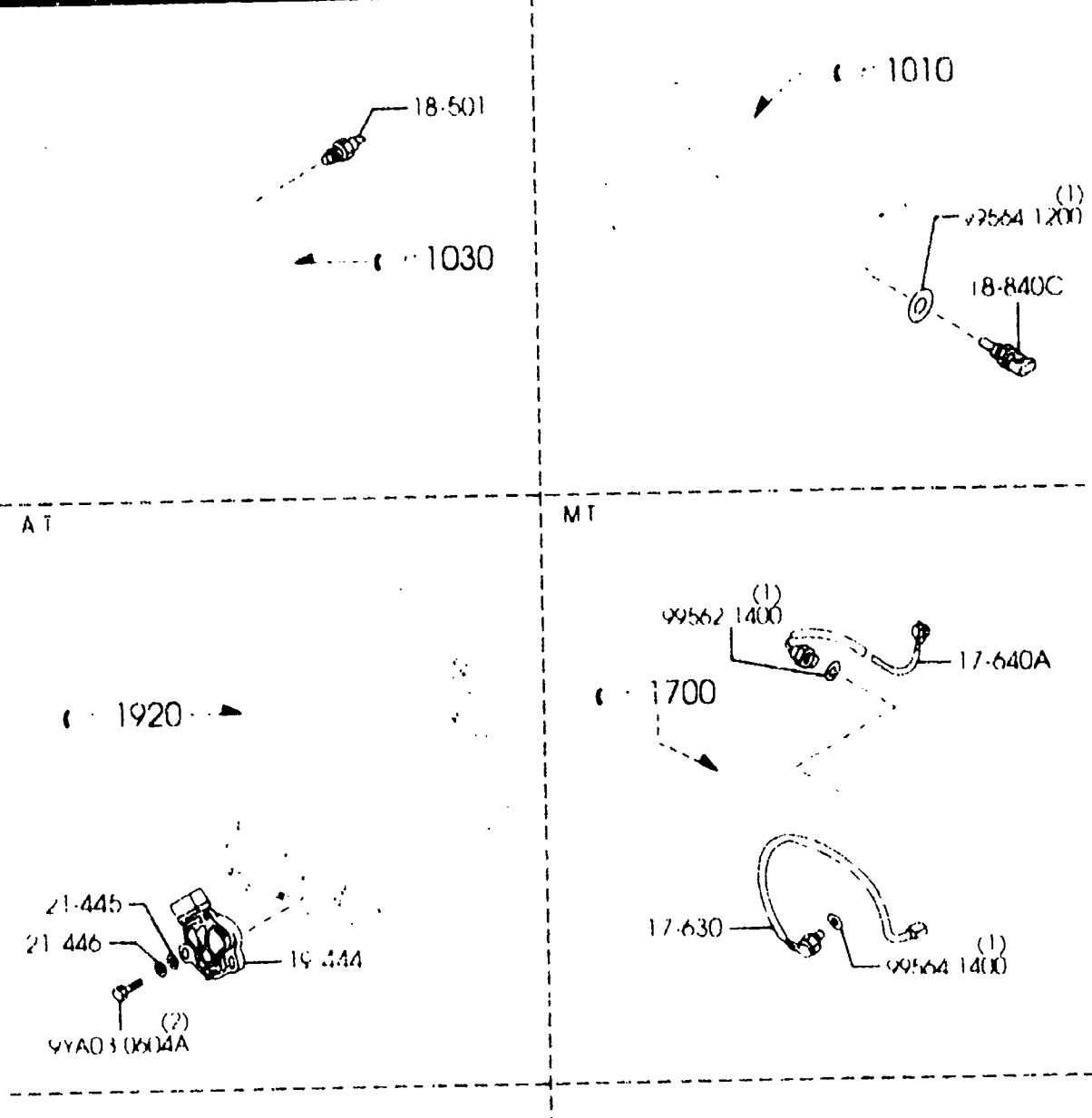
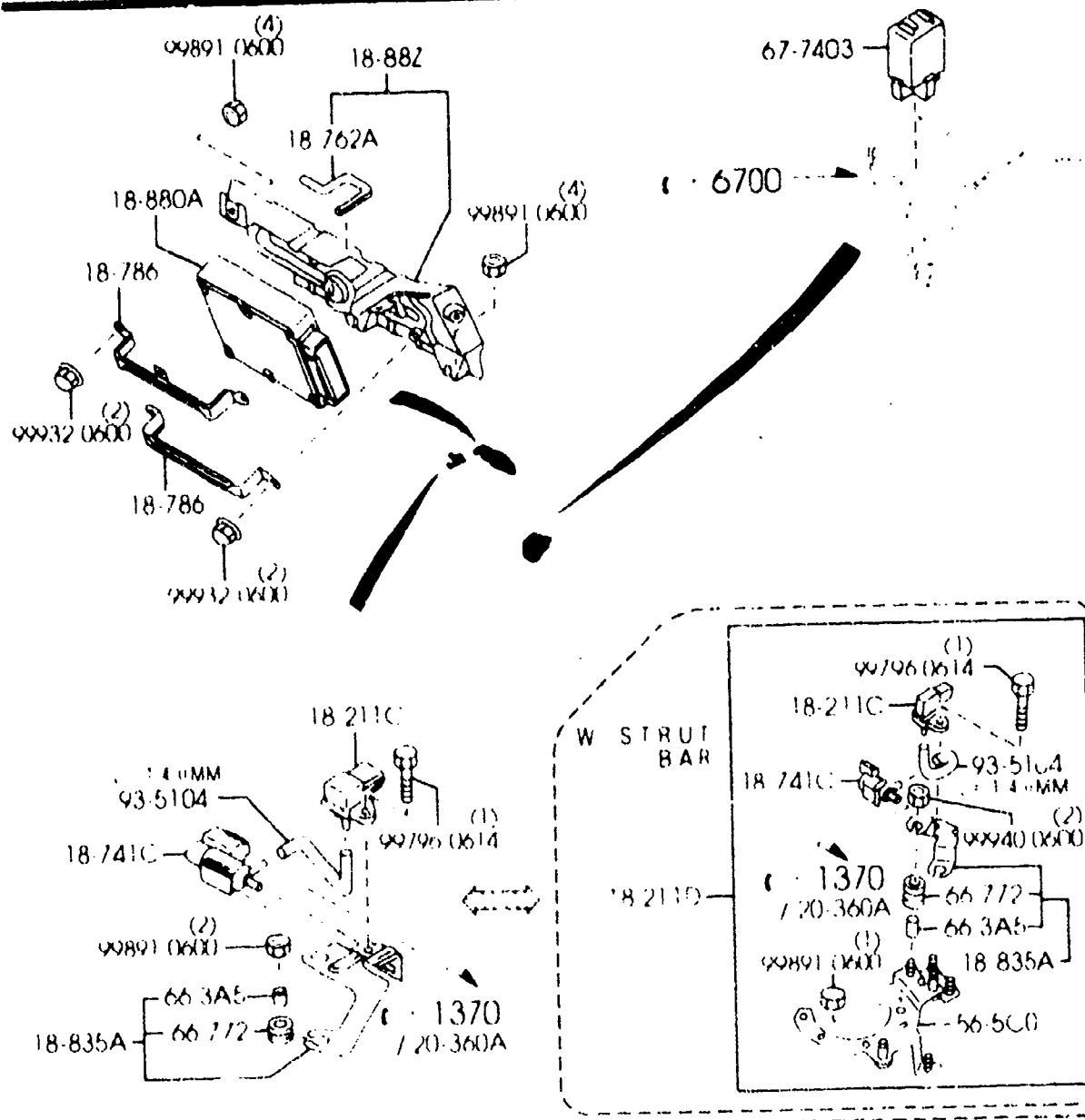
PART NO	QTY	MODEL/RESTRICTION	MODEL/RESTRICTION	MODEL/RESTRICTION	FROM TO
69-897A		CLIP	ATTACHE		
BJ29-69-923B	4				
69-9W6		SCREW 'A', LOWER UNIT-S/R	VIS 'A', ENSEMBLE INF. T/O		
BC15-69-9W6	4				
69-9Y1		WASHER FRT & RR GUIDE	RONDEILLE, CONSOLE AV. BAR.G		
GE5B-69-9Y1	4				
69-926		NUT, HINGE-DEFLECTOR	ECROU, CHARNIERE-DEFL. ECTEU		
GE5B-69-925	4				
69-911		SHADE, SUN	PAPASOLEIL		
GE5B-69-890	1				
03	INT-	BH1 BH2 BH4 LIGHT GRAY	BH1 BH2 BH4 GRIS CLAIR		
69-923A		CLIP, DRAIN HOSE-REAR	COLLIER, TUYAU VIDANGE ARR		
H278-69-923	4				
69-991A		SLIDER (R), SLIDING ROD OF	COULISSEAU (D), TOIT GLISS.		
GE5B-69-836	1				
69-992A		SLIDER (L), SLIDING ROD OF	COULISSEAU (G), TOIT GLISS.		
GE5B-69-837	1				
74-030L		HOSE, DRAIN-REAR	DURITE D'ECOULEMENT		
B26L-69-922	2				
78-865		GROMMET, DRAIN PIPE	ANNEAU, TUYAU DE VIDANGE		
E002-69-928A	2 (ILLUST. NO. 1)				
GJ22-69-928	2 (ILLUST. NO. 2)				

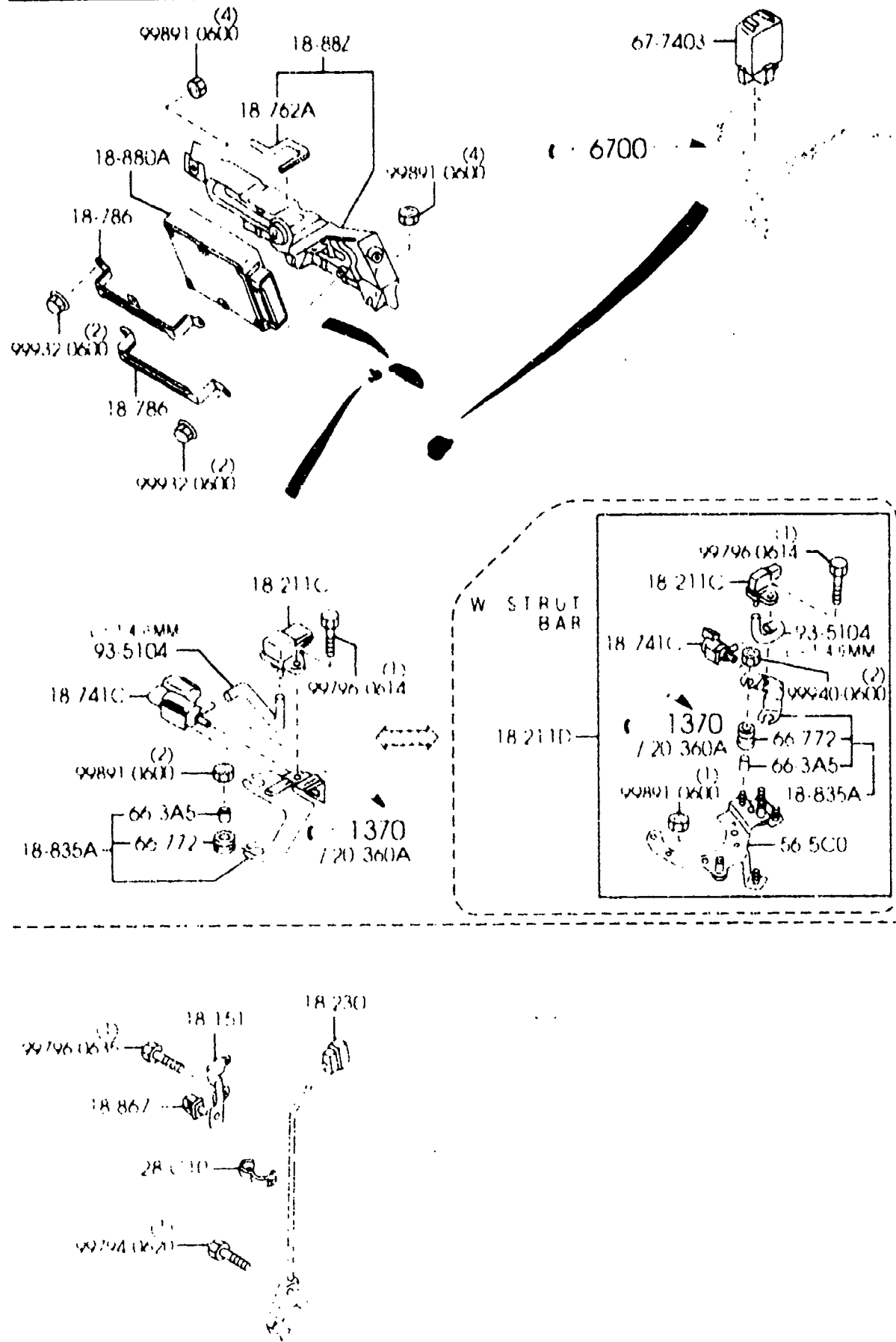
AUBA09

(2B45460)

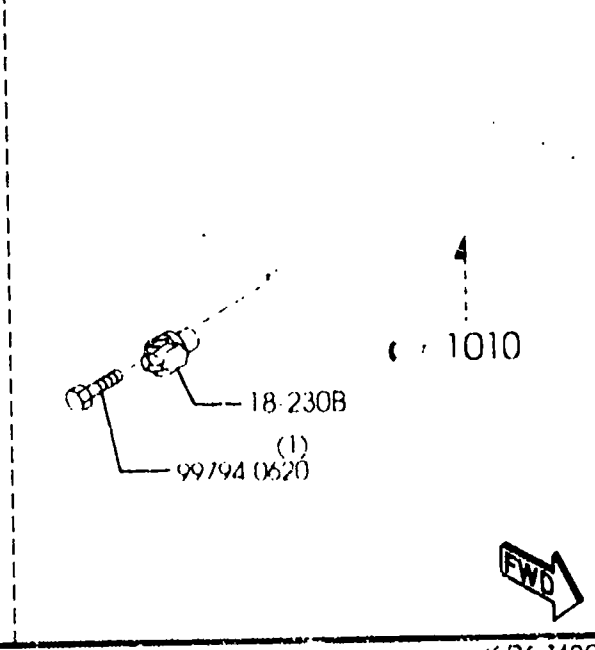
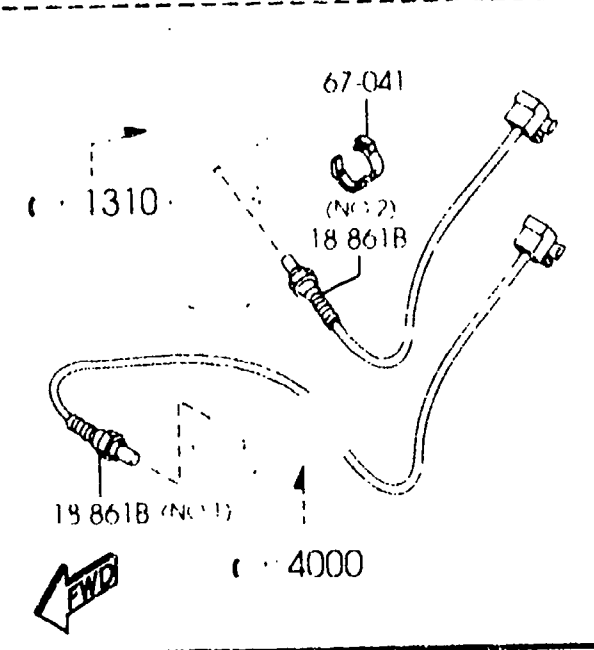
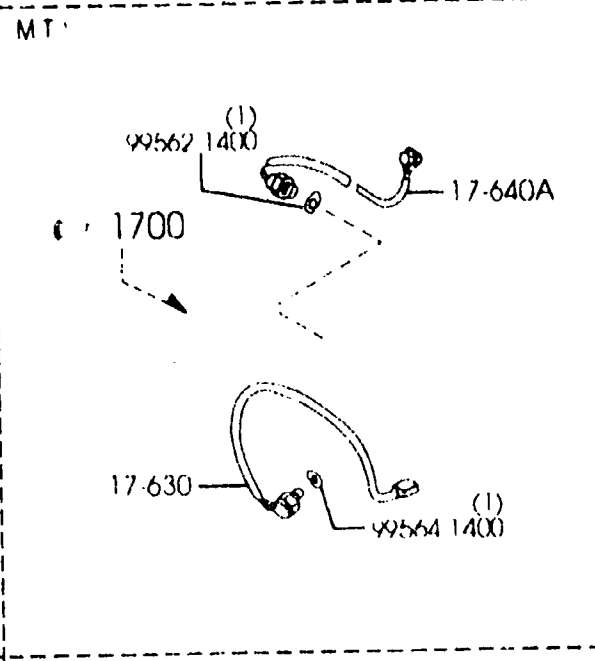
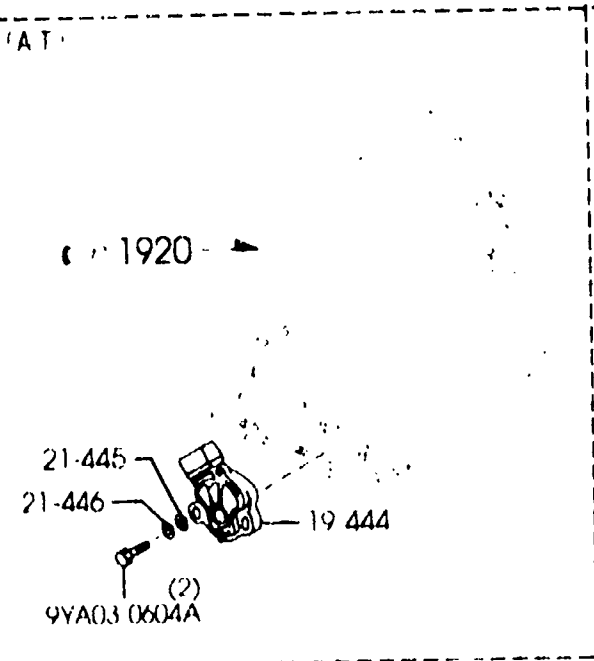
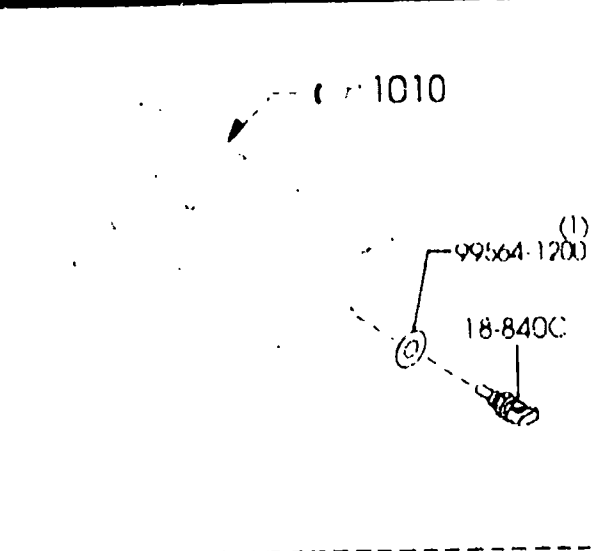

CAT. AUBA09-02

2001-07





PART NO	QTY	MODEL/RESTRICTION	MODEL/RESTRICTION	MODEL/RESTRICTION	FROM-TO
17-630		SWITCH	COMMUTEUR		
F5E1-17-640A	1	(MT)	(B.V.MANU)		
17-640A		SWITCH, PARK & NEUTRAL	CONTACT DE POINT MDR		
F5E0-17-640A	1	(MT)	(B.V.MANU)		
18-151		BRACKET, HT. CORD SUPP	SUPPOT, CABLE H.T.		
B6BF-18-281C	1	ORTER			
18-211C		SENSOR, BOOST	CAPTEUR DE DEPRESSION D'ADM.		
KL47-18-211A	1	(W/O STRUT BAR+W/O AUTO CRUISE CONT.)			1601-
*KL47-18-211A	1	(W/STRUT BAR)			1601-
18-211D		SENSOR, BOOST	CAPTEUR DE DEPRESSION D'ADM.		
*FS8M-18-215	1	(W/STRUT BAR)			1601-
18-230		SENSOR, CRANKSHAFT POSITION	DETECTEUR, ANGLE MANIVEL.		
ZM01-18-221B	1				
18-230B		SENSOR, CAMSHAFT POSITION	CAPTEUR, POSIT. ARBRE CAME		
ZL01-18-230	1				
18-501		SWITCH, OIL PRESSURE	INTERRUPTEUR, PRESSI ON HUILE		
B367-18-501	1				
18-741C		VALVE, SOLENOID	SOUPAPE DE SOLENOID		
BP4Y-18-741	1	(W/O STRUT BAR+W/O AUTO CRUISE CONT.)			1601-
*BP4Y-18-741	1	(W/STRUT BAR)			1601-
18-762A		PROTECTOR, CORD	OEILLET, FIL		
FSJ2-18-7X1	1				
18-786		BRACKET, CONTROL UNIT	SUPPORT		
FP33-18-788	2				
18-835A		BRACKET	SUPPORT, DETECT. SURPRES.		
ZM03-18-835A	1	(W/O STRUT BAR+W/O AUTO CRUISE CONT.)			1601-
*FS8M-18-835	1	(W/STRUT BAR)			1601-
1601 BJ22* -480682					



PART NO.	QTY	MODEL/RESTRICTION	MODEL/RESTRICTION	MODEL/RESTRICTION	FROM-TO
18-840C B593-18-840A	1	SENSOR, TEMP. -ENG. COOLANT DENSO	CAPTEUR DE TEMPERATURE D'EAU DENSO		
18-861B ZM02-18-861A ZM03-18-861A	1 1 1	SENSOR, OXYGEN (ILLUST. NO. 1) (ILLUST. NO. 2)	CAPTEUR D'OXYGENE		
18-867 R367-18-867	1	CLIP	ATTACHE		
18-88Z FSJ2-18-88ZA	1	COVER, CONTROL UNIT	COUVERCLE, UNITE CONTROL		
18-880A ZM45-18-881B ZM46-18-881B A (ZM46-18-881C)	1 1 1	MODULE, POWERTRAIN CONTROL (MT) (AT)	UNITE COMMANDE, INJECTION SSC (B.V. MANU) (B.V. AUTOM)		-1302
ZM46-18-881C	1	(AT)	(B.V. AUTOM)		1302-
19-444 FN01-21-444	1	SWITCH, INHIBITOR MATSUSHITA (SUPPLIER IN SELECTION) (AT)	RELAIS MATSUSHITA (B.V. AUTOM)		
FN11-21-444	1	YUSHIN (SUPPLIER IN SELECTION) (AT)	YUSHIN (B.V. AUTOM)		
21-445 FU01-21-445A	2	WASHER, PLAIN-INHIBITOR SW (AT)	LAVEUR, INTERRUPT. INHIBIT. (B.V. AUTOM)		
21-446 FU01-21-446A	2	WASHER, DISHED (AT)	RONDELLE, EMBOUTI-INTER. I (B.V. AUTOM)		
28-C10 JE48-18-868	1	BAND, PIPE	BANDE, TUYAU		
56-5C0 *BN5V-56-5CX	1	STAY(R), SIDE STEP (W/STRUT BAR)	ETAI(D), MARCHEPIED LATRAL		1601-
66-3A5		SPACER, ACTUATOR	ENTRETOISE, ACTUATOR		

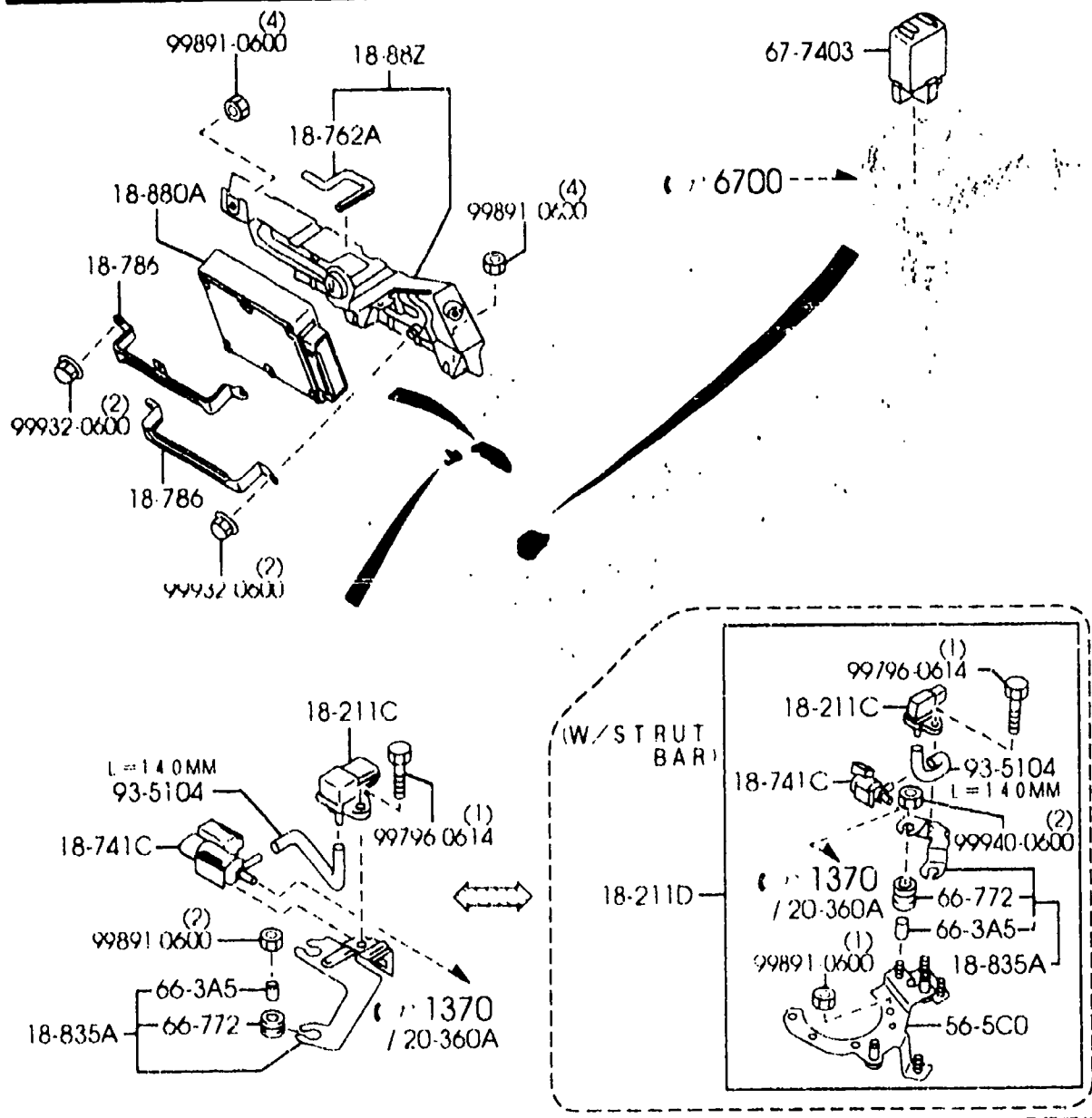
1302 BJ22* -441316
1601 BJ22* -180682

AUBA09

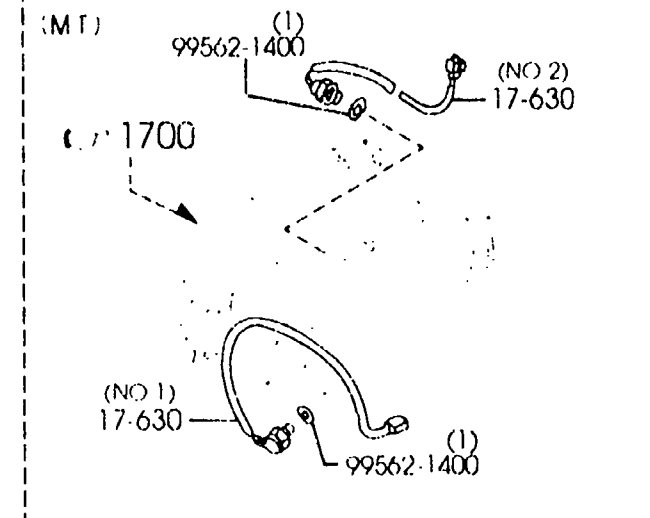
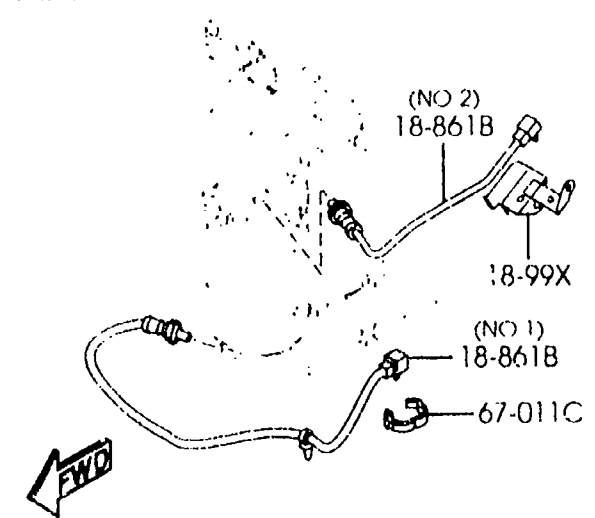
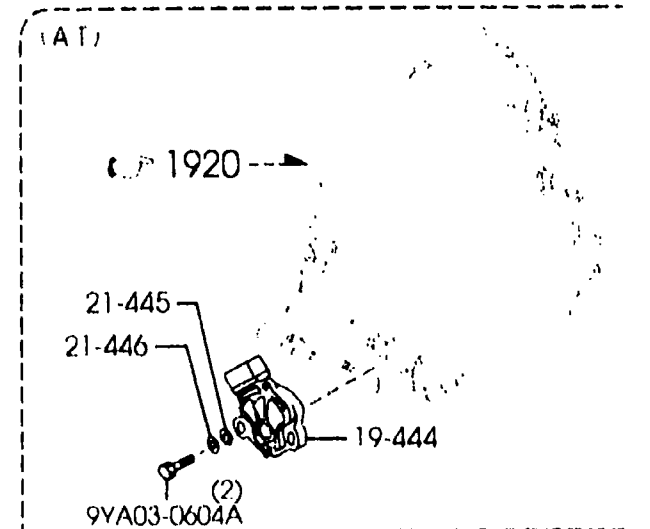
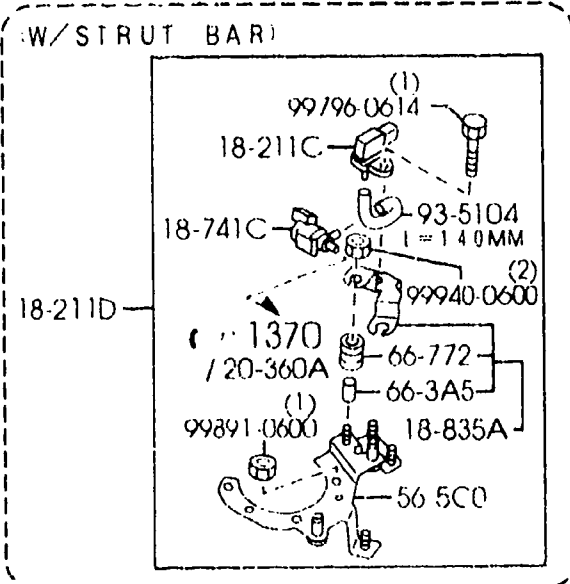
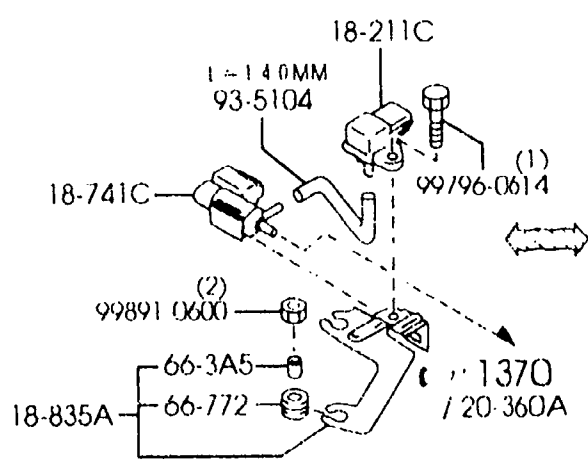
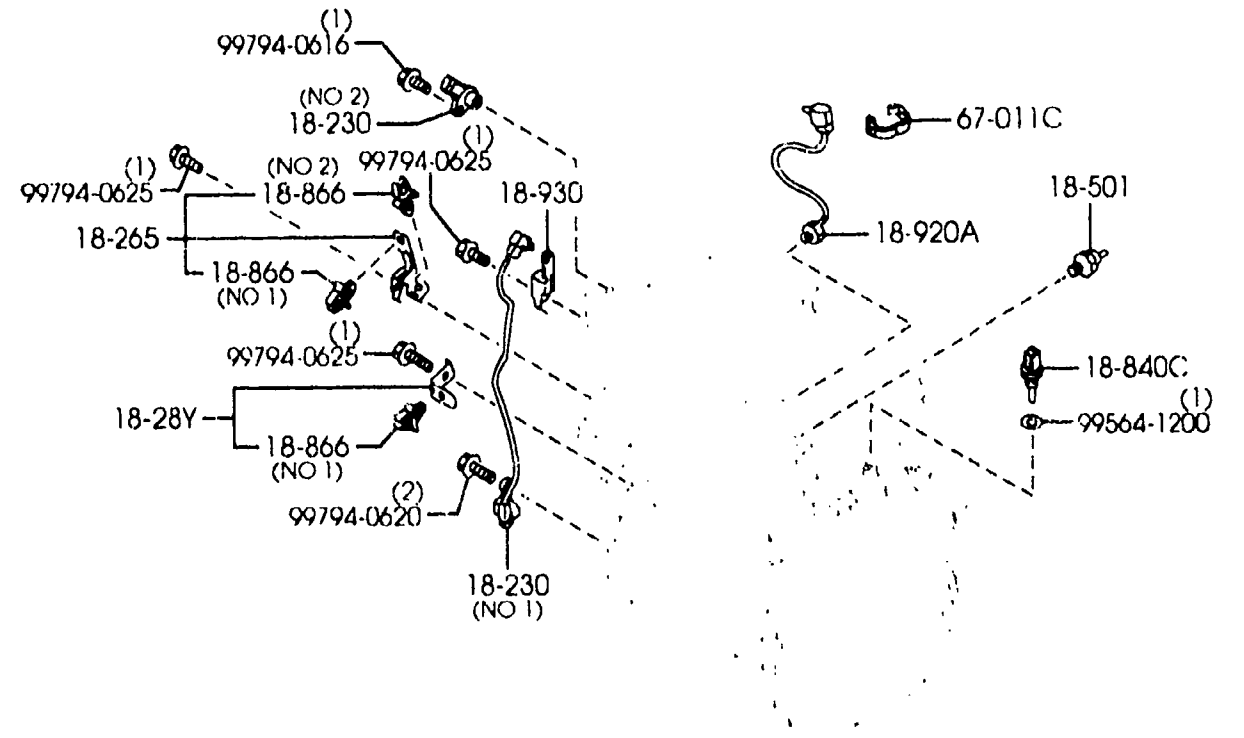
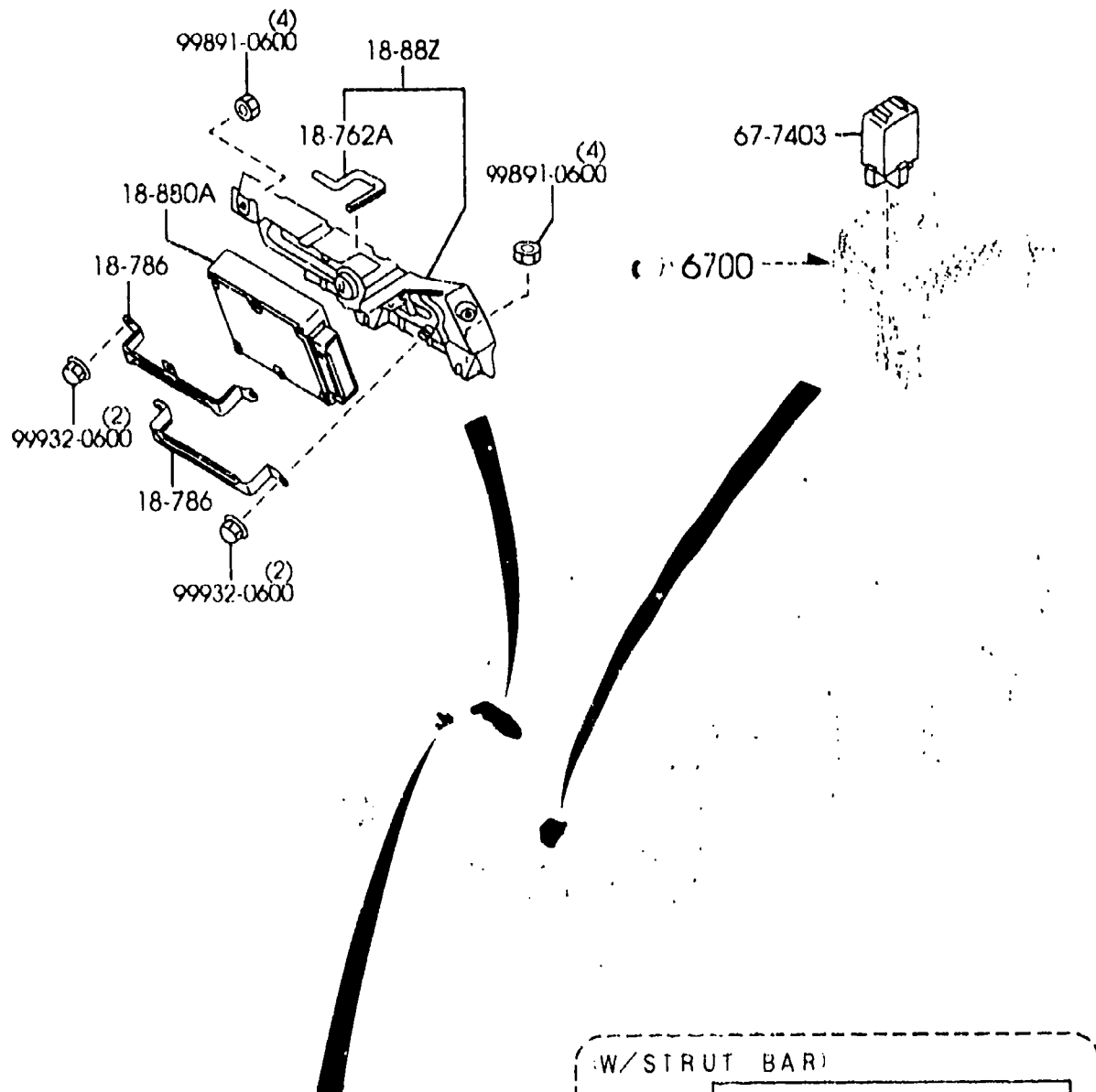
(2867492)

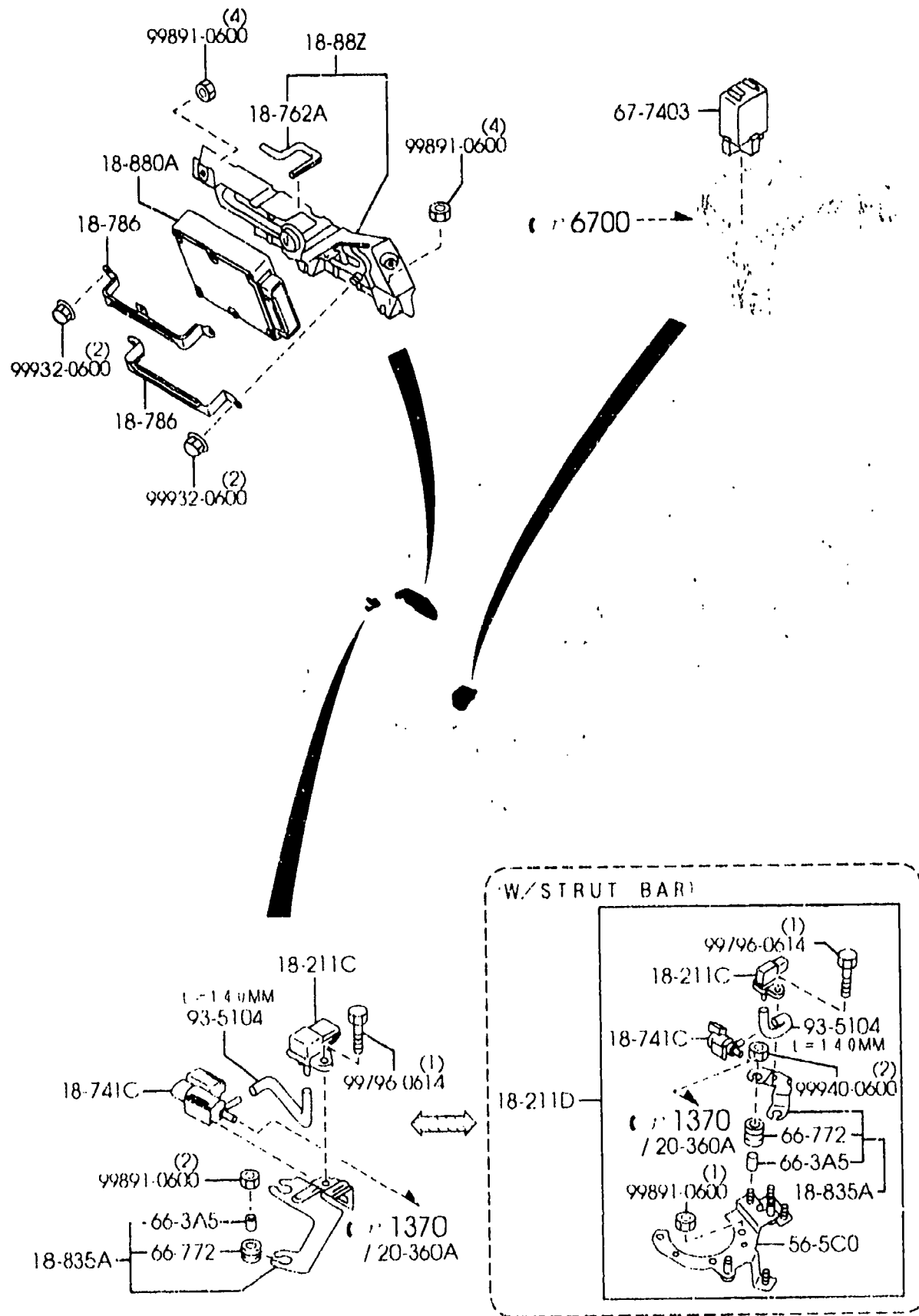
CAT. AUBA09-02

2001-07

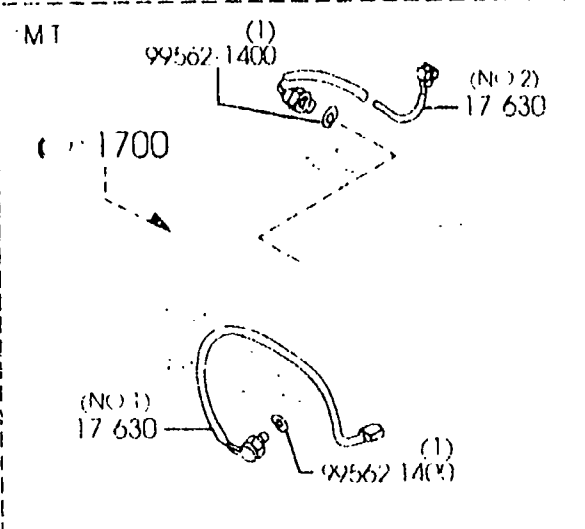
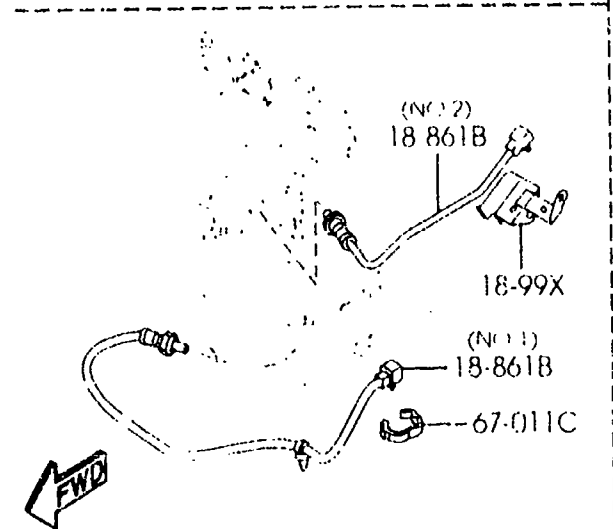
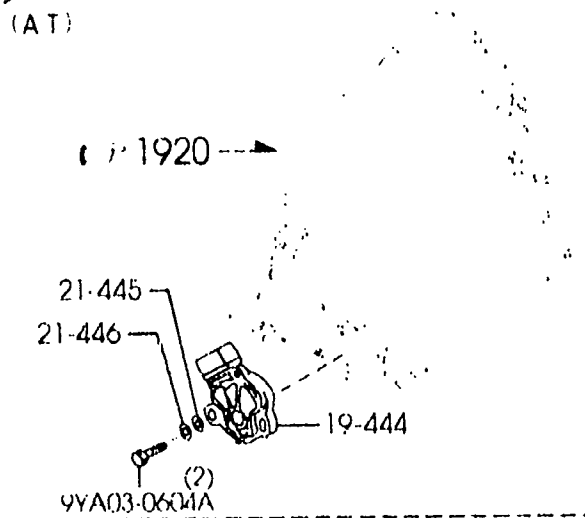
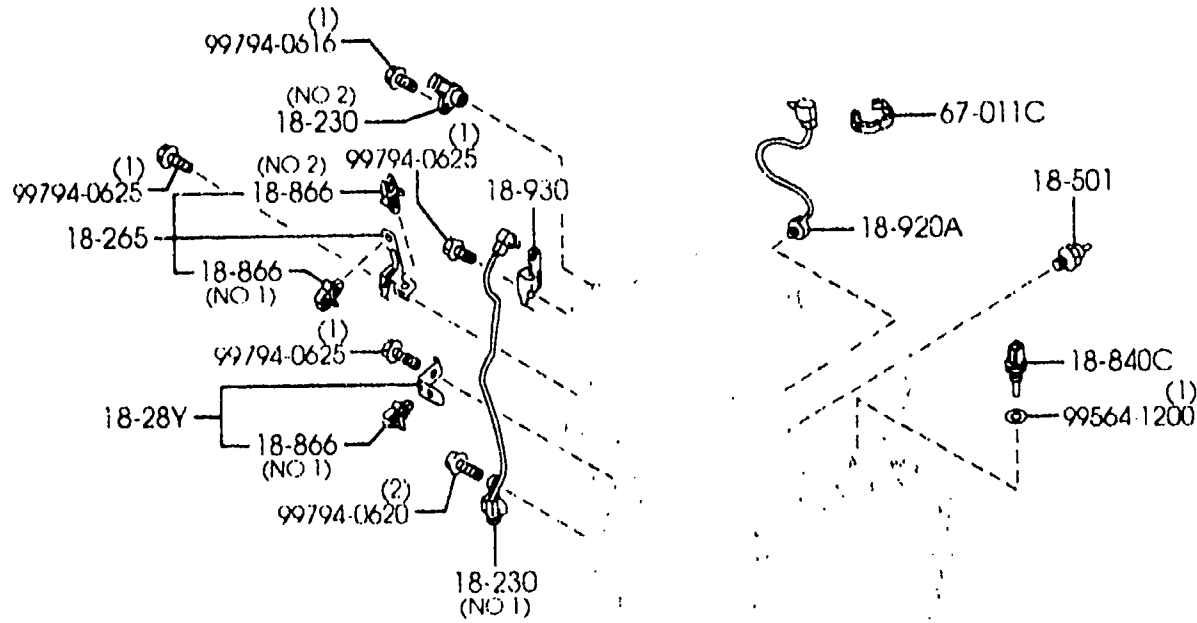


PART NO	QTY	MODEL/RESTRICTION	MODEL/RESTRICTION	MODEL/RESTRICTION	FROM-TO
CONT'D UE54-66-3A5	2	(W/O STRUT BAR+W/O A UTO CRUISE CONT.)			
*UE54-66-3A5	2	(W/STRUT BAR)			1601-
66-772		GROMMET	COUVERCLE		
UE54-66-3A4	2	(W/O STRUT BAR+W/O A UTO CRUISE CONT.)			1601-
*UE54-66-3A4	2	(W/STRUT BAR)			1601-
67-041		BAND	COLLIER DE SERRAGE		
D066-67-C15A	1				
67-7403		RELAY,N.O.	RELAIS,N.O.		
CA01-67-730A	1	(W/AIR CON.)			
93-5104		HOSE	FLEXIBLE ESSENCE		
99351-04999	1	L=1M CUT IT TO USE (W/O STRUT BAR+W/O A UTO CRUISE CONT.)	L=1M CUT IT TO USE		
*99351-04999	1	L=1M CUT IT TO USE (W/STRUT BAR)	L=1M CUT IT TO USE		1601-
1601 BJ22* -480682					

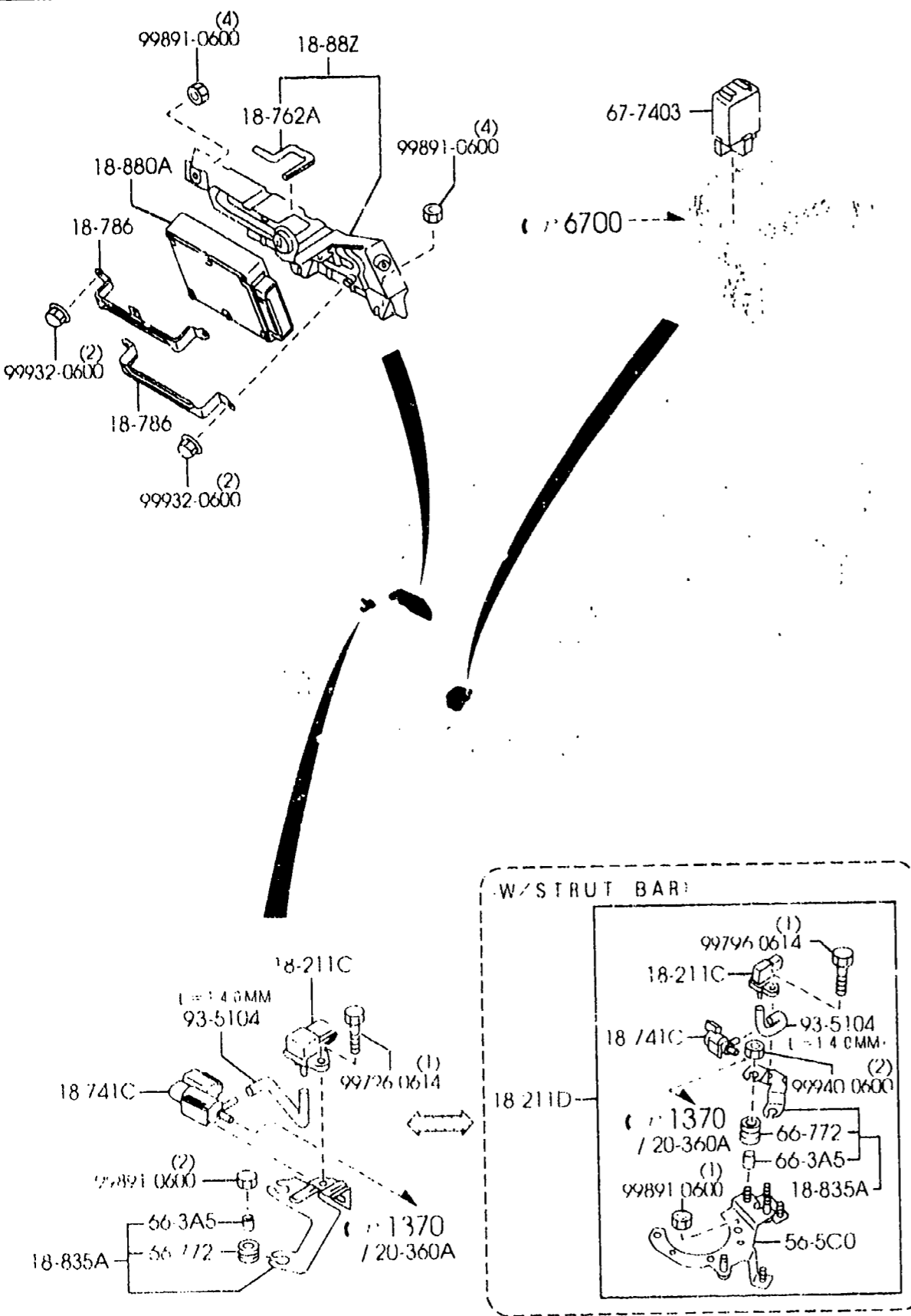




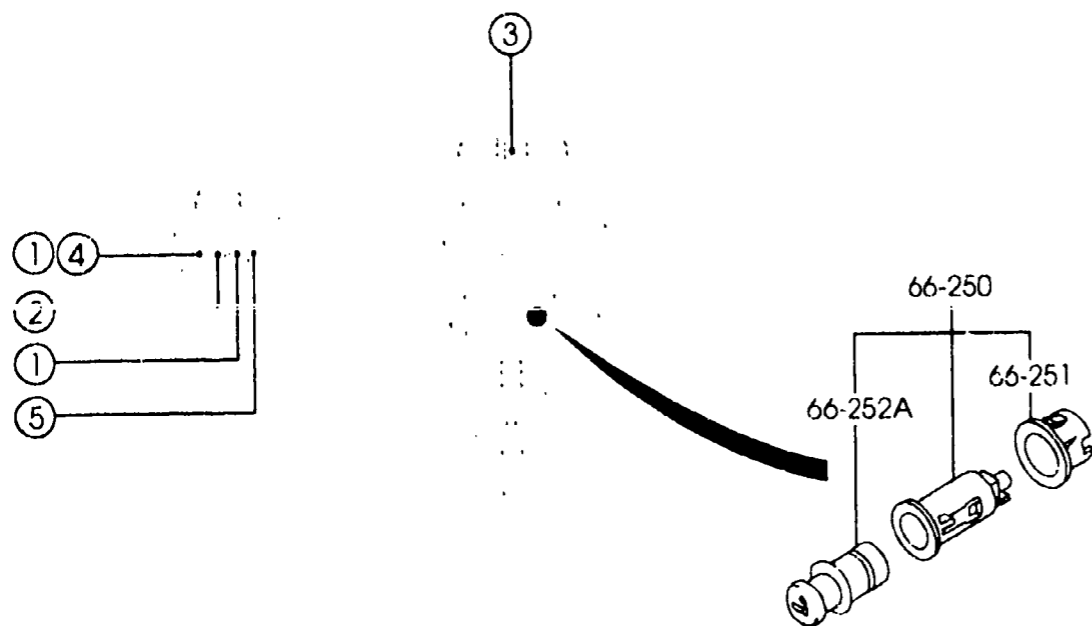
PART NO.	QTY	MODEL/RESTRICTION	MODEL/RESTRICTION	MODEL/RESTRICTION	FROM-TO
17-630		SWITCH	COMMUTATEUR		
G5P1-17-640	1	(ILLUST. NO.1) (MT)	(B.V.MANU)		
G562-17-640	1	(ILLUST. NO.2) (MT)	(B.V.MANU)		
18-211C		SENSOR, BOOST	CAPTEUR DE DEPRESSION D'ADM.		
KL47-18-211A	1	(W/O STRUT BAR+W/O AUTO CRUISE CONT.)			1601-
*KL47-18-211A	1	(W/STRUT BAR)			1601-
18-211D		SENSOR, BOOST	CAPTEUR DE DEPRESSION D'ADM.		
*FS8M-18-215	1	(W/STRUT BAR)			1601-
18-230		SENSOR, CRANKSHAFT POSITION	DETECTEUR, ANGLE MANIVEL.		
FSD7-18-221B	1	(ILLUST. NO.1)			
N3A1-18-221A	1	(ILLUST. NO.2)			
18-265		CLIP, COUPLER	ATTACHE		
FSD7-18-265C	1				
18-28Y		BRACKET, CONDENSER	SUPPORT, CADRE CONDENSAT.		
FSB8-18-28YA	1				
18-501		SWITCH, OIL PRESSURE	INTERRUPTEUR, PRESSION HUILE		
B367-18-501	1				
18-741C		VALVE, SOLENOID	SOUPAPE DE SOLENOID		
BP4Y-18-741	1	(W/O STRUT BAR+W/O AUTO CRUISE CONT.)			1601-
*BP4Y-18-741	1	(W/STRUT BAR)			1601-
18-762A		PROTECTOR, CORD	OEILLET, FIL		
FSJ2-18-7X1	1				
18-786		BRACKET, CONTROL UNIT	SUPPORT		
FP33-18-788	2				
18-835A		BRACKET	SUPPORT, DETECT. SURPRES.		
ZM03-18-835A	1	(W/O STRUT BAR+W/O AUTO CRUISE CONT.)			1601-
*FS8M-18-835	1	(W/STRUT BAR)			1601-
1601 BJ22* -48062					



PART NO.	QTY	MODEL/RESTRICTION	MODEL/RESTRICTION	MODEL/RESTRICTION	FROM-TO
18-840C B593-18-840A	1	SENSOR,TEMP.-ENG.COOLANT DENSO	CAPTEUR DE TEMPERATURE D'EAU DENSO		
18-861B FP50-18-861A FS7N-18-861	1	SENSOR,OXYGEN	CAPTEUR D'OXYGENE		
18-866 E5A1-18-867 FE3N-18-867	2	CLIP	ATTACHE		
18-882 FSJ2-18-882A	1	COVER,CONTROL UNIT	COUVERCLE,UNITE CONTROL		
18-880A FS7N-18-881B	1	MODULE,POWERTRAIN CONTROL	UNITE COMMANDE,INJECTION		
FS7P-18-881B	1	(AT)	(B.V.AUTOM)		-1305
FS9N-18-881B A (FS9N-18-881C)	1	((MT))>(MPS SUSP)	((B.V.MANU))>(SUSP.SPORTIVE)		-1401
FS8L-18-881B A (FS8L-18-881C)	1	((MT))>(SPORT SUSP)	((B.V.MANU))>(SUSP.SPORTIVE)		1305-1701
FS8M-18-881B A (FS8M-18-881C)	1	(AT)	(B.V.AUTOM)		1305-1701
FS9N-18-881C	1	((MT))>(MPS SUSP)	((B.V.MANU))>(SUSP.MPS)		1401-
*FS8L-18-881C	1	((MT))>(SPORT SUSP)	((B.V.MANU))>(SUSP.SPORTIVE)		1701-
*FS8M-18-881C	1	(AT)	(B.V.AUTOM)		1701-
18-920A FS7N-18-921A	1	SENSOR,KNOCK	CAPTEUR DE CLIQUETIS		
18-930 FSD7-18-838A	1	BRACKET,SENSOR	SUPPORT,CAPTEUR		
18-99X FS7N-18-99XA AN(FS7N-18-99XB)	1	BRACKET,COUPLER	SUPPORT,COUPLEUR		-1101
FS7N-18-99XB	1				1101-
1101 BJ22*	-	-419568			
1305 BJ22*	-	-441930			
1401 BJ22*	-	-452569			
1701 BJ22*	-	-493151			

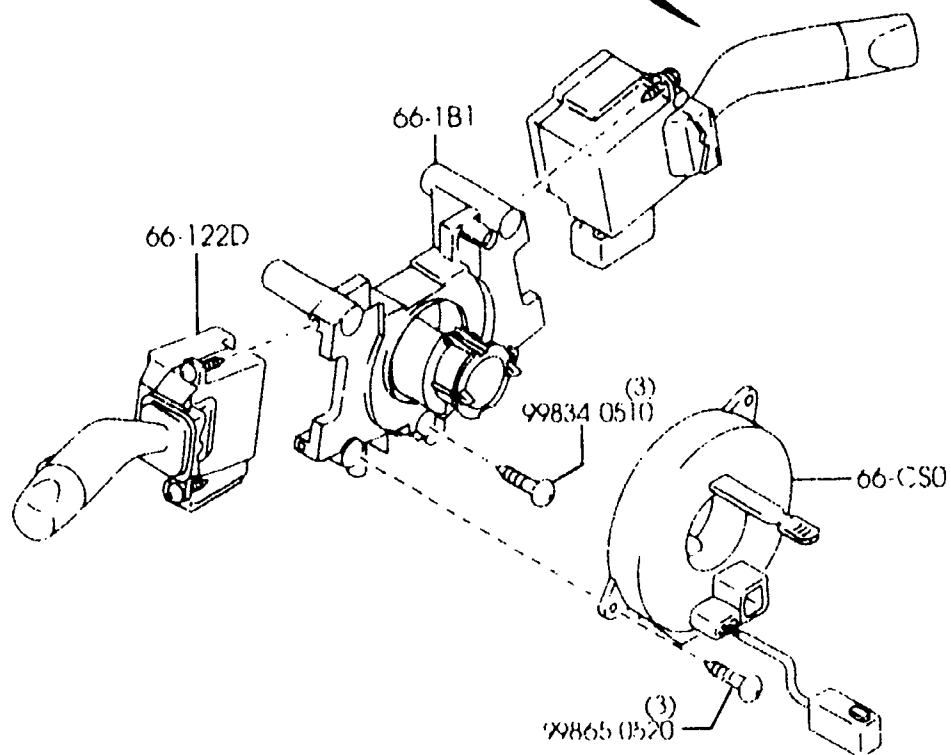
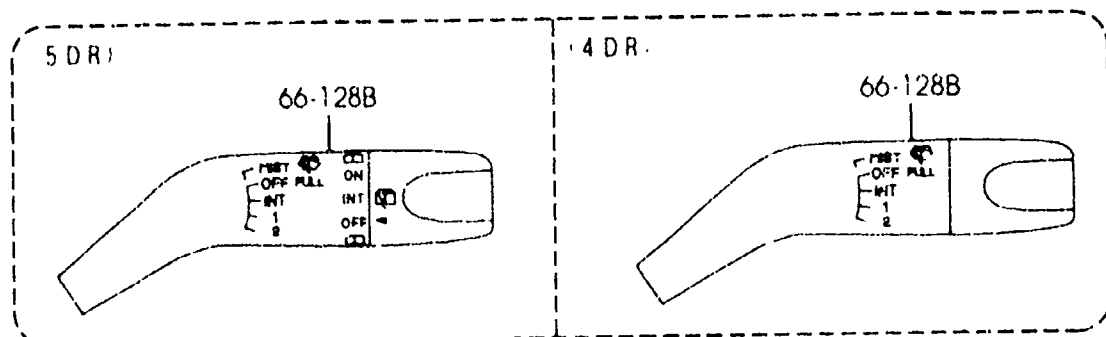


PART NO.	QTY	MODEL/RESTRICTION	MODEL/RESTRICTION	MODEL/RESTRICTION	FROM-TO
19-444		SWITCH, INHIBITOR	RELAIS		
FN01-21-444	1	MATSUSHITA (SUPPLIER IN SELECTI ON) (AT)	MATSUSHITA (B.V. AUTOM)		
FN11-21-444	1	YUSHIN (SUPPLIER IN SELECTI ON) (AT)	YUSHIN (B.V. AUTOM)		
21-445		WASHER, PLAIN-INHIBIT OR SW (AT)	LAVEUR, INTERRUPT. INH IBIT. (B.V. AUTOM)		
FU01-21-445A	2				
21-446		WASHER, DISHED	RONDELLE, EMBOUTI-INT ER. I (B.V. AUTOM)		
FU01-21-446A	2	(AT)			
56-5C0		STAY(R), SIDE STEP	ETAI(D), MARCHEPIED L ATRAL		
*BN5V-56-5CX	1	(W/STRUT BAR)			
66-3A5		SPACER, ACTUATOR	ENTRETOISE, ACTUATOR		
UE54-66-3A5	2	(W/O STRUT BAR+W/O A UTO CRUISE CONT.)			1601-
*UE54-66-3A5	2	(W/STRUT BAR)			
66-772		GROMMET	COUVERCLE		
UE54-66-3A4	2	(W/O STRUT BAR+W/O A UTO CRUISE CONT.)			1601-
*UE54-66-3A4	2	(W/STRUT BAR)			
67-011C		CLIP	CLIP		
E356-18-141	2				
67-7403		RELAY, N.O.	RELAIS, N.O.		
CA01-67-730A	1	(W/AIR CON.)			
93-5104		HOSE	FLEXIBLE ESSENCE		
*9351-04999	1	L=1M CUT IT TO USE (W/O AUTO CRUISE CON T.)	L=1M CUT IT TO USE		
*99351-04999	1	L=1M CUT IT TO USE (W/STRUT BAR)	L=1M CUT IT TO USE		
1601 BJ22* -480682					

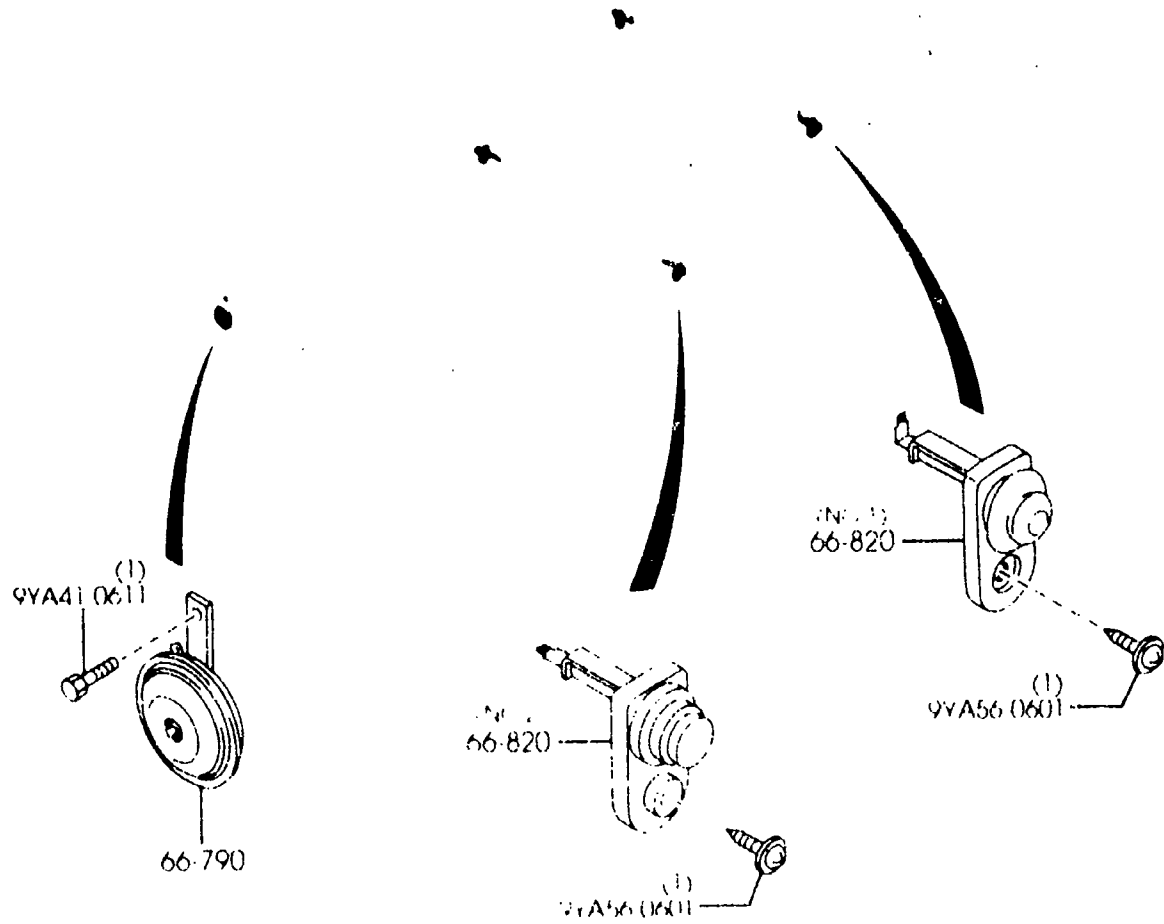


① (NO 1) 55-225B 	② (NO 2) 55-225B 	③ 66-170D
④ 66-480 	⑤ 66-6R0A 	

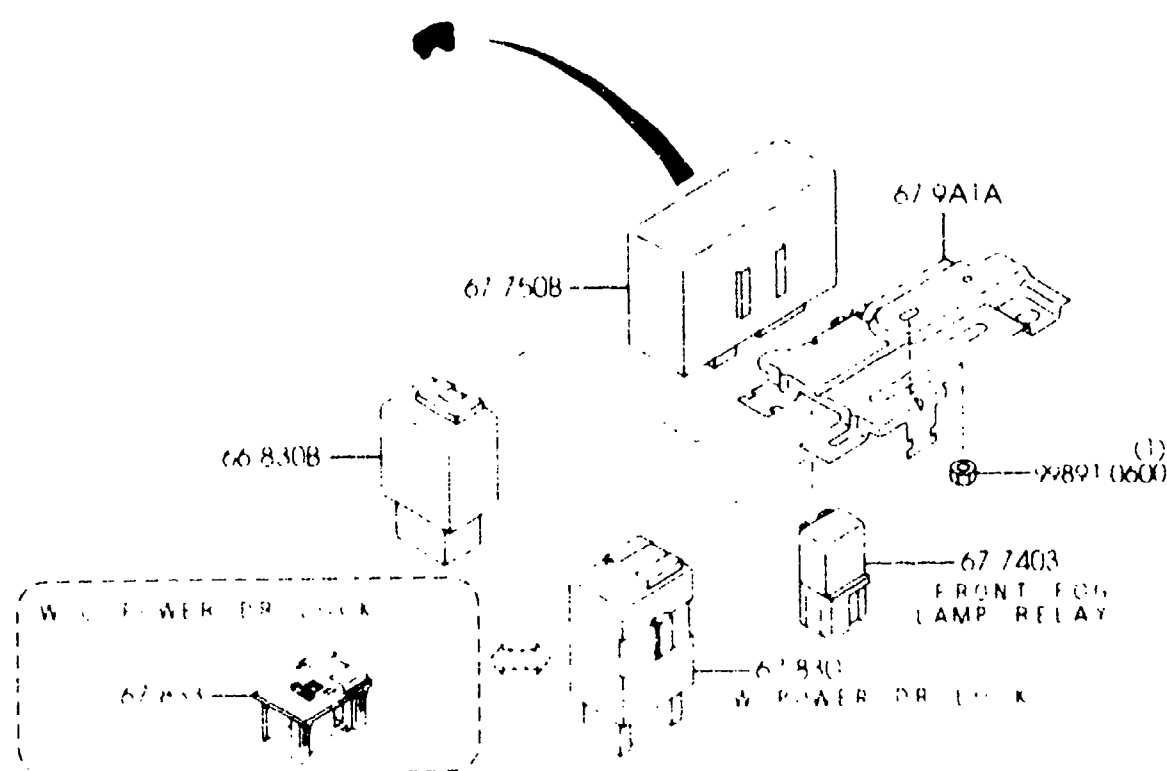
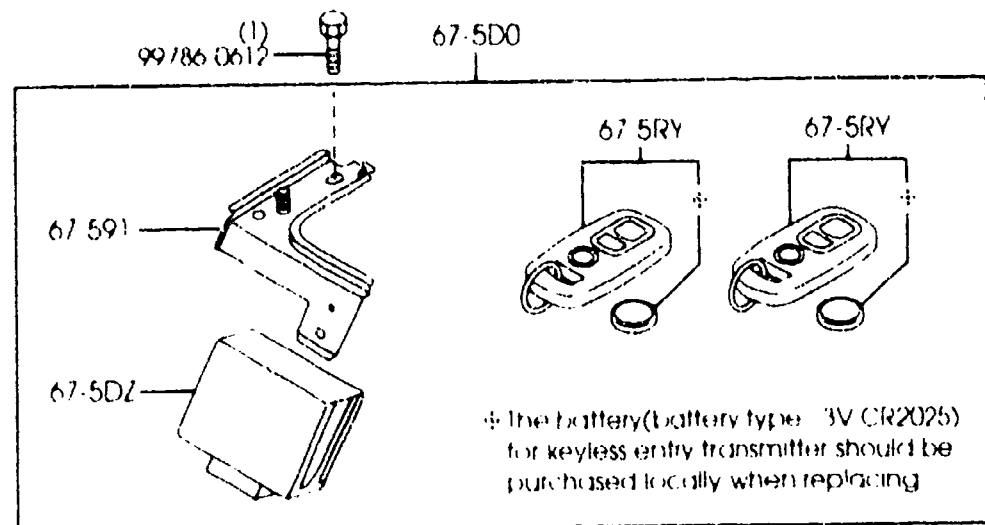
PART NO.	QTY	MODEL/RESTRICTION	MODEL/RESTRICTION	MODEL/RESTRICTION	FROM-TO
55-225B		COVER, HOLE	COUVERCLE		
GE4T-55-225A	1	(ILLUST. NO.1) (W/FOG LAMP-NORMAL TYPE)			
GE4T-55-225A	2	(ILLUST. NO.1) (W/O FOG LAMP)			
G14F-55-225A	1	(ILLUST. NO.2)			
66-170D		SWITCH, HAZARD	COMMUNTEUR, HAZARD		
B25E-66-4H0	1	TOKAI RIKA	TOKAI RIKA		
22	INT-	BN3 BROWN	BN3 BRUN		
65	INT-	BN1 BN2 BN4 OFF-BLACK	BN1 BN2 BN4 NOIR CLAIR		
66-250		LIGHTER, CIGAR	ALLUME-CIGARE		
F146-66-250	1	(ILLUMI. AMBER)			
G13H-66-250	1	(ILLUMI. GREEN)			
66-251		RING, ILLUMINATION	ANNEAU, ECLAIRAGE TABLEAU		
B001-66-251	1	(ILLUMI. GREEN)			
N066-66-251	1	(ILLUMI. AMBER)			
66-252A		PLUG, CIGAR LIGHTER	FICHE, ALLUME-CIGARE		
C001-66-252	1				
66-480		SWITCH, FOG-FRONT	INTERR., ANTIBROU.-AV		
D342-66-480	1	STANLEY (ILLUMI. AMBER)	STANLEY		
GE4T-66-480	1	STANLEY (ILLUMI. GREEN)	STANLEY		
66-462		BULB 'B', SWITCH-RR DE FOGER	AMPOULE 'B', INTERRUPT-A. BR		
GJ21-66-462	1				
66-591A		BULB	AMPOULE, INT'RPT PARC LANG		
GA2A-66-461	1	(W/FOG LAMP-NORMAL TYPE)			
66-6R0A		UNIT, RESISTOR	UNITE, REGISTANCE		
BN4G-66-6R0	1	(ILLUMI. AMBER)			
GE4T-66-6R0B	1	(ILLUMI. GREEN)			



PART NO	QTY	MODEL/RESTRICTION	MODEL/RESTRICTION	MODEL/RESTRICTION	FROM 10
66-CS0		SPRING,CLOCK	RESSORT MONTRE		
GE8C-66-CS0A	1	TOKAI RIKA (SUPPLIER IN SELECTION)	TOKAI RIKA		
N066-66-CS0	1	ALPS (SUPPLIER IN SELECTION)	ALPS		
66-181		SWITCH,COMBINATION B	INTERRUPT.,CORPS COM		
GE6T-66-181	1		B.		
66-122D		LEVER,LIGHT-COMB.SW	LEVIER,ECLAIRAGE,INT		
GE4T-66-122	1		ERRU.		
66-128B		LEVER,WIPER-COMB. SW	LEVIER,ESSUY.-INTERR		
GE4T-66-128	1	ITCH	UPT.		
		(5DR)	(5PRTS)		
GE6L-66-128	1	(4DR)	(4PRTS)		



PART NO	QTY	MODEL/RESTRICTION	MODEL/RESTRICTION	MODEL/RESTRICTION	FROM TO
66-790		HORN, LOW TONE	KLAXON, GRAVE		
B30E-66-790	1				
66-820		SWITCH, DOOR	RUPTEUR, PORTE		
B25E-66-540A	2 (ILLUST. NO.1)				
C100-66-540	2 (ILLUST. NO.2)				

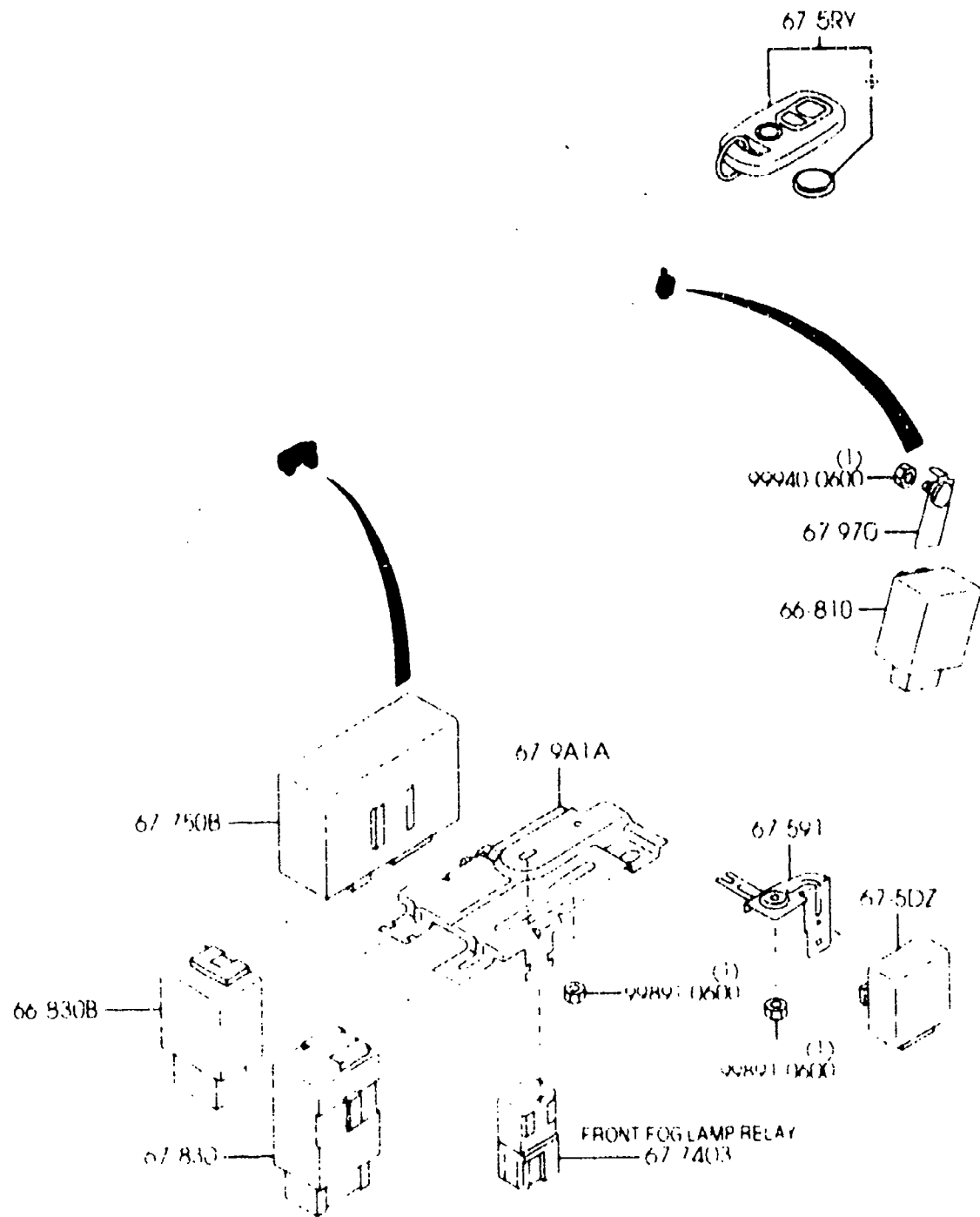


PART NO	QTY	MODEL/RESTRICTION	MODEL/RESTRICTION	MODEL/RESTRICTION	FROM TO
66-830B LC62-66-830	1	UNIT,FLASHER	CENTRALE DE CLIGNOTEMENT		
67-5DZ BL8D-67-5DZ	1	KEYLESS ENTRY SET (W/KEY LESS ENTRY)	JEU ENTREE SANS CLE		
67-5D0 BL8D-67-5D0A	1	UNIT/TRANSMITTER,KEY LESS (W/KEY LESS ENTRY)	GROUPE/TRANSFIT,SANS-CLE		
67-5RY BL8D-67-5RY	2	TRANSMITTER SET,KEYLESS (W/KEY LESS ENTRY)	JEU TRANSMETTEUR,SANS CLE		
67-591 BL8D-67-5D8	1	BRACKET (W/KEY LESS ENTRY)	SUPPORT		
67-7403 B150-67-730	1	RELAY,N.O. (FRONT FOG LAMP RELAY)	RELAIS,N.O.		
67-750B NC11-67-750	1	UNIT,CONT.-RUNNING LAMP (W/RUNNING LAMP)	GROUPE,CONTROLE-LA-COUR.		
67-830 BG1P-67-830	1	UNIT,DOOR LOCK & TIMER (W/POWER DR LOCK+W/O KEY LESS ENTRY)	UNITE,VERROU PORTE & MIN.		
67-830 BJ0G-67-830	1	(KEY LESS ENTRY RELAY) (W/POWER DR LOCK+W/KEY LESS ENTRY)			
67-833 B25D-67-833	1	CONNECTOR,DUMMY-DOOR (W/O POWER DR LOCK)	RACCORD,FAUX-VERROU PORT		
67-9A1A BL2A-67-9A1	1	BRACKET,RELAY	SUPPORT,RELAIS		

6630B BODY RELAYS & UNIT
(5-DOOR)

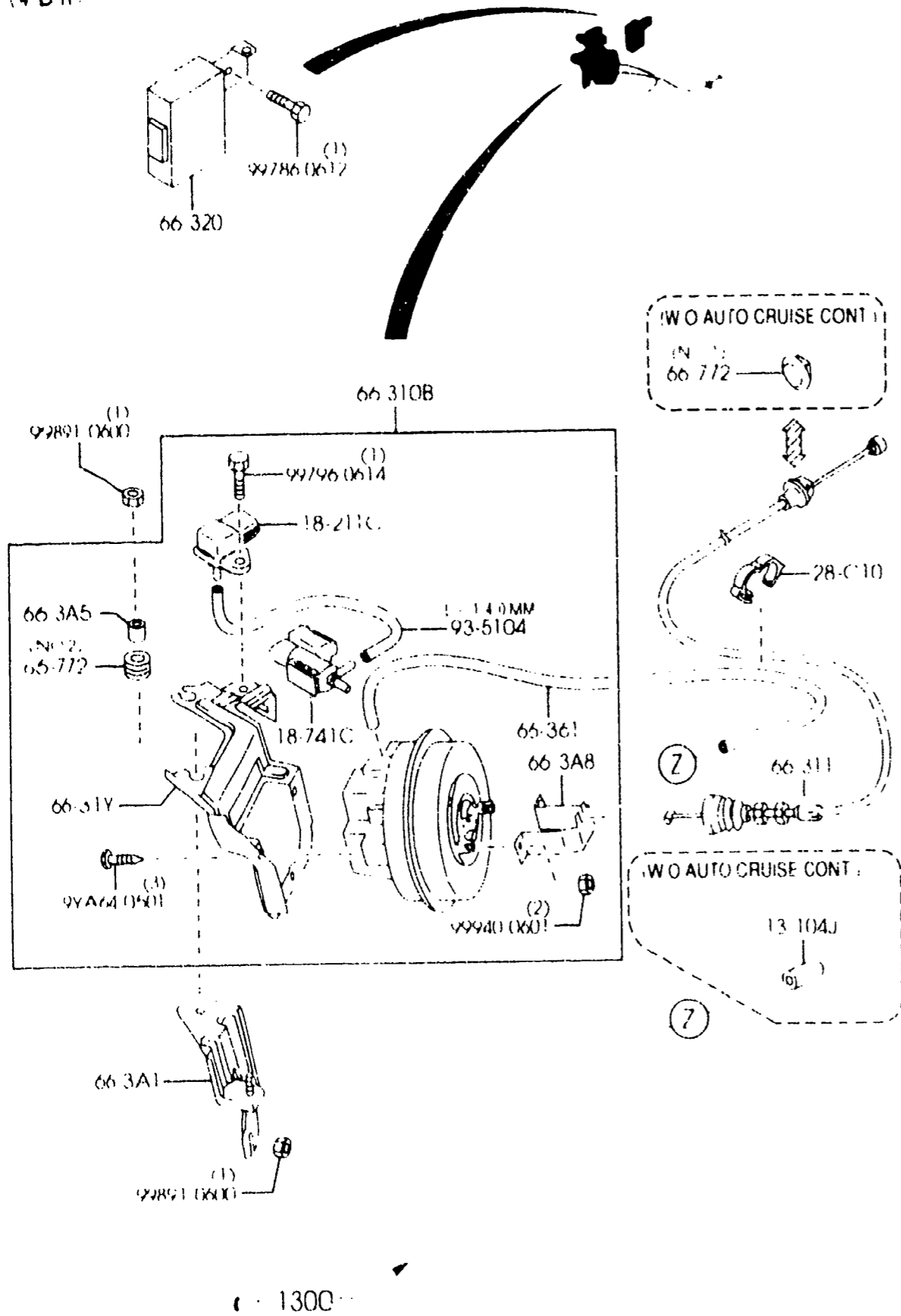
6630B -1 BODY RELAYS & UNIT
(5-DOOR)

* The battery (battery type 3V CR2025) for keyless entry transmitter should be purchased locally when replacing

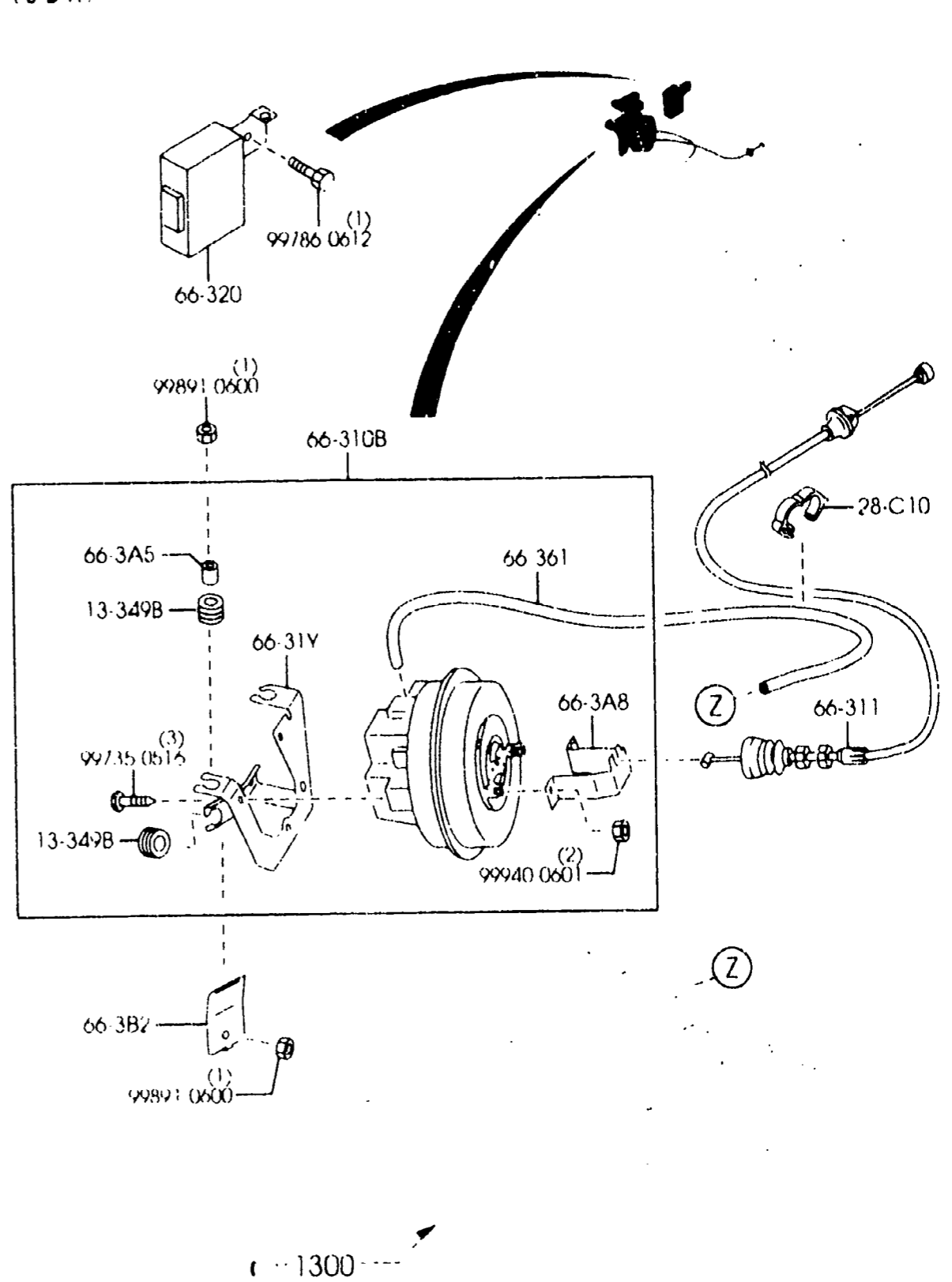


PART NO	QTY	MODEL/RESTRICTION	MODEL/RESTRICTION	MODEL/RESTRICTION	FROM TO
66-810 GE4T-66-810A	1	UNIT, RELAY-INTERMIT	UNITE, RELAIS-INTERMI TTENT		
66-830B LC62-66-830	1	UNIT, FLASHER	CENTRALE DE CLIGNOTE MENT		
67-5DZ BL8D-67-5DZ	1	KEYLESS ENTRY SET	JEU ENTREE SANS CLE		
67-5RY BL8D-67-5RY	2	TRANSMITTER SET, KEYL ESS	JEU TRANSMETTEUR, SAN S CLE		
67-591 BN5V-67-5D8	1	BRACKET	SUPPORT		
67-7403 B150-67-730	1	RELAY, N.O. (FRONT FOG LAMP RELA Y)	RELAIS, N.O.		
67-750B MNC72-67-750	1	UNIT, CONT. - RUNNING L AMP (W/O ROOF RAIL)	GROUPE, CONTROLE-LA. COUR. (SANS GALERIE)		
67-830 BJ0G-67-830	1	UNIT, DOOR LOCK & TIM ER	UNITE, VERROU PORTE & MIN.		
67-9A1A BL2A-67-9A1	1	BRACKET, RELAY	SUPPORT, RELAIS		
67-970 B25H-67-9D1	1	BRACKET, RELAY	SUPPORT DE RELAIS		

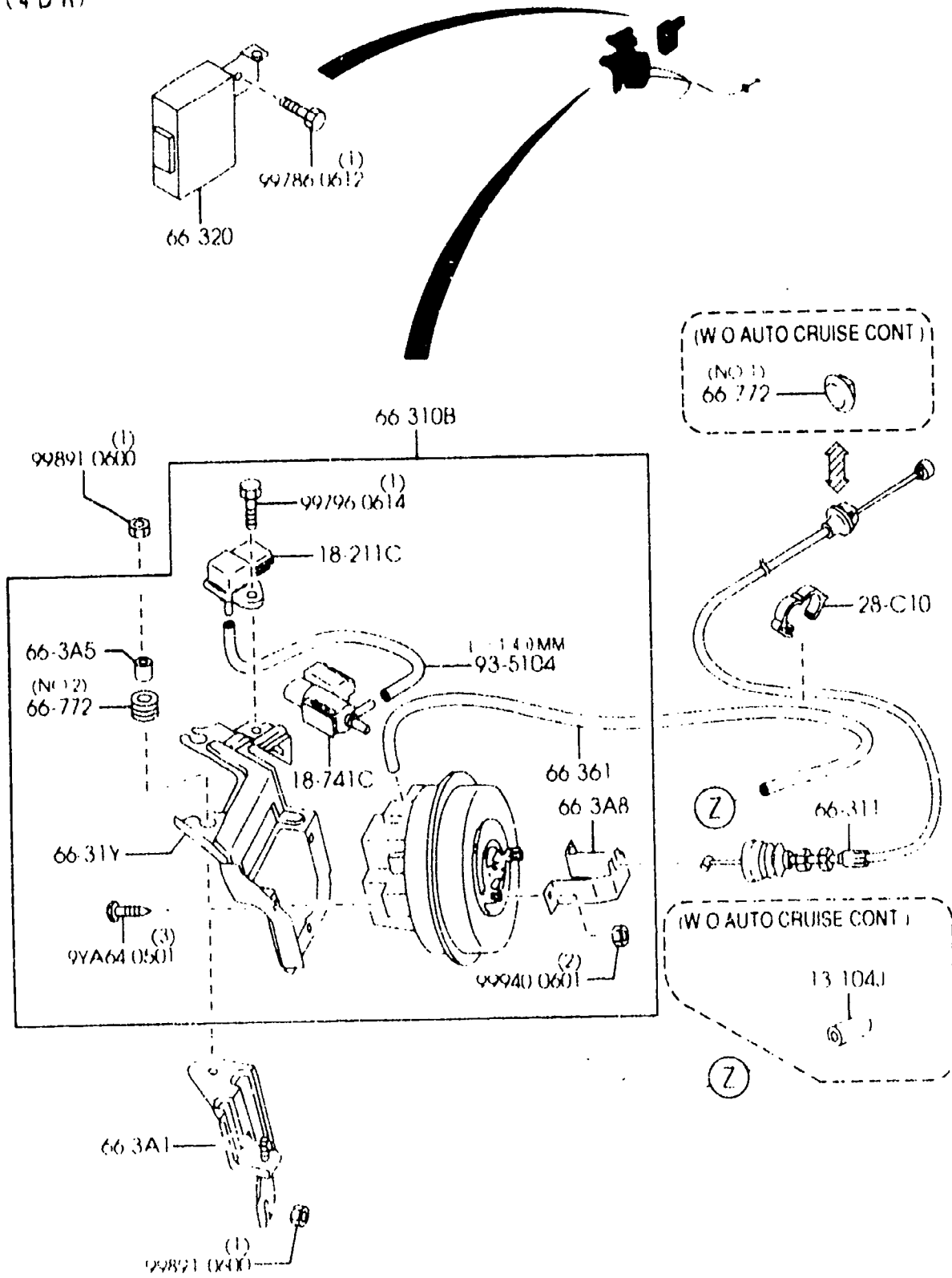
(4 DR)



(5 DR)

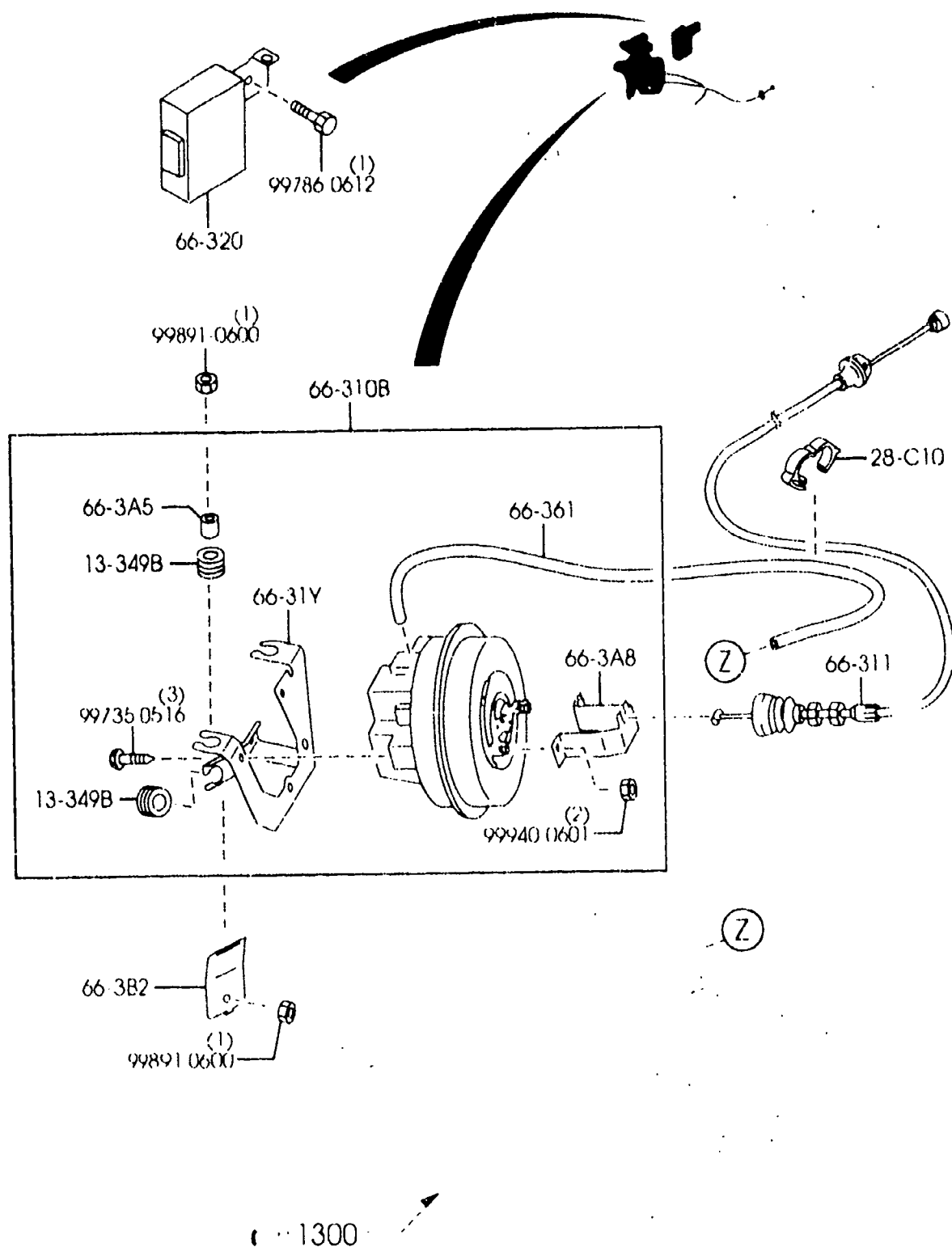


(4DR)



PART NO	QTY	MODEL/RESTRICTION	MODEL/RESTRICTION	MODEL/RESTRICTION	FROM-TO
13-104J		CAP, BLIND	BOUCHON		
1010-13-104	1	(W/O AUTO CRUISE CONT.)			
13-349B		INSULATOR	ISOLATEUR		
B657-13-349	3	(5DR)	(5PRTS)		
18-211C		SENSOR, BOOST	CAPTEUR DE DEPRESSION D'ADM.		
KL47-18-211A	1	(4DR)	(4PRTS)		
18-741C		VALVE, SOLENOID	SOUPAPE DE SOLENOID		
BP4V-18-741	1	(4DR)	(4PRTS)		
28-C10		BAND, PIPE	BANDE, TUYAU		
JE48-18-868	1				
66-3A1		BRACKET, ACTUATOR-A.C.	SUPPORT, ACTUAT. -COM. AUTO		
BJOF-66-3BXA	1	(4DR)	(4PRTS)		
66-3A5		SPACER, ACTUATOR	ENTRETOISE, ACTUATOR		
UE54-66-3A5	2	(5DR)	(5PRTS)		
UE54-66-3A5	3	(4DR)	(4PRTS)		
66-3AB		HOLDER, WIRE-ACTUATOR	ETRIER, CABLE-ACTUATOR		
LC62-66-3AB	1				
66-3B2		BRACKET, ACTUATOR	SUPPORT, ACTUATEUR		
BN5W-66-3B2	1	(5DR)	(5PRTS)		
66-31Y		BRACKET, ACTUATOR-A.C.	SUPPORT, ACTUAT. -COM. AUTO		
BN5W-66-3AY	1	(5DR)	(5PRTS)		
BJOF-66-3BYB	1	(4DR)	(4PRTS)		
66-310B		ACTUATOR, A.C.C.	COMMANDE		
BN5W-66-310A	1	(5DR)	(5PRTS)		
BLBH-66-310A AN(BLBH-66-310B)	1	(4DR)	(4PRTS)		-1212
BLBH-66-310B	1	(4DR)	(4PRTS)		1212-
66-311		WIRE, A.C.C.	FIL,		
BLBD-66-311A	1	((4DR))>(2000)	((4PRTS))>(2000)		
1212 BJ22* -434148					

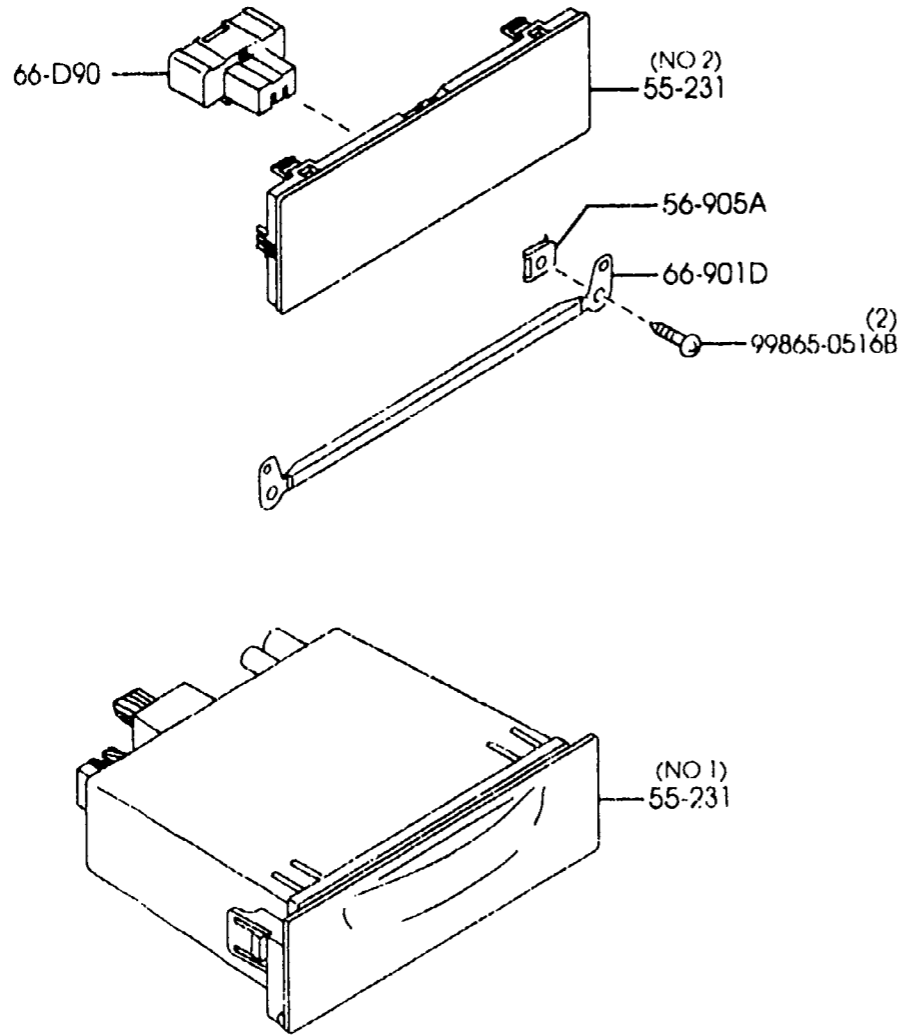
(5DR)



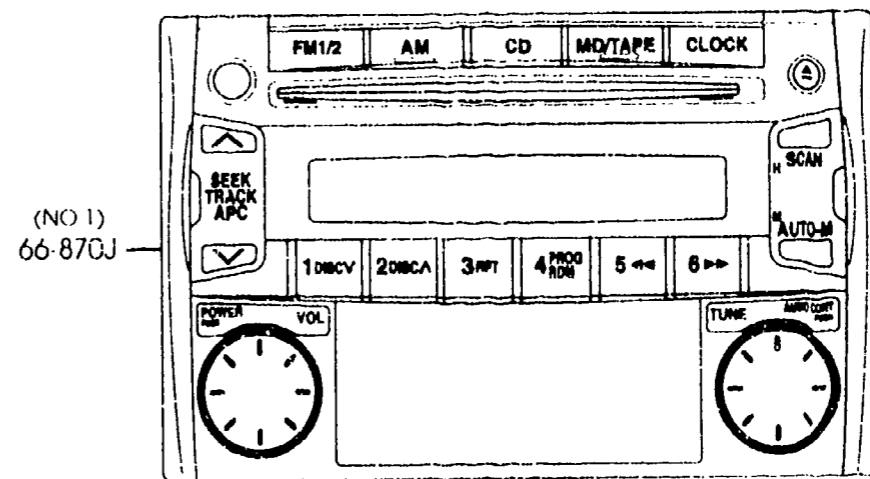
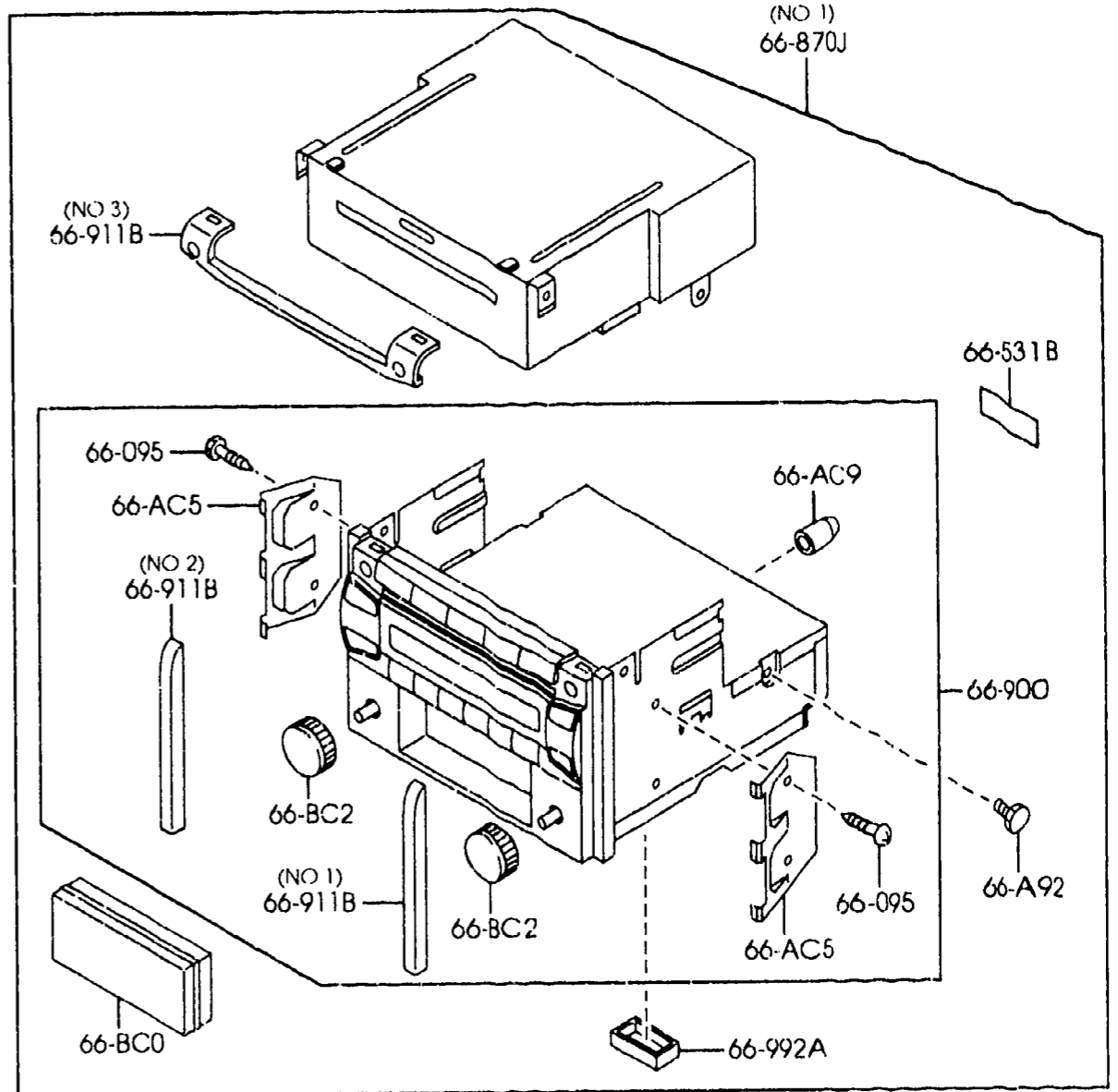
6640A -2 * AUTO CRUISE CONTROL SYSTEM

PART NO.	QTY	MODEL/RESTRICTION	MODEL/RESTRICTION	MODEL/RESTRICTION	FROM-10
CONT'D		(5DR)	(5PRTS)		
BL8H-66-311A	1	((4DR)>(1600))	((4PRTS)>(1600))		
66-320		BOX, A.C.C.	BOITE		
BL8D-66-320A	1	((4DR)>(1600))	((4PRTS)>(1600))		
BL8M-66-320	1	((4DR)>(2000)) (5DR)	((4PRTS)>(2000)) (5PRTS)		
66-361		PIPE, AUTO CRUISE CON TROL	TUYAU, REGLAGE AUTO-V OYAGE		
BJ0F-66-361B	1				
66-772		GROMMET	COUVERCLE		
B092-41-661	1	(ILLUST. NO.1) (W/O AUTO CRUISE CON T.)			
UE54-66 3A4	3	(ILLUST. NO.2) (4DR)	(4PRTS)		
93-5104		HOSE	FLEXIBLE ESSENCE		
99351-04999	1	L=1M CUT IT TO USE (4DR)	L=1M CUT IT TO USE (4PRTS)		

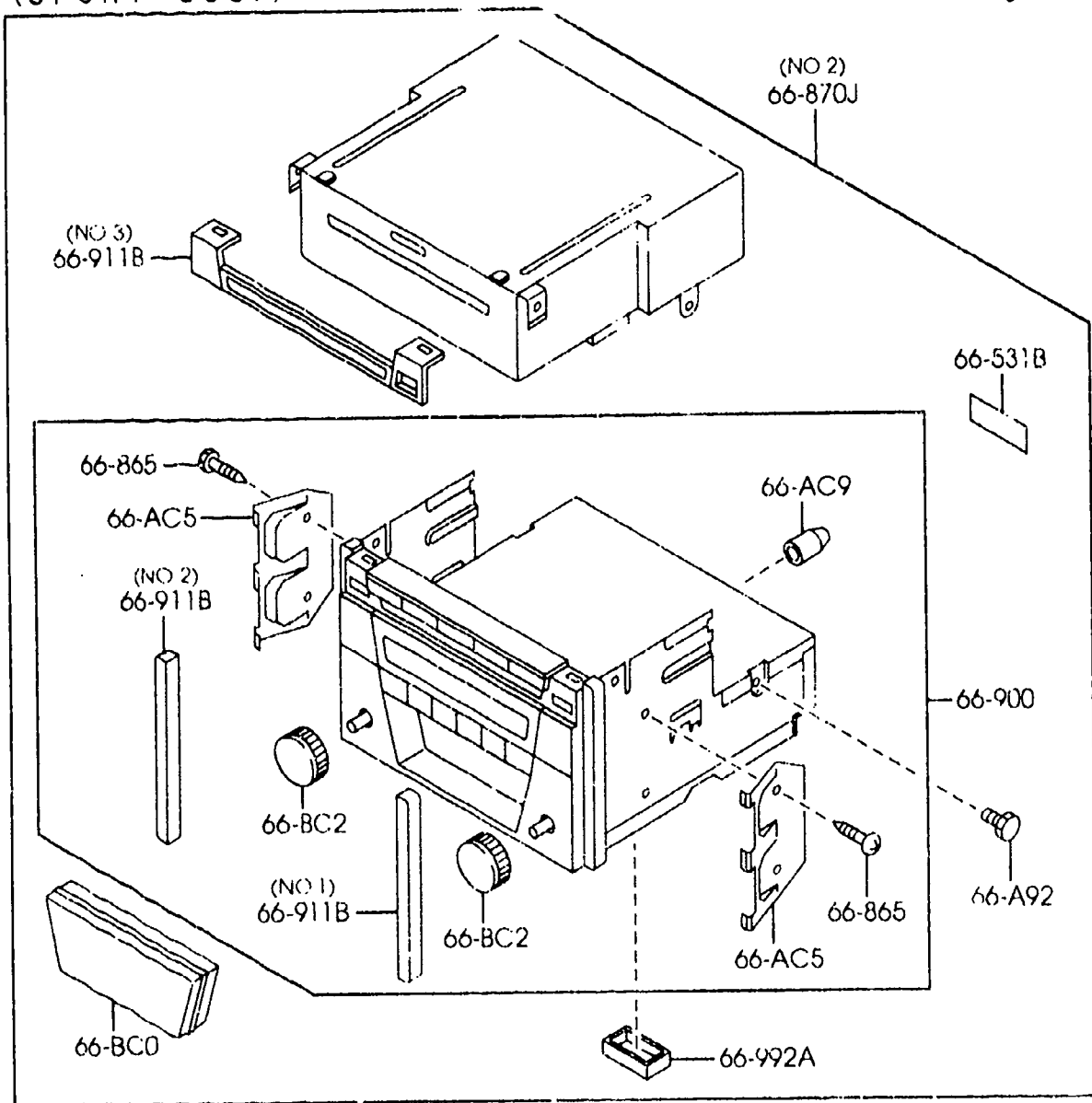
(W/O C. DISC)
(MPS SUSP)



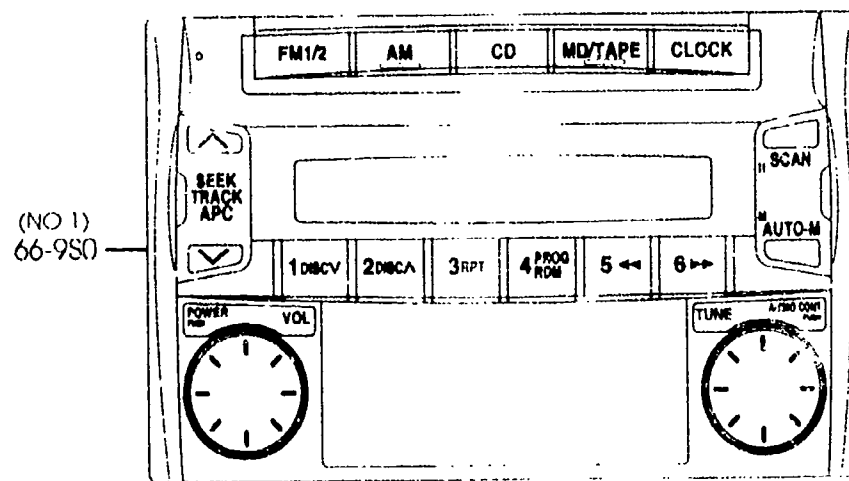
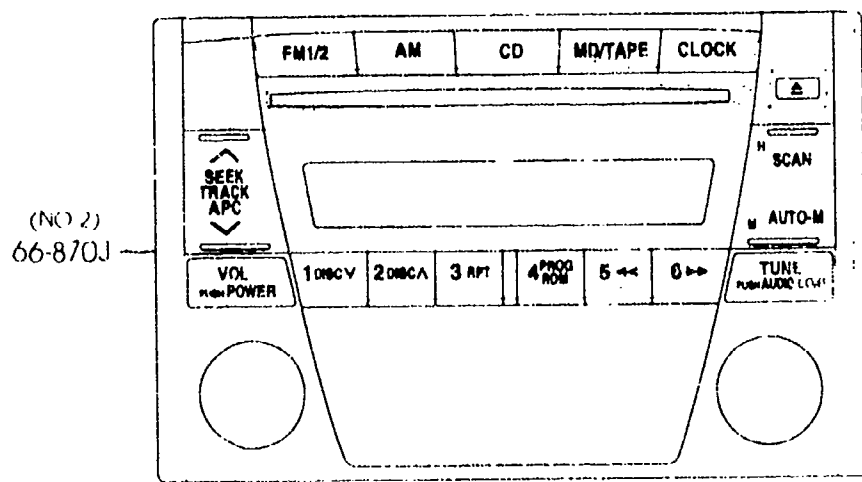
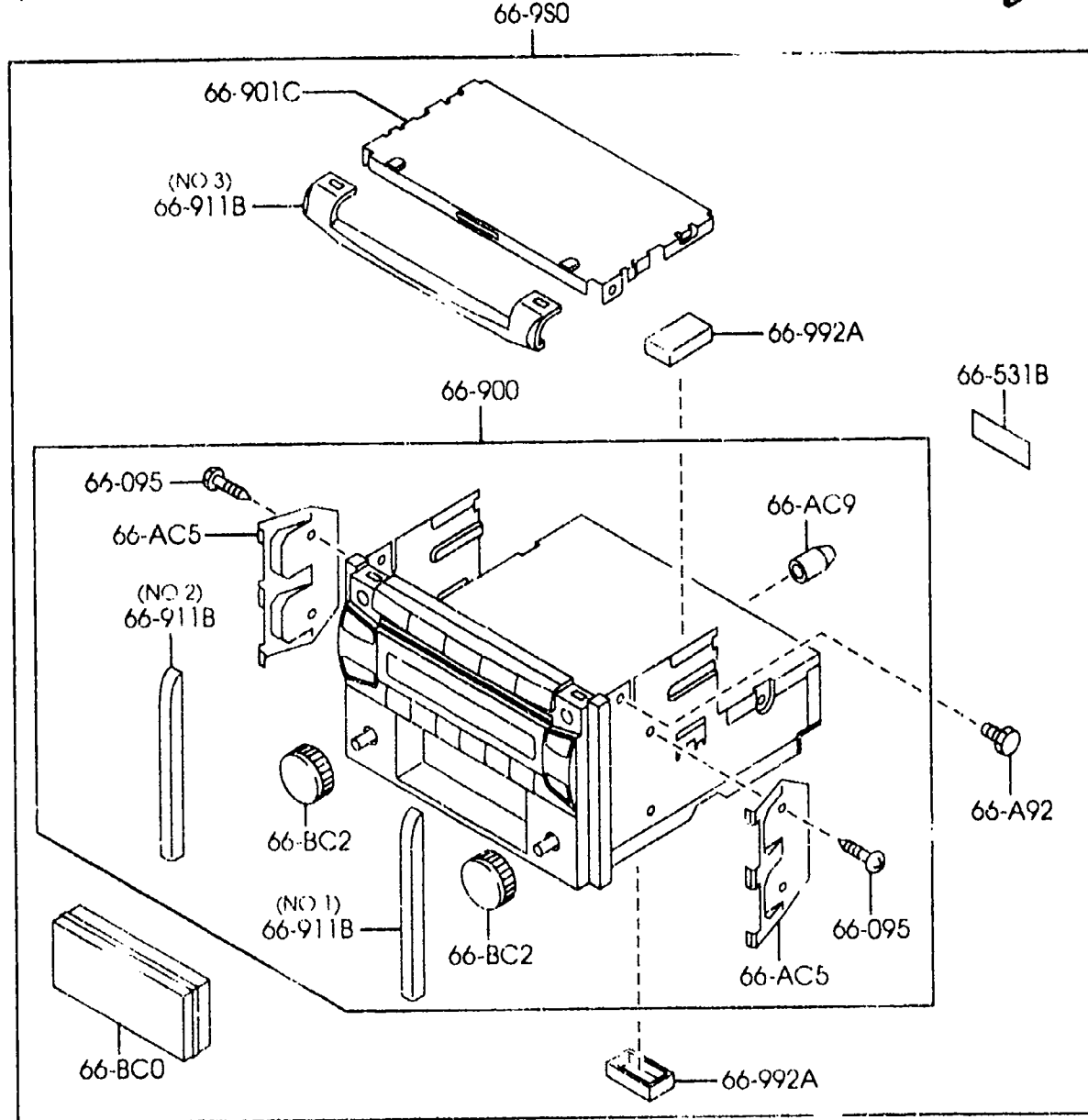
(W/C. DISC+ILLUMI. AMBER)
(SPORT SUSP)



(W/C DISC+ILLUMI. GREEN)
(SPORT SUSP)

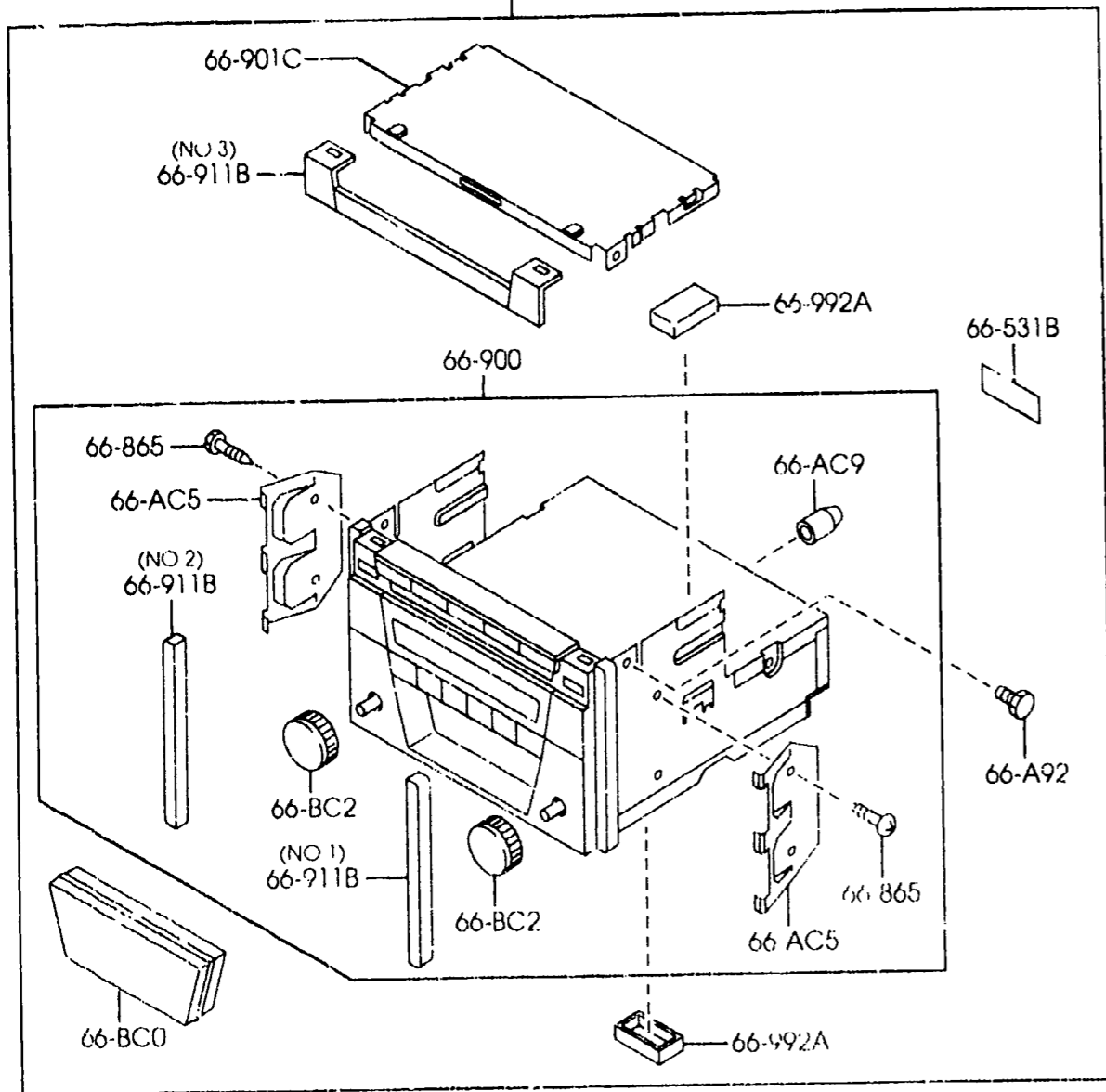


(W/O C. DISC+ILLUMI. AMBER)
(SPORT SUSP)

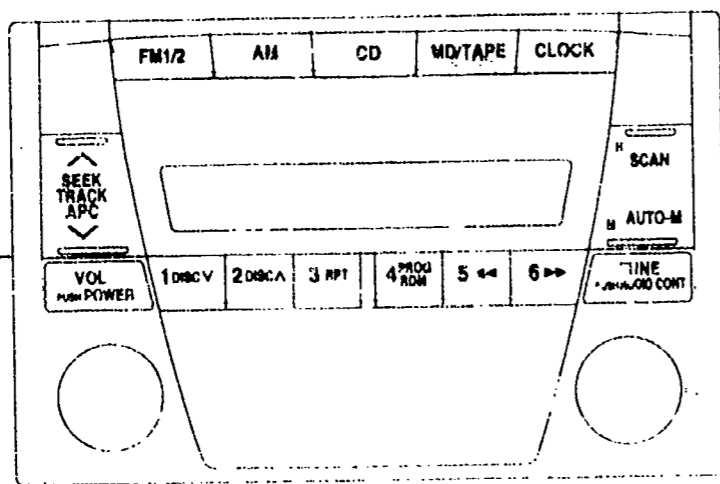


(W/O C. DISC ILLUMI. GREEN)
(SPORT SUSP)

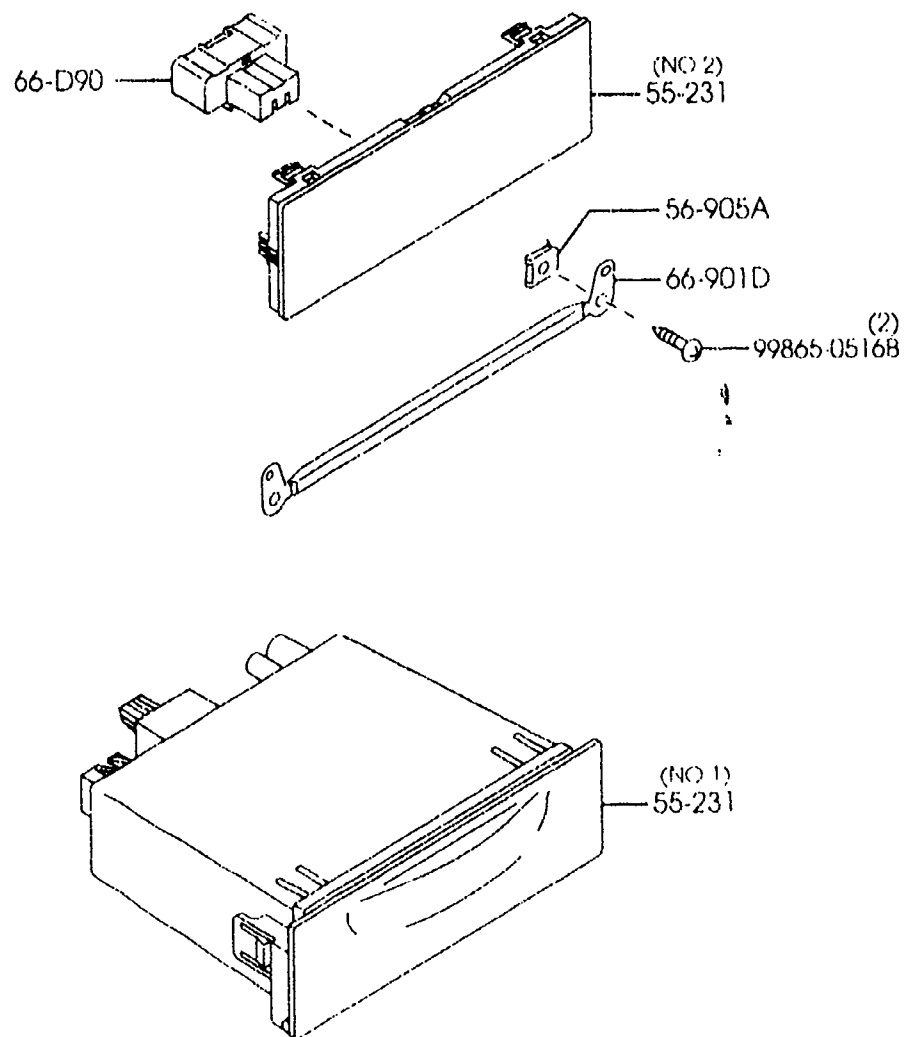
(NO 2)
66-950



(NO 2)
66-950

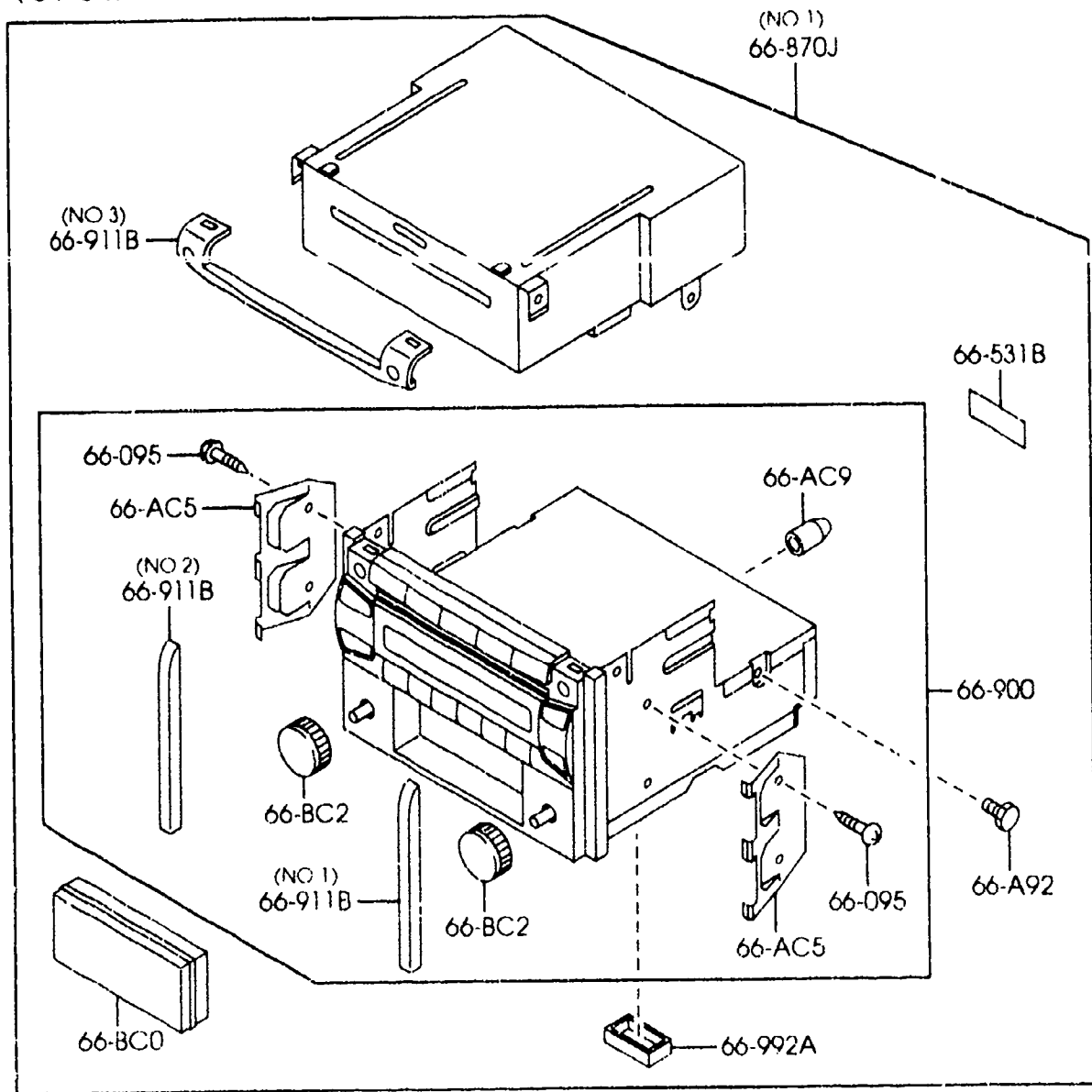


(W/O C. DISC)
(MPS SUSP)

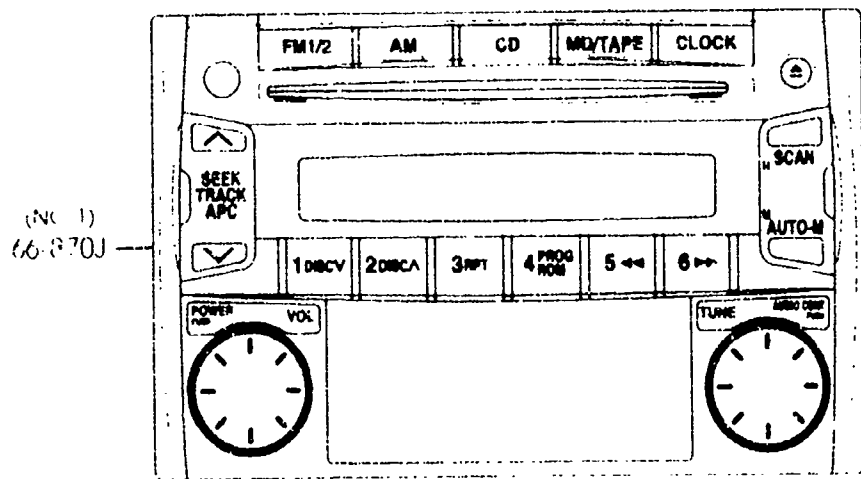


PART NO.	QTY	MODEL/RESTRICTION	MODEL/RESTRICTION	MODEL/RESTRICTION	FROM-TO
55-231	1	ORNAMENT, STEREO	SIGLE, STEREO		
BJ1H-66-910	1	(ILLUST. NO. 1) (W/O C. DISC) (MPS SUSP)	(SUSP. MPS)		
803A-66-9M0	1	(ILLUST. NO. 2) (W/O C. DISC) (MPS SUSP)	(SUSP. MPS)		
56-905A	2	NUT, SPRING	ECROU		
B092-60-40d	2	(W/O C. DISC) (MPS SUSP)	(SUSP. MPS)		
66-AC5	2	SPRING, AUDIO	RESSORT, AUDIO		
B30E-66-AC5	2	(ILLUMI. GREEN) (SPORT SUSP)	(SUSP. SPORTIVE)		
TC86-66-AC5	2	(ILLUMI. AMBER) (SPORT SUSP)	(SUSP. SPORTIVE)		
66-AC9	1	RUBBER, REAR-ET/ED CO MBI.	CAOUTCHOUC, ARRIERE		
B30E-66-AC9	1	(ILLUMI. GREEN) (SPORT SUSP)	(SUSP. SPORTIVE)		
TC86-66-AC9	1	(ILLUMI. AMBER) (SPORT SUSP)	(SUSP. SPORTIVE)		
66-A92	2	SCREW, ANTENNA	VIS, ANTENNE		
T060-66-A92	2	(W/O C. DISC) (SPORT SUSP)	(SUSP. SPORTIVE)		
T060-66-A92	4	(W/O C. DISC) (SPORT SUSP)	(SUSP. SPORTIVE)		
66-BC0	1	PANEL, ESCUTCHEON	PANNEAU CACHE		
B30E-66-BC0	1	(ILLUMI. AMBER) (SPORT SUSP)	(SUSP. SPORTIVE)		
E116-66-BC0	1	(ILLUMI. GREEN) (SPORT SUSP)	(SUSP. SPORTIVE)		
66-BC2	2	KNOB, VOLUME-TUNER & DECK	BOUTON, VOLUME-D. ACC & RG		
E116-66-BC1	2	(ILLUMI. GREEN) (SPORT SUSP)	(SUSP. SPORTIVE)		
F146-66-BC1	2	(ILLUMI. AMBER) (SPORT SUSP)	(SUSP. SPORTIVE)		
66-D90	1	ADAPTER, AV	CONNECTEUR CABLE, AV		
B30D-66-D90	1	(W/O C. DISC) (MPS SUSP)	(SUSP. MPS)		

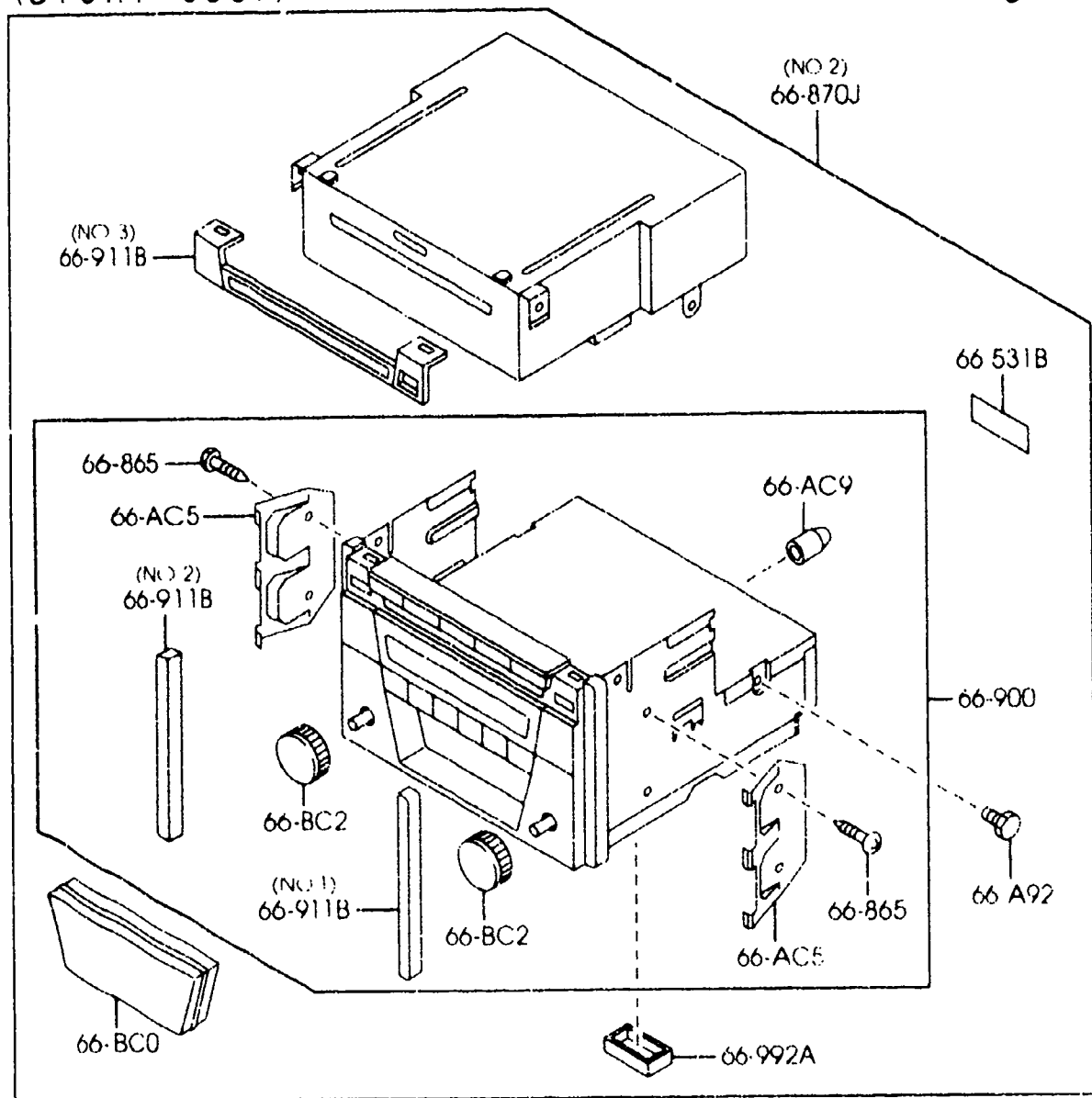
(W/C. DISC+ILLUMI. AMBER)
(SPORT SUSP)



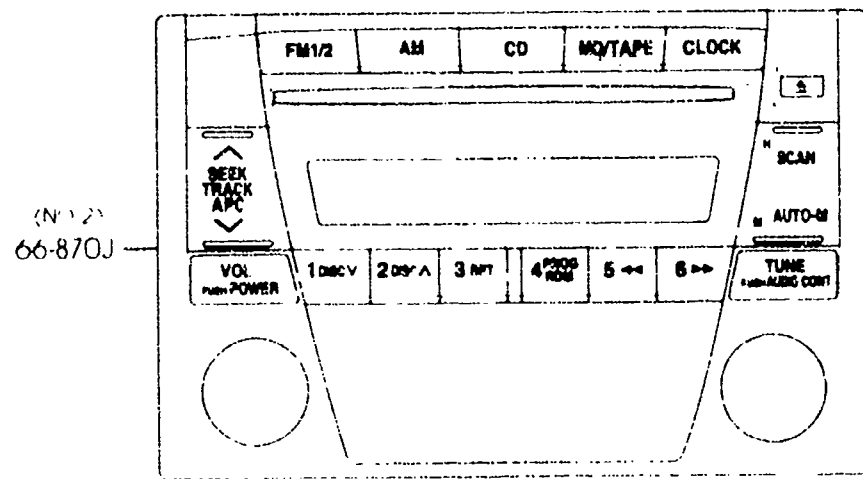
PART NO.	QTY	MODEL/RESTRICTION	MODEL/RESTRICTION	MODEL/RESTRICTION	FROM-TO
66-095		SCREW	VIS		
TC86-66-B31	4	(ILLUMI. AMBER) (SPORT SUSP)	(SUSP. SPORTIVE)		
66-531B		PAD	FIBRANNE		
BL8G-66-AB7	1	(SPORT SUSP)	(SUSP. SPORTIVE)		
66-865		SCREW	VIS		
T060-66-B31	4	(ILLUMI. GREEN) (SPORT SUSP)	(SUSP. SPORTIVE)		
66-870J		AUDIO SET	AUDIO-KIT		
BL8E-66-9R0A	1	(ILLUST. NO.1) (W/C.DISC+ILLUMI. AMBER) (SPORT SUSP)	(SUSP. SPORTIVE)		
BL8G-66-9R0	1	(ILLUST. NO.2) (W/C.DISC+ILLUMI. GREEN) (SPORT SUSP)	(SUSP. SPORTIVE)		
66-950		RADIO SET,AUTO	JEU RADIO,AUTO		
BL8D-66-950A	1	(ILLUST. NO.1) (W/O C.DISC+ILLUMI. AMBER) (SPORT SUSP)	(SUSP. SPORTIVE)		
BL8F-66-950A	1	(ILLUST. NO.2) (W/O C.DISC+ILLUMI. GREEN) (SPORT SUSP)	(SUSP. SPORTIVE)		
66-900		TUNER	TUNER		
BL8D-66-AS0	1	(ILLUMI. AMBER) (SPORT SUSP)	(SUSP. SPORTIVE)		
GJ4H-66-AS0	1	(ILLUMI. GREEN) (SPORT SUSP)	(SUSP. SPORTIVE)		
66-901C		BRACKET,AMP	BRAS DE POTENCE		
B30E-66-9B1	1	(W/O C.DISC) (SPORT SUSP)	(SUSP. SPORTIVE)		
66-901D		BRACKET,AUDIO	SUPPORT,AUDIO		
TA06-66-9B1	1	(W/O C.DISC) (MPS SUSP)	(SUSP.MPS)		
66-911B		COVER,HCLE	BOUCHON		
F146-66-BC4	1	(ILLUST. NO.1) (ILLUMI. AMBER)			



(W/C. DISC+ILLUMI. GREEN)
(SPORT SUSP)

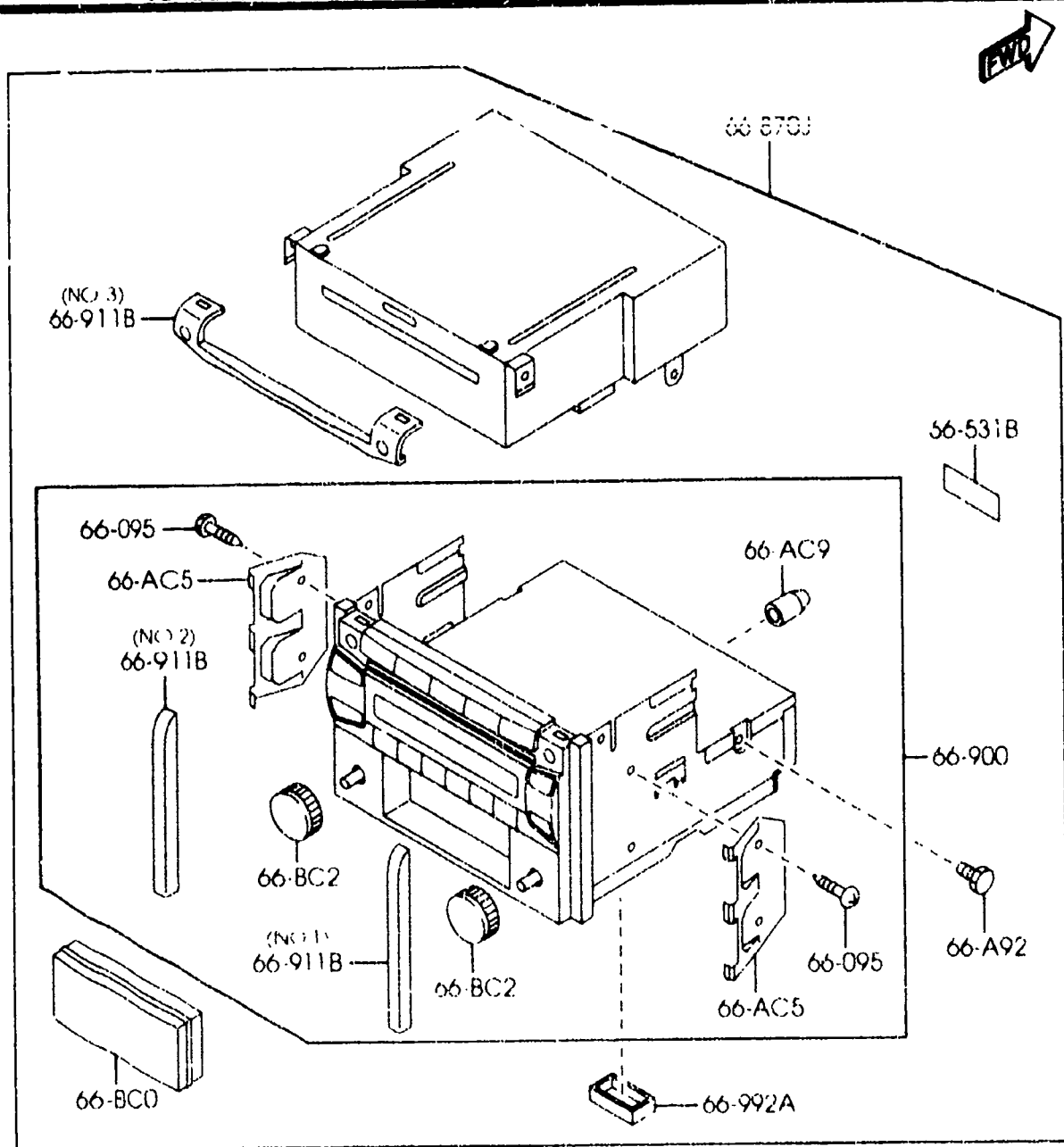


PART NO.	QTY	MODEL/RESTRICTION	MODEL/RESTRICTION	MODEL/RESTRICTION	FROM TO
CONT'D		(SPORT SUSP)	(SUSP. SPORTIVE)		
F147-66-BC4	1	(ILLUST. NO.2) (ILLUMI. AMBER) (SPORT SUSP)	(SUSP. SPORTIVE)		
B30E-66-BG4	1	(ILLUST. NO.3) (W/O C.DISC+ILLUMI. AMBER) (SPORT SUSP)	(SUSP. SPORTIVE)		
B30K-66-BG4	1	(ILLUST. NO.3) (W/C.DISC+ILLUMI. AM BER) (SPORT SUSP)	(SUSP. SPORTIVE)		
E116-66-BG4	1	(ILLUST. NO.3) (W/O C.DISC+ILLUMI. GREEN) (SPORT SUSP)	(SUSP. SPORTIVE)		
T060-66-BG4	1	(ILLUST. NO.3) (W/C.DISC+ILLUMI. GR EEN) (SPORT SUSP)	(SUSP. SPORTIVE)		
T060-66-BC4 AN(E116-66-BC4)	1	(ILLUST. NO.1) (ILLUMI. GREEN) (SPORT SUSP)	(SUSP. SPORTIVE)		-1201
T061-66-BC4	1	(ILLUST. NO.2) (ILLUMI. GREEN) (SPORT SUSP)	(SUSP. SPORTIVE)		-1201
E116-66-BC4	1	(ILLUST. NO.1) (ILLUMI. GREEN) (SPORT SUSP)	(SUSP. SPORTIVE)		1201-
E117-66-BC4	1	(ILLUST. NO.2) (ILLUMI. GREEN) (SPORT SUSP)	(SUSP. SPORTIVE)		1201-
↑-----↑ 66-992A ↑-----↑		COVER HOLE	BUCHON		
B30E-66-BR4	1	(W/C.DISC) (SPORT SUSP)	(SUSP. SPORTIVE)		
B30E-66-BR4	2	(W/O C.DISC) (SPORT SUSP)	(SUSP. SPORTIVE)		
1201 BJ22* -430345					

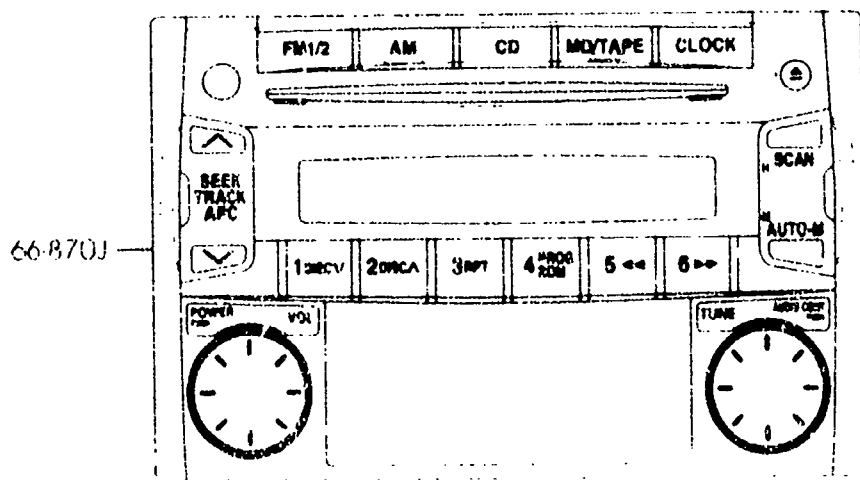


6680AA AUDIO SYSTEMS (RADIO & TAPE DECK)
(5-DOOR)

6680AA-1 * AUDIO SYSTEMS (RADIO & TAPE DECK)
(5-DOOR)



PART NO	QTY	MODEL/RESTRICTION	MODEL/RESTRICTION	MODEL/RESTRICTION	FROM TO
66-AC5		SPRING, AUDIO	RESSORT, AUDIO		
TC85-66-AC5	2				
66-AC9		RUBBER, REAR-ET/ED CO MBI.	CAOUTCHOUC, ARRIERE MBI.		
TC86-66-AC9	1				
66-A92		SCREW, ANTEINA	VIS, ANTENNE		
T060-66-A92	4				
66-BC0		PANEL, ESCUTCHEON	PANNEAU CACHE		
B30E-66-BC0	1				
66-BC2		KNOB, VOLUME-TUNER & DECK	BOUTON, VOLUME-D. ACC & RG		
F146-66-BC1	2				
66-095		SCREW	VIS		
TC84-66-B31	4				
66-531B		PAD	FIBRANNE		
BL8G-66-AB7	4				
66-870J		AUDIO SET	AUDIO-KIT		
BL8E-66-9ROA	1				
66-900		TUNER	TUNER		
BL8D-66-A50	1				
66-911B		COVER, HOLE	BOUCHON		
F146-66-BC4	1	(ILLUST. NO.1)			
F147-66-BC7	1	(ILLUST. NO.2)			
B30K-66-BG4	1	(ILLUST. NO.3)			
66-992A		COVER, HOLE	BOUCHON		
B30E-66-BR4	1				

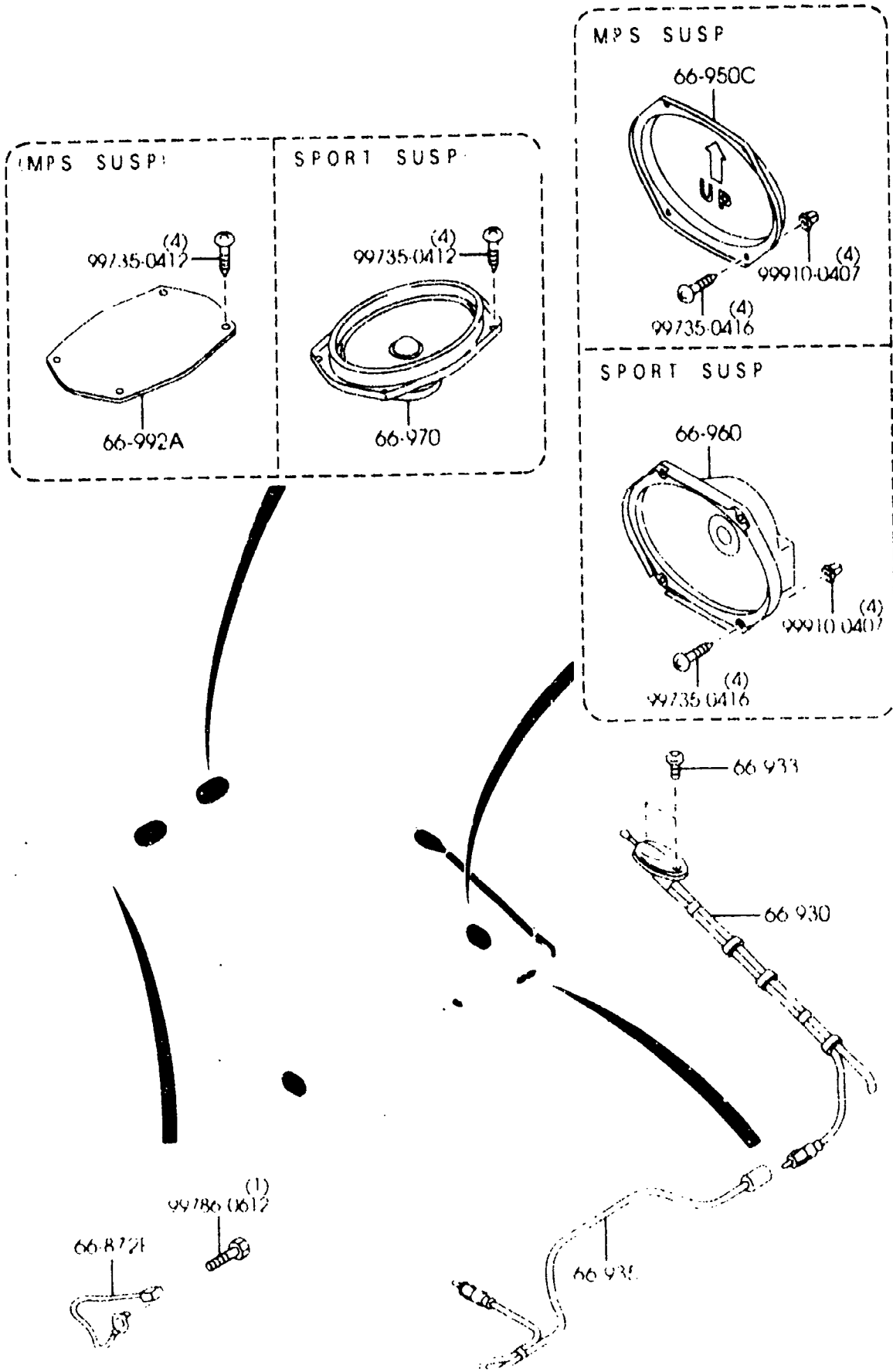


AUBA09

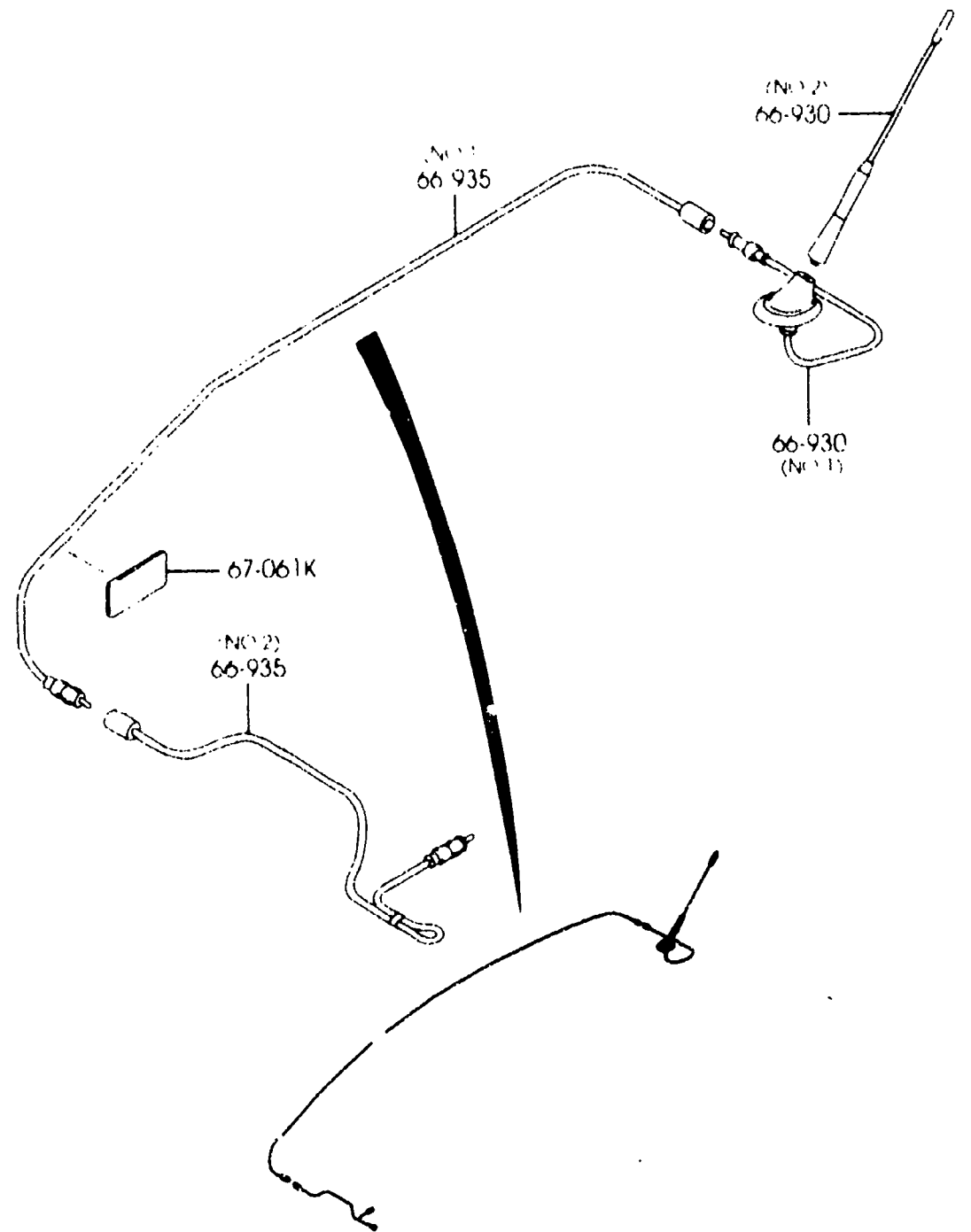

(2B59500)

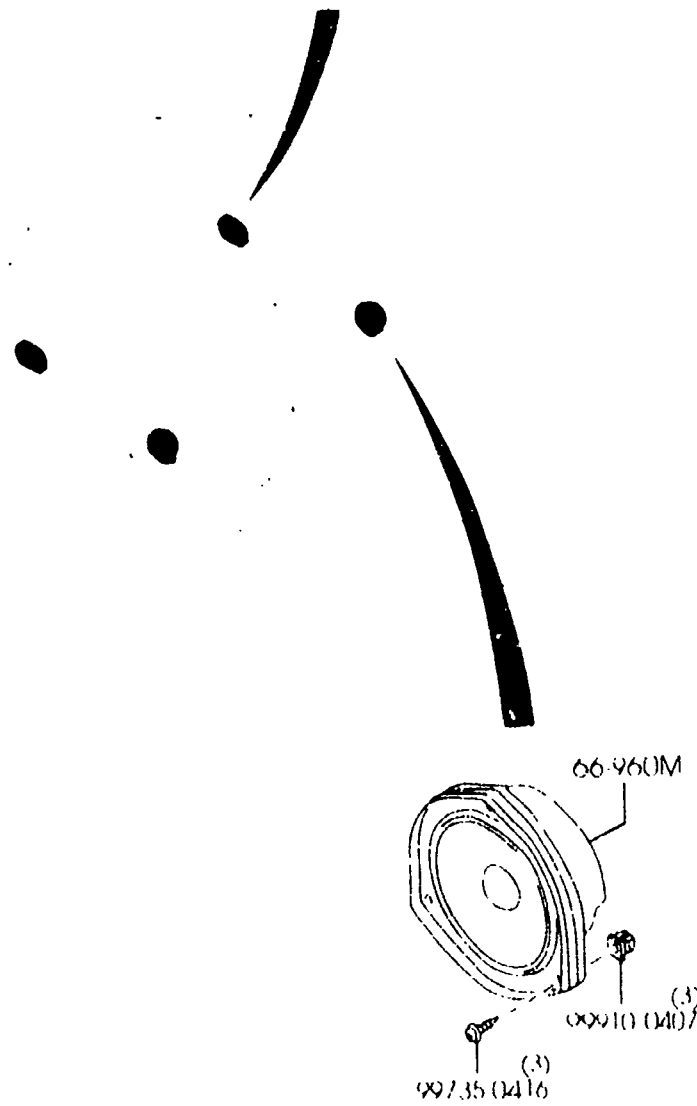
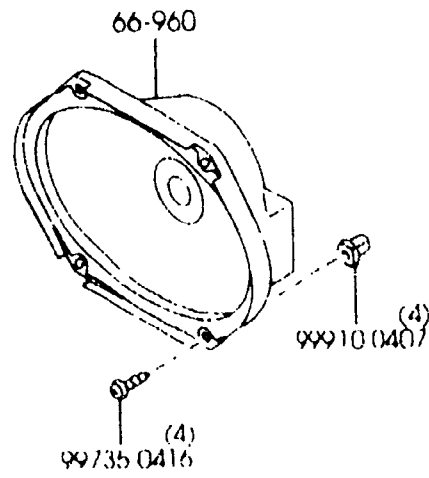
CAT. AUBA09-02

2001-07



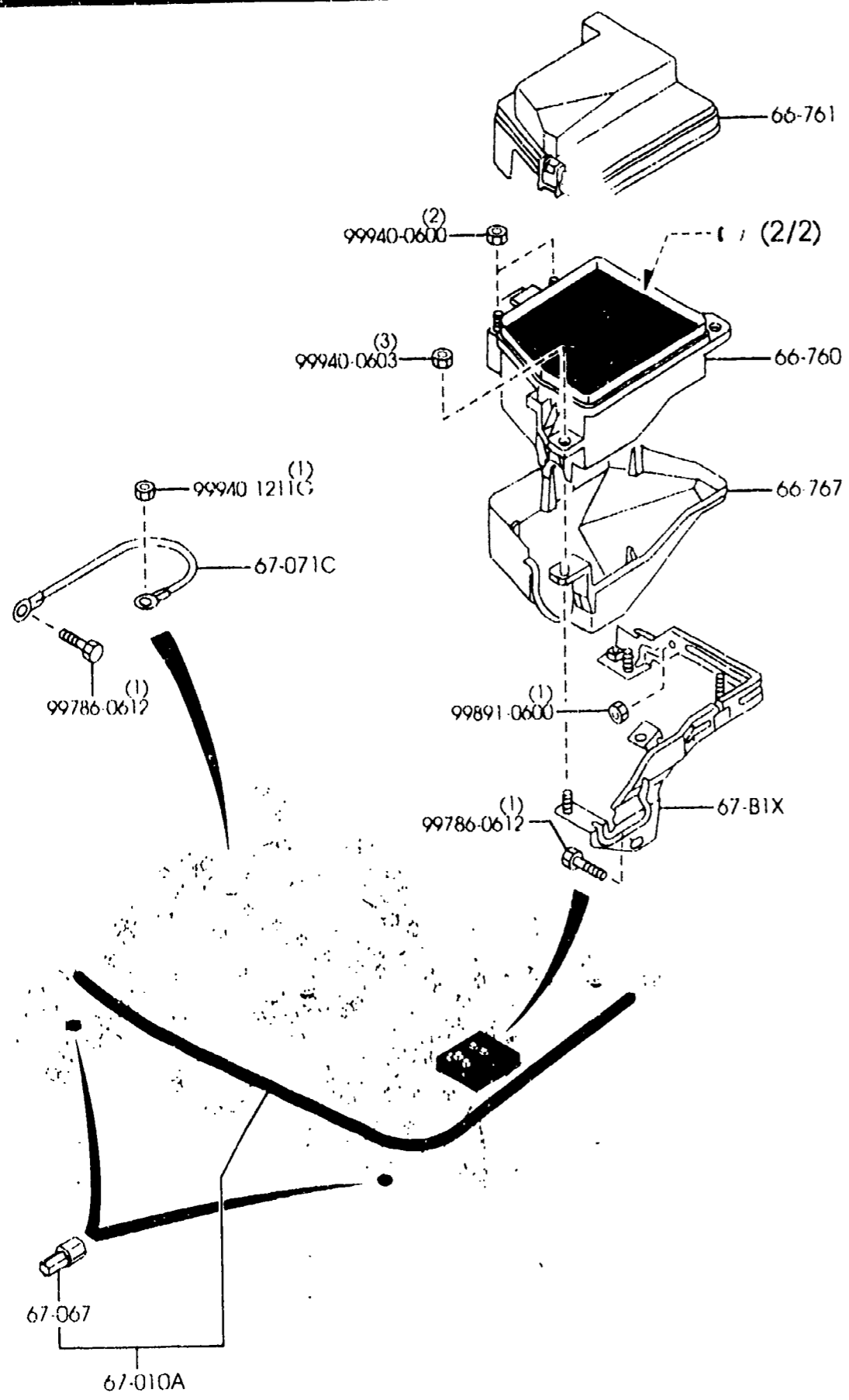
PART NO.	QTY	MODEL/RESTRICTION	MODEL/RESTRICTION	MODEL/RESTRICTION	FROM TO
66-872E		CORD, EARTH	CABLE		
B25D-66-ED1	1				
66-930		ANTENNA, RADIO	ANTENNE		
BJOE-66-930A	1				
66-933		SCREW, ANTENNA	VIS, ANTENNE		
BC1B-66-931	2				
66-935		FEEDER-ANTENNA	CONDUCTEUR ALIM., ANTENNE		
BL4C-66-940B	1				
66-950C		BRACKET, LOUD SPEAKER	SUPPORT, HAUT-PARLEUR		
N055-66-980	2 (MPS SUSP)		(SUSP. MPS)		
66-960		SPEAKER, LOUD-FRONT	HAUT PARLEUR		
LC64-66-960	2 (SPORT SUSP)		5.5X7.5CM/25W (SUSP. SPORTIVE)		
66-970		SPEAKER, LOUD-REAR	HAUT-PARLEUR AR		
B21H-66-960A	2 (SPORT SUSP)		6X9CM/25W (SUSP. SPORTIVE)		
66-992A		COVER, HOLE	BOUCHON		
B25D-66-962	2 (MPS SUSP)		(SUSP. MPS)		



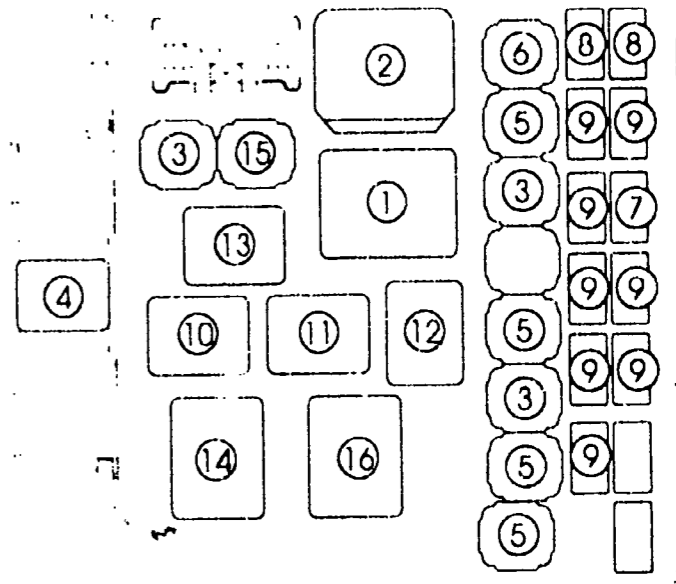


PART NO	QTY	MODEL/RESTRICTION	MODEL/RESTRICTION	MODEL/RESTRICTION	FROM TO
66-930 B25H-66-930B	1	ANTENNA, RADIO (ILLUST. NO.1)	ANTENNE		
B25T-66-930	1	(ILLUST. NO.2)			
66-935 BN5W-66-940	1	FEEDER-ANTENNA (ILLUST. NO.2)	CONDUCTEUR ALIM., ANT ENNE		
BN5V-66-940 AN(BN5V-66-940A)	1	(ILLUST. NO.1)			-1401
BN5V-66-940A	1	(ILLUST. NO.1)			1401-
66-960 LC64-66-960	2	SPEAKER, LOUD-FRONT 5.5X7.5CM/25W	HAUT PARLEUR 5.5X7.5CM/25W		
66-960M B02T-66-960	2	SPEAKER, LOUD-DOOR 16CM/25W	PARLEUR, PORTE 16CM/25W		
67-061K G001-67-061	1	PAD, PROTECTOR	FIBRANNE, PROTECTEUR		

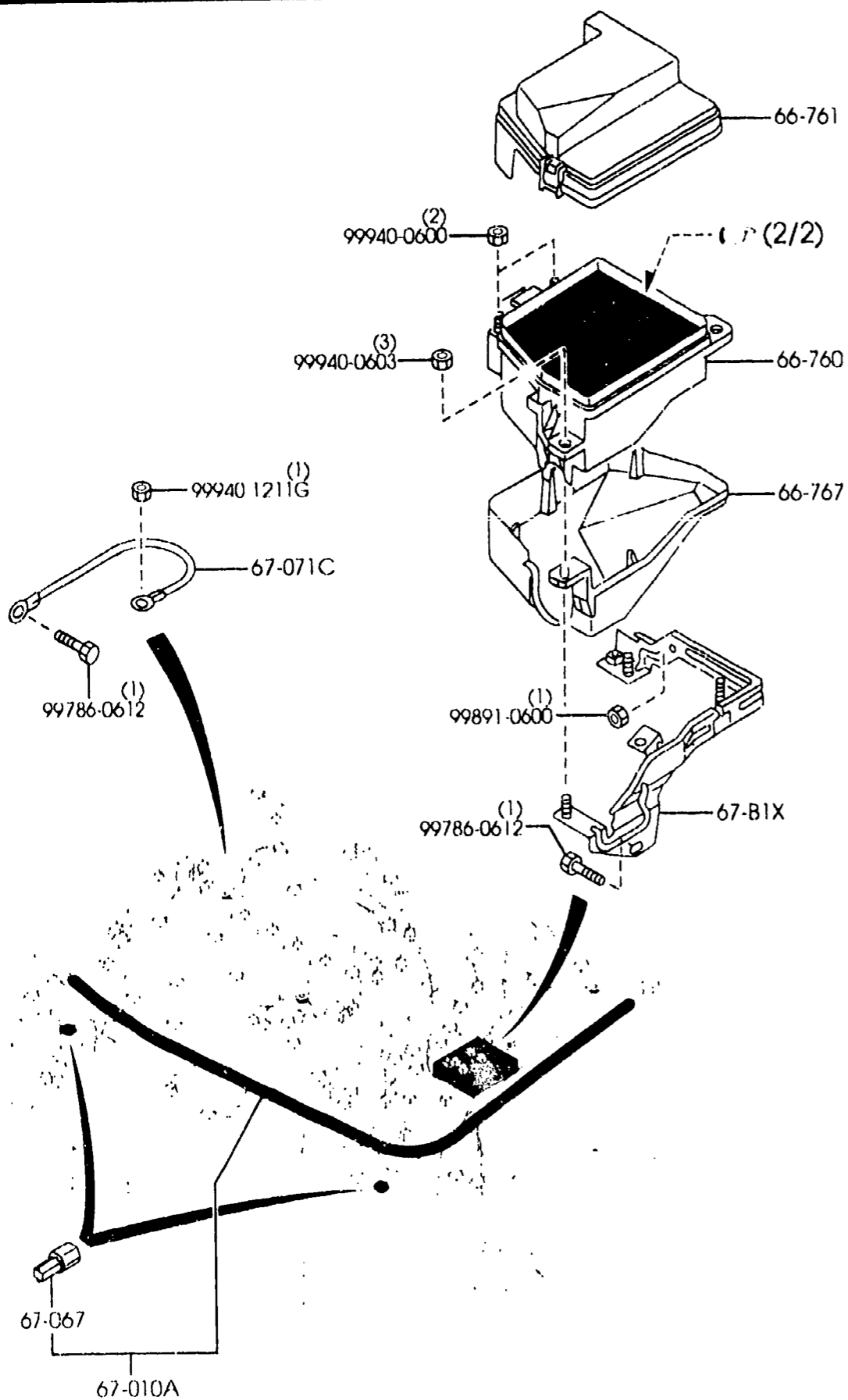
1401 BJ22* -452569



①	18-811A	MAIN RELAY
②	18-821	CIRCUIT OPENING RELAY
③	66-136A	40A
④	66-136D	100A
⑤	66-497D	30A
⑥	67-099D	60A
⑦	67-099P	7.5A
⑧	67-099P	10A
⑨	67-099P	15A
⑩	67-7403	COMBI LAMP RELAY
⑪	67-7403	HORN RELAY
⑫	67-7403	HEAD LAMP RELAY
⑬	67-7403	AIR CON RELAY
⑭	67-7403	COOLING FAN RELAY
⑮	67-099D	(W/A LOCK BRAKE) 60A
⑯	67-7403	ADDITIONAL FAN RELAY



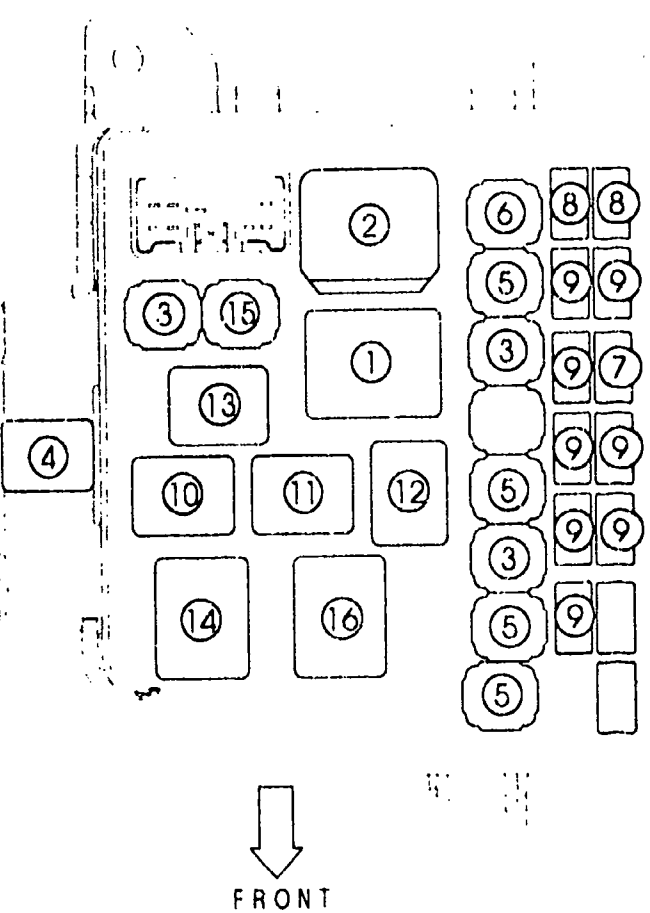
NOTE
 ② ⑭ > 66-760
 THE D-CODE OF 66-760 CONSISTS OF
 FIGURE NUMBERS ② THROUGH ⑭



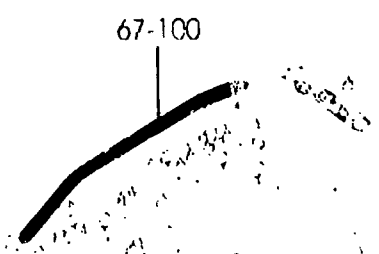
PART NO.	QTY	MODEL/RESTRICTION	MODEL/RESTRICTION	MODEL/RESTRICTION	FROM-TO
18-811A		RELAY, CONTROL	RELAIS DE COMMANDE		
B5B4-18-811	1	(MAIN RELAY)			
18-821		RELAY, FUEL PUMP	RELAIS D'OUVERTURE C		
B5B4-18-821	1	(CIRCUIT OPENNING RE LAY)	IRCUIT		
66-136A		FUSE (40A)	FUSIBLE (40A)		
GD7B-67-S99	3	40A	40A		
66-136D		FUSE (100A)	FUSIBLE (100A)		
FC01-67-099	1				
66-497D		FUSE (30A)	FUSIBLE (30A)		
GD7A-67-S99	4	30A	30A		
66-760		BLOCK, MAIN FUSE	BOITE A, FUSIBLE PRIN CIPAL		-1801
B25D-66-760C A (B25D-66-760D)	1				
*B25D-66-760D	1				1801-
66-761		COVER, MAIN FUSE BLOC K	COUVERCLE FUSIBLE PR INCIP		-1801
B25D-66-761A A (B25D-66-761B)	1				
*B25D-66-761B	1				1801-
66-767		COVER, UNDER-MAIN FUS E BLK	COUVERCLE, SOUS-BL. FU E BLK		
B25D-66-767	1				
67-B1X		BRACKET, HARNESS	SUPPORT, FAISCEAU		
B25D-67-B1X	1				
67-010A		HARNESS, FRONT	FAISCEAU AV		
BL8D-67-010B	1	(5.1L WASHER TANK) (SPORT SUSP)	(SUSP. SPORTIVE)		-1401
BN7H-67-010 A (BN7H-67-010A)	1	(MPS SUSP)	(SUSP. MPS)		
BL8E-67-010	1	(2.2L WASHER TANK) (SPORT SUSP)	(SUSP. SPORTIVE)		1401-
BN7H-67-010A	1	(MPS SUSP)	(SUSP. MPS)		1401-

1401 BJ22* -452569

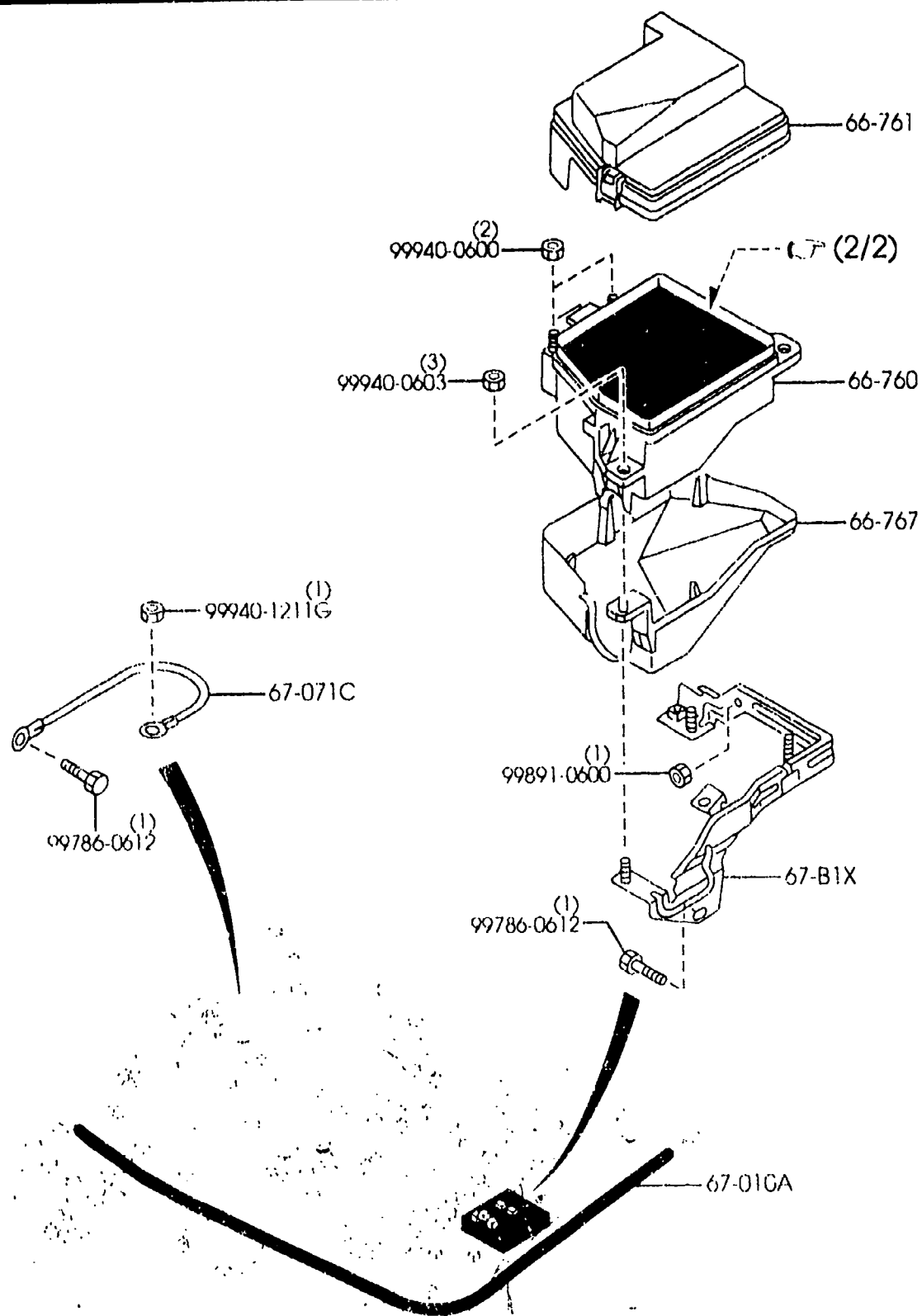
①	18-811A	MAIN RELAY
②	18-821	CIRCUIT OPENNING RELAY
③	66-136A	40A
④	66-136D	100A
⑤	66-497D	30A
⑥	67-099D	60A
⑦	67-099P	7.5A
⑧	67-099P	10A
⑨	67-099P	15A
⑩	67-7403	COMBI LAMP RELAY
⑪	67-7403	HORN RELAY
⑫	67-7403	HEAD LAMP RELAY
⑬	67-7403	AIR CON RELAY
⑭	67-7403	COOLING FAN RELAY
⑮	67-099D	(W/A LOCK BRAKE) 60A
⑯	67-7403	ADDITIONAL FAN RELAY



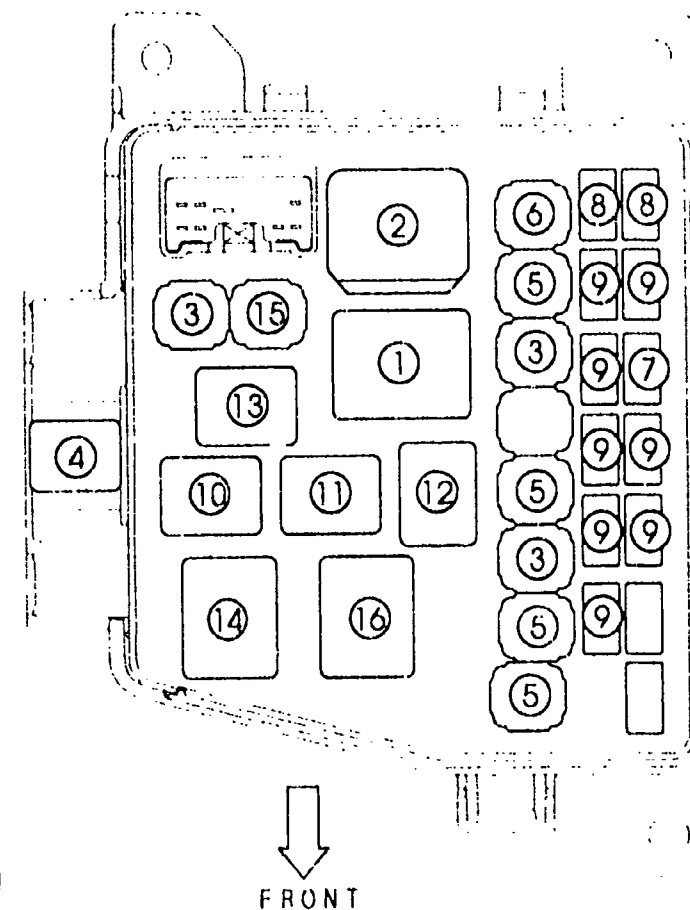
NOTE
 ② - ⑭ → 66-760
 THE D-CODE OF 66-760 CONSISTS OF FIGURE NUMBERS ② THROUGH ⑭



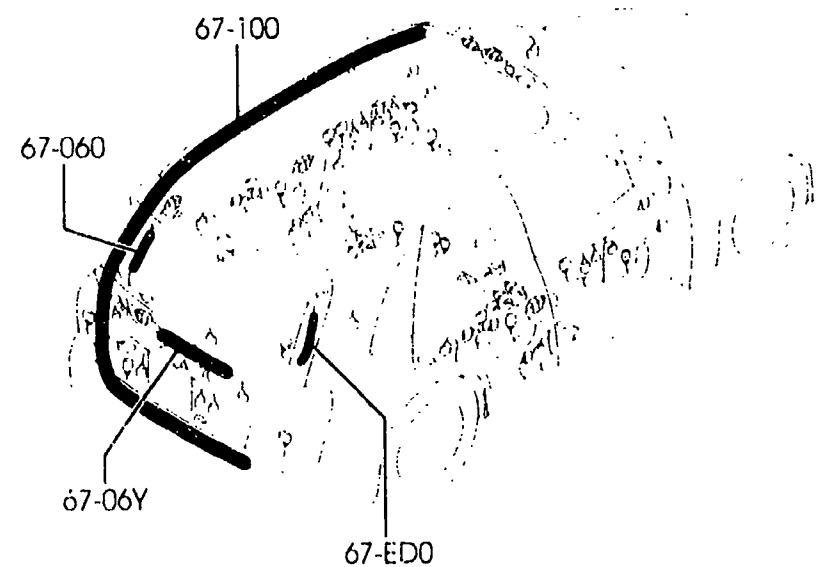
PART NO.	QTY	MODEL/RESTRICTION	MODEL/RESTRICTION	MODEL/RESTRICTION	FROM-TO
67-067		COVER, CONNECTOR	CACHE		
B30D-67-TC2	2				
67-071C		WIRE, EARTH	CABLE DE MASSE		
B25D-67-EW1B	1				
67-099D		FUSE (60A)	FUSIBLE (60A)		
GD7C-67-599	1	(W/O A. LOCK BRAKE)	(S/SYST ANTIBLOC)		
GD7C-67-599	2	(W/A. LOCK BRAKE)	(SYST ANTIBLOC)		
67-099P		FUSE	COUPE-CIRCUIT		
99705-1207	1	7.5A	7.5A		
99705-1210	2	10A	10A		
99705-1215	8	15A	15A		
67-100		HARNES, ROOM LAMP	FAISCEAU DE PLAFONNIER		
BL2B-67-100A	1	(W/O KEY LESS ENTRY)	(TOIT OUVR)		
		(W/SUNROOF)			
BL8E-67-100A	1	(W/KEY LESS ENTRY)	(TOIT OUVR)		
		(W/SUNROOF)			
B30D-67-100A	1	(W/O KEY LESS ENTRY)	(TOIT NORMAL)		
		(W/O SUNROOF)			
B30E-67-100A	1	(W/KEY LESS ENTRY)	(TOIT NORMAL)		
		(W/O SUNROOF)			
67-7403		RELAY, N.O.	RELAIS, N.O.		
B110-67-730	4	(COMBI LAMP RELAY) (HORN RELAY) (HEAD LAMP RELAY) (AIR CON. RELAY)			
CA01-67-730A	2	(COOLING FAN RELAY) (ADDITIONAL FAN RELAY)			-1101
CA01-67-730A	1	(ADDITIONAL FAN RELAY)			1101-
C210-67-730	1	(COOLING FAN RELAY)			1101-
1101 BJ22* -419568					

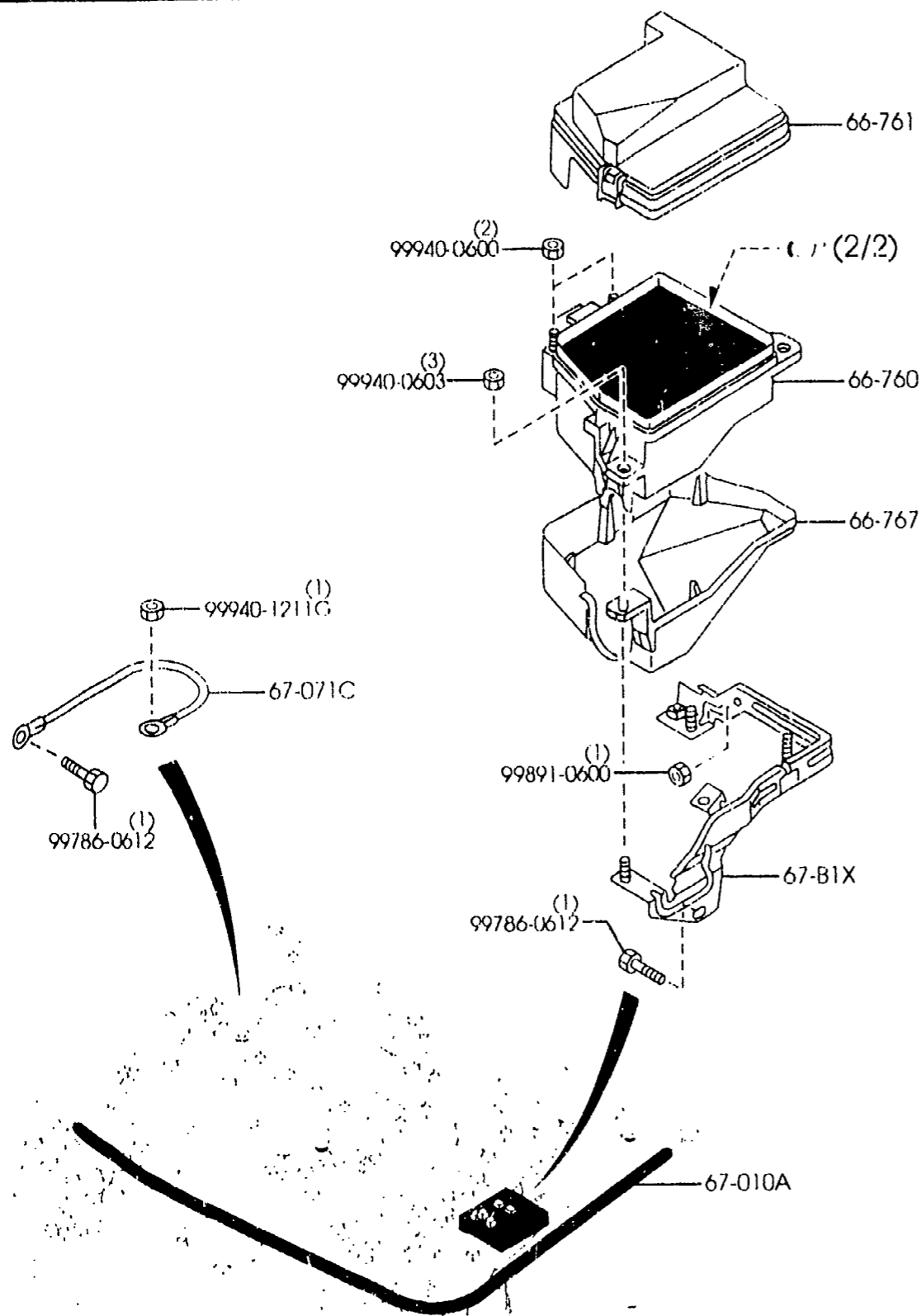


①	18-811A	MAIN RELAY
②	18-821	CIRCUIT OPENING RELAY
③	66-136A	40A
④	66-136D	100A
⑤	66-497D	30A
⑥	67-099D	60A
⑦	67-099P	7.5A
⑧	67-099P	10A
⑨	67-099P	15A
⑩	67-7403	COMBI LAMP RELAY
⑪	67-7403	HORN RELAY
⑫	67-7403	HEAD LAMP RELAY
⑬	67-7403	AIR CON. RELAY
⑭	67-7403	COOLING FAN RELAY
⑮	67-099D	(W/L LOCK BRAKE) 60A
⑯	67-7403	ADDITIONAL FAN RELAY



NOTE
 ② ... ⑭ → 66-760
 THE D-CODE OF 66-760 CONSISTS OF
 FIGURE NUMBERS ② THROUGH ⑭

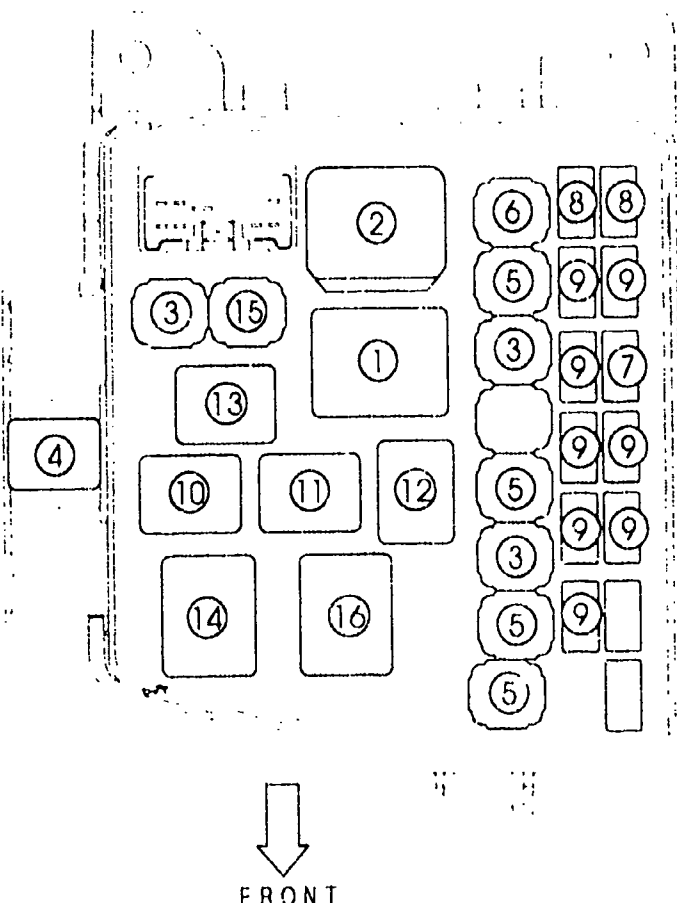




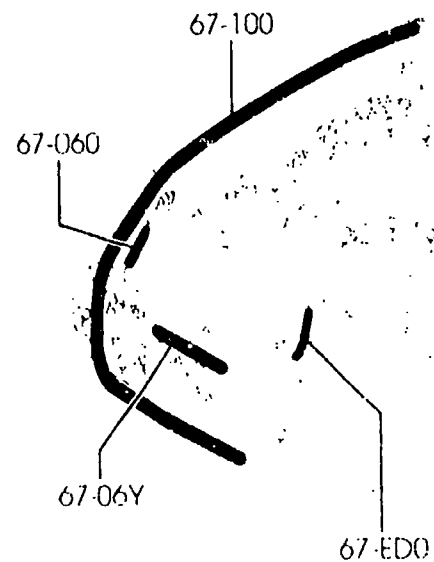
PART NO.	QTY	MODEL/RESTRICTION	MODEL/RESTRICTION	MODEL/RESTRICTION	FROM-TO
18-811A B5B4-18-811	1	RELAY, CONTROL (MAIN RELAY)	RELAIS DE COMMANDE		
18-821 B5B4-18-821	1	RELAY, FUEL PUMP (CIRCUIT OPENING RELAY)	RELAIS D'OUVERTURE C IRCUIT		
66-136A GD7B-67-S99	3	FUSE (40A) 40A	FUSIBLE(40A) 40A		
66-136D FC01-67-099	1	FUSE (100A)	FUSIBLE (100A)		
66-497D GD7A-67-S99	4	FUSE (30A) 30A	FUSIBLE (30A) 30A		
66-760 B25D-66-760C A (B25D-66-760D) *B25D-66-760D	1	BLOCK, MAIN FUSE	BOITE A, FUSIBLE PRIN CIPAL		-1801
66-761 B25D-66-761A A (B25D-66-761B) *B25D-66-761B	1	COVER, MAIN FUSE BLOC K	COUVERCLE FUSIBLE PR INCIP		1801- -1801
66-767 B25D-66-767	1	COVER, UNDER-MAIN FUS E BLK	COUVERCLE, SOUS-BL. FU E BLK		1801-
67-B1X B25D-67-B1X	1	BRACKET, HARNESS	SUPPORT, FAISCEAU		
67-ED0 B25H-67-ED0D	1	WIRE, EARTH-REAR DEFF OGER	CABLE, TERRE-DESENBRU M. AR		
67-010A BN5V-67-010A BN5V-67-010A A (BN6B-67-010) *BN6B-67-010	1	HARNESS, FRONT (W/O ROOF RAIL) (W/ROOF RAIL) (W/ROOF RAIL)	FAISCEAU AV (SANS GALERIE) (AVEC GALERIE) (AVEC GALERIE)		-1601 1601-

1601 BJ22* -480682

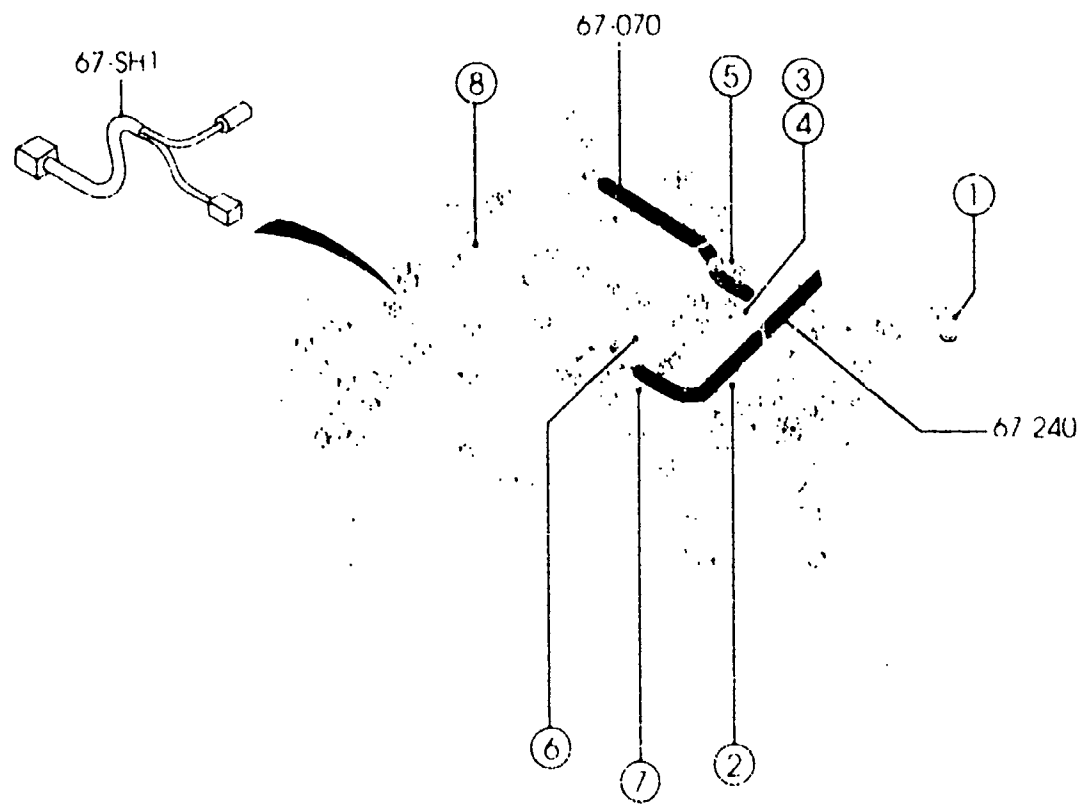
①	18-811A	MAIN RELAY
②	18-821	CIRCUIT OPENING RELAY
③	66-136A	40A
④	66-136D	100A
⑤	66-497D	30A
⑥	67-099D	60A
⑦	67-099P	7.5A
⑧	67-099P	10A
⑨	67-099P	15A
⑩	67-7403	COMBI LAMP RELAY
⑪	67-7403	HORN RELAY
⑫	67-7403	HEAD LAMP RELAY
⑬	67-7403	AIR CON. RELAY
⑭	67-7403	COOLING FAN RELAY
⑮	67-099D	(W/A LOCK BRAKE) 60A
⑯	67-7403	ADDITIONAL FAN RELAY



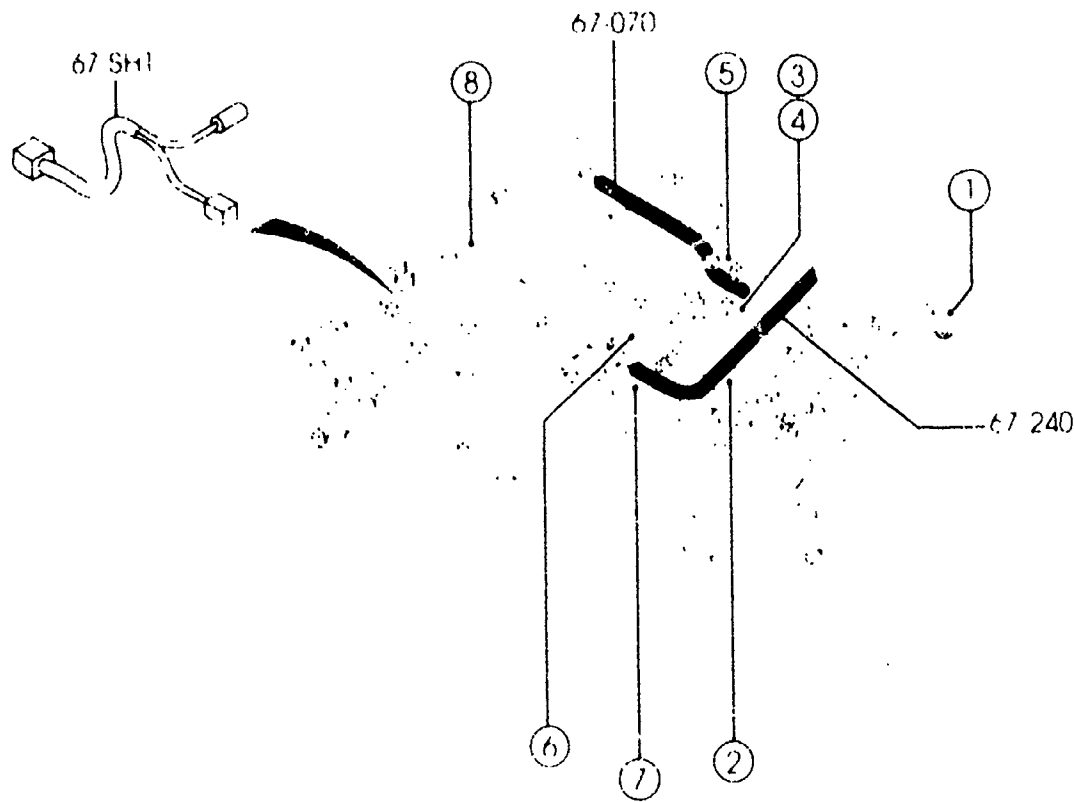
NOTE
 ② ... ⑭ → 66-760
 THE D-CODE OF 66-760 CONSISTS OF FIGURE NUMBERS ② THROUGH ⑭



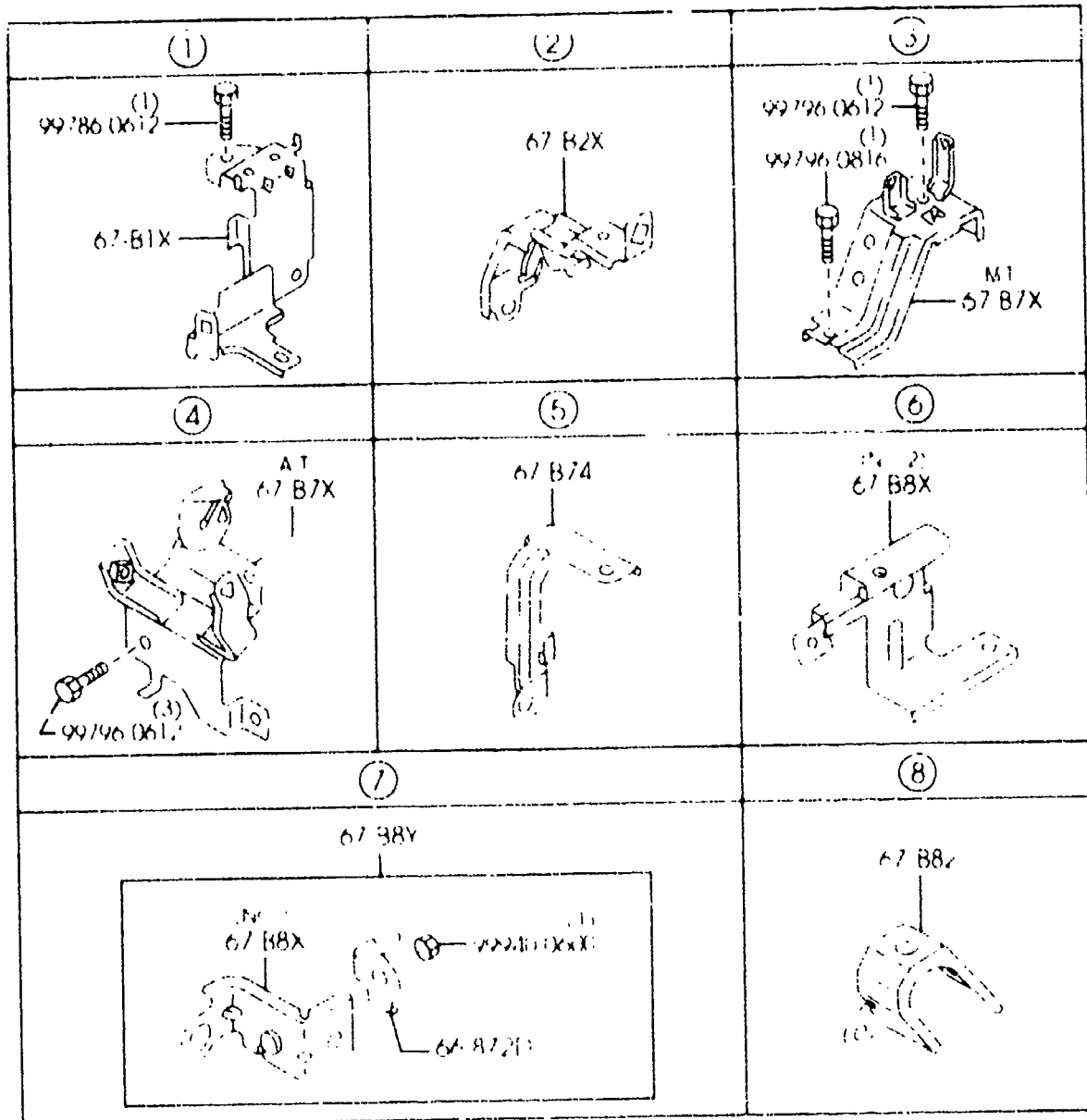
PART NO.	QTY	MODEL/RESTRICTION	MODEL/RESTRICTION	MODEL/RESTRICTION	FROM-TO
67-06Y B25H-67-06YD	1	HARNESS NO.3, REAR	HARNAIS NO.3, ARRIERE		
67-060 B25T-67-060A	1	HARNESS NO.2, REAR	FAISCEAU AR NO 2		
67-071C B25D-67-EW1B	1	WIRE, EARTH	CABLE DE MASSE		
67-099D GD7C-67-S99	1	FUSE (60A) (W/O A. LOCK BRAKE)	FUSIBLE(60A)		
67-099P GD7C-67-S99	2	(W/A. LOCK BRAKE)			
67-099P 99705-1207	1	FUSE 7.5A	COUPE-CIRCUIT 7.5A		
99705-1210	2	10A	10A		
99705-1215	8	15A	15A		
67-100 BNOC-67-100A	1	HARNESS, ROOM LAMP (W/O SUNROOF)	FAISCEAU DE PLAFONNIER (TOIT NORMAL)		
BN6A-67-100	1	(W/SUNROOF)	(TOIT OUVR)		
67-7403 B110-67-730	4	RELAY, N.O. (COMBI LAMP RELAY) (HORN RELAY) (HEAD LAMP RELAY) (AIR CON. RELAY)	RELAIS, N.O.		
CA01-67-730A	1	(ADDITIONAL FAN RELAY)			
C210-67-730	1	(COOLING FAN RELAY)			



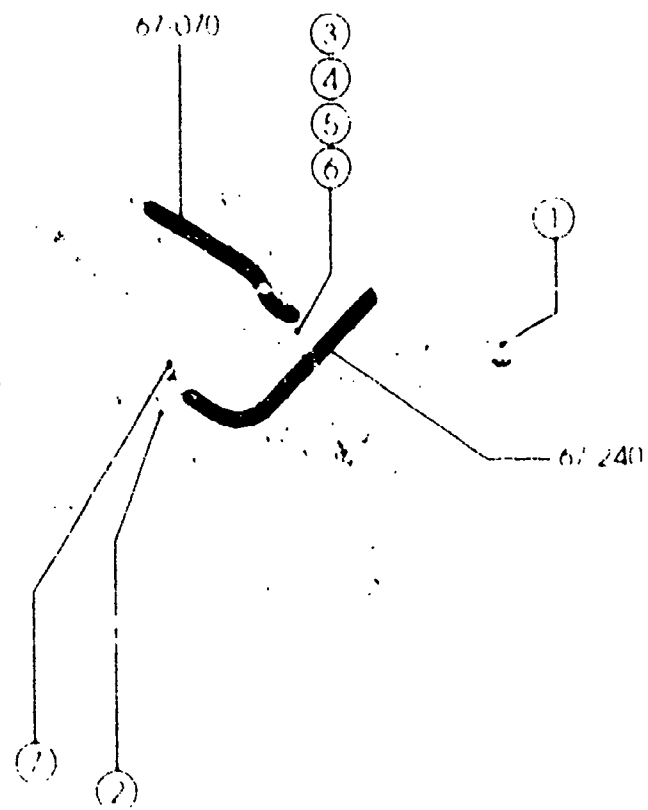
<p>①</p> <p>99786-0612 (1) 67-B1X</p>	<p>②</p> <p>67-B2X</p>	<p>③</p> <p>99796-0612 (1) 99796-0816 (1) MT 67-B7X</p>
<p>④</p> <p>AT 67-B7X 99796 (X12)</p>	<p>⑤</p> <p>67-B74</p>	<p>⑥</p> <p>(NC 2) 67-B8X</p>
<p>⑦</p>		<p>⑧</p>
<p>⑦</p> <p>(NC 1) 67-B8X 99740 (1) 66-872D</p>		<p>⑧</p> <p>67-B82</p>



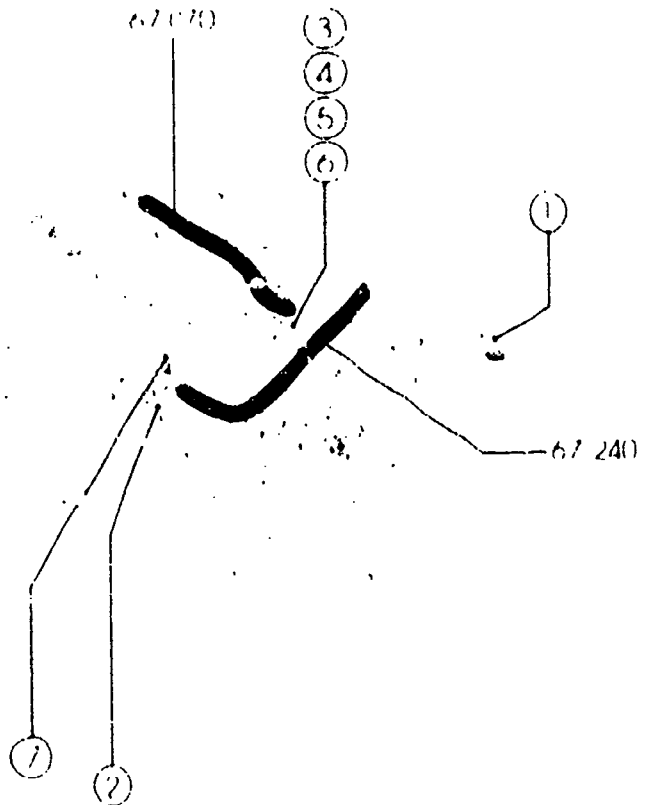
PART NO	QTY	MODEL/RESTRICTION	MODEL/RESTRICTION	MODEL/RESTRICTION	FROM 10
66-872D B456-66-994	1	TAB, EARTH	FICHE DE MASSE		
67-B1X B25E-67-B1XB	1	BRACKET, HARNESS	SUPPORT, FAISCEAU		
67-B2X B25F-67-B2X	1	BRACKET, HARNESS	SUPPORT, FAISCEAU		
67-B7X B25D-67-B7X	1 (MT)	BRACKET, HARNESS	SUPPORT, HARNAIS (B.V. MANU)		
67-B7XB B25E-67-B7XB	1 (AT)	BRACKET, HARNESS	SUPPORT, HARNAIS (B.V. AUTOM)		
67-B74 B25D-67-B74	1	BRACKET, HARNESS	SUPPORT, HARNAIS		
67-B8X B02H-67-B8X	1	BRKT, CONNECTOR-ENG. HARNESS (ILLUST. NO. 1)	SUPPORT, CONNECT. - HAR N. MOT		
67-B8Y B25F-67-B8Y	1	BRACKET	ATTACHE		
67-B82 B25F-67-B82	1	BRKT, THROTTLE SENSOR	SUPPORT, CAPTEUR REGULAT.		
67-SH1 B25D-67-SH0A	1 (W/O A. LOCK BRAKE)	CORD, SHORT	CABLE, COURT (S/SYST ANTIBLOC)		
B30D-67-SH0	1 (W/A. LOCK BRAKE)		(SYST ANTIBLOC)		
67-070 BJ0E-67-070B	1 ((W/O A. LOCK BRAKE) >(MT))	HARNESS, ENGINE	FAISCEAU, MOTEUR (S/SYST ANTIBLOC) >(B.V. MANU))		
BJ0K-67-070A	1 ((W/O A. LOCK BRAKE) >(AT))		(S/SYST ANTIBLOC) >(B.V. AUTOM))		
BL2C-67-070	1 (W/A. LOCK BRAKE)		(SYST ANTIBLOC)		
67-240 BL8D-67-020B	1 ((MT) >(W/O A. LOCK BRAKE))	HARNESS, EMISSION	FAISCEAU DE TRANSMISSION (B.V. MANU) >(S/SYST ANTIBLOC))		
BL8F-67-020B	1 ((MT) >(W/A. LOCK BRAKE))		(B.V. MANU) >(SYST AN		



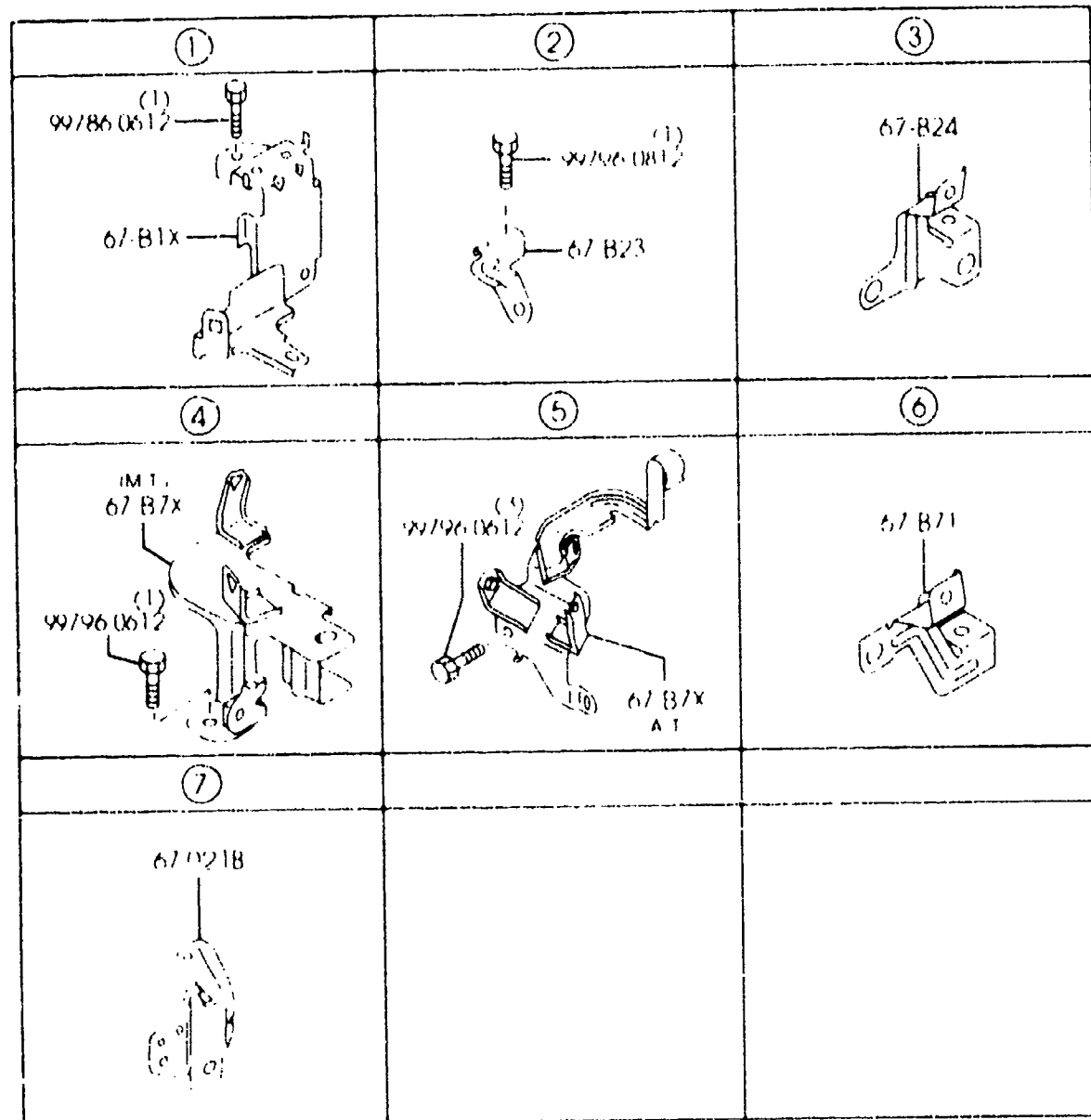
PART NO	QTY	MODEL/RESTRICTION	MODEL/RESTRICTION	MODEL/RESTRICTION	FROM TO
CONT'D					
BLBH-67-020B	1	((CAT))<W/O A LOCK WAKE)	((R V AUTOM))<(S/SYST ANTIBLOC)		
BLBK-67-020B	1	((CAT))<(W/A. LOCK BRAKE)	((B.V. AUTOM))<(SYST ANTIBLOC)		



<p>①</p> <p>92796 (K.1.2) 67-B1X</p>	<p>②</p> <p>92796 (K.1.2) 67-B23</p>	<p>③</p> <p>67-B24</p>
<p>④</p> <p>M 67-B7X 92796 (K.1.2)</p>	<p>⑤</p> <p>92796 (K.1.2) 67-B7X A1</p>	<p>⑥</p> <p>67-B71</p>
<p>⑦</p> <p>67-B28</p>		



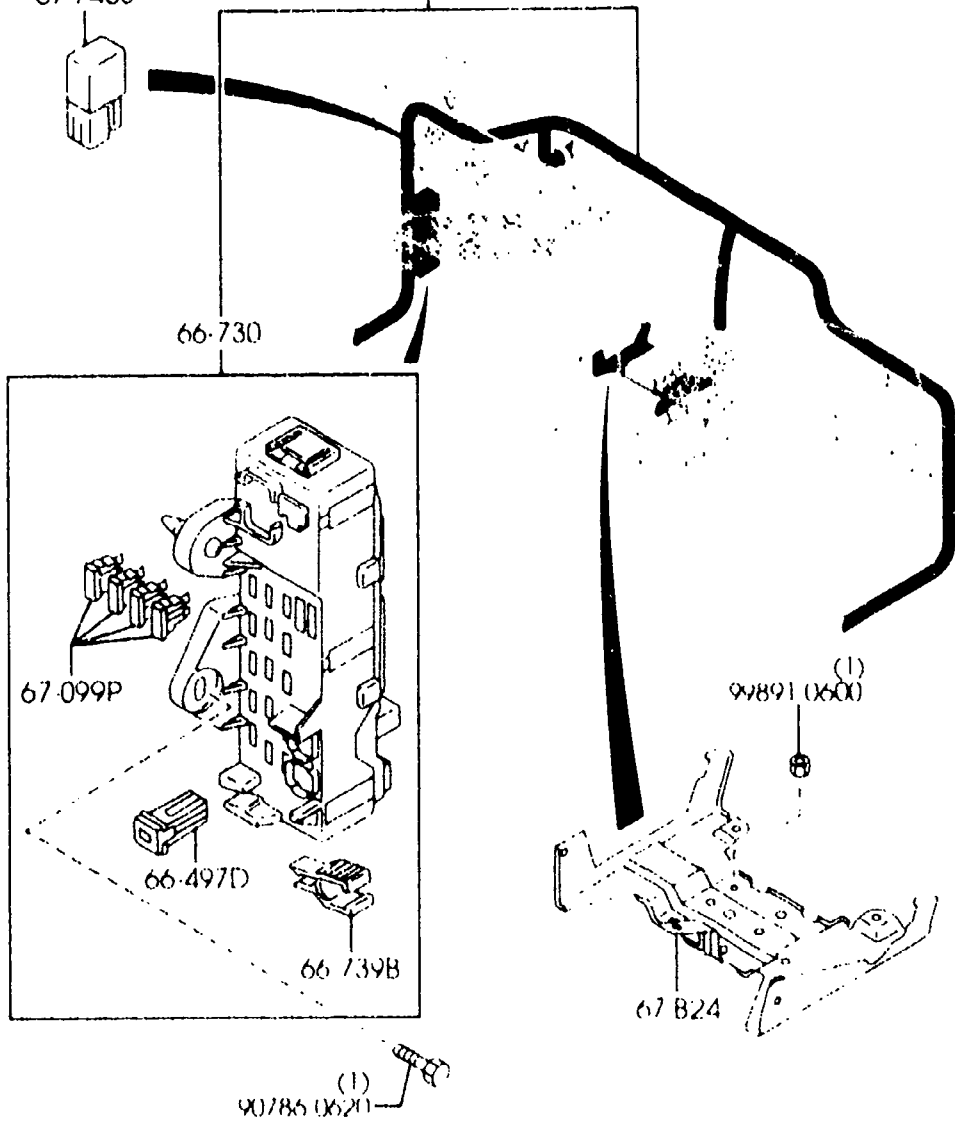
PART NO	QTY	MODEL/RESTRICTION	MODEL/RESTRICTION	MODEL/RESTRICTION	FROM-TO
67-B1X		BRACKET, HARNESS	SUPPORT, FAISCEAU		
B25E-67-B1XB	1				
67-B23		BRACKET, ENGINE HARNESS	SUPPORT, HARNAIS MOTEUR		
B26K-67-B23	1				
67-B24		BRACKET	ATTACHE		
GE4T-67-B2BA	1 (MT)		(B.V. MANU)		
67-B7X		BRACKET, HARNESS	SUPPORT, HARNAIS		
BL3K-67-B7XA	1 (MT)		(B.V. MANU)		
BL5K-67-B7X AN(BL5K-67-B7XA)	1 (AT)		(B.V. AUTOM)		-1201
BL5K-67-B7XA	1 (AT)		(B.V. AUTOM)		1201-
67-B71		BRACKET, HARNESS	SUPPORT, HARNAIS		
BJ0S-67-B71	1 (AT)		(B.V. AUTOM)		
67-021A		BRACKET, HARNESS	SUPPORT, HARNAIS		
GE4T-67-B2Z	1				
67-070		HARNESS, ENGINE	FAISCEAU, MOTEUR		
BJ0N-67-070B	1 ((MT)>(4DR)>(SPORT S (USP))		((B.V. MANU)>(4PRTS)> (SUSP. SPORTIVE))		
BJ0T-67-070A	1 ((AT)>(4DR))		((B.V. AUTOM)>(4PRTS))		
BN5V-67-070	1 ((MT)>(4DR)>(MPS SUS P)) ((MT)>(5DR))		((B.V. MANU)>(4PRTS)> (SUSP. MPS)) ((B.V. MANU)>(5PRTS))		
B28V-67-070	1 ((AT)>(5DR))		((B.V. AUTOM)>(5PRTS))		
67-240		HARNESS, EMISSION	FAISCEAU DE TRANSMISSION		
BL8M-67-020B	1 (W/O A LOCK BRAKE) (5DR)>(MT))		((5PRTS)>(B.V. MANU))		
BL8M-67-020B	1 ((4DR)>(MT)>(W/O A LOCK BRAKE)>(SPORT S (USP))		((4PRTS)>(B.V. MANU)> (S/SYST ANTIBLOC)>(S (USP. SPORTIVE))		
BL8S-67-020B	1 (W/A LOCK BRAKE) (5DR)>(MT))		((5PRTS)>(B.V. MANU))		
BL8S-67-020B	1 ((4DR)>(MT)>(W/A. LO CK BRAKE))		((4PRTS)>(B.V. MANU)> (SYST ANTIBLOC))		
1201 BJ22* -430345					



PART NO	QTY	MODEL / RESTRICTION	MODEL / RESTRICTION	MODEL / RESTRICTION	FROM TO
CONT'D BL9A-67-020B	1	(W/O A. LOCK BRAKE) (5DR)>(AT)	((5PRTS)>(B.V.AUTOM))		
BL9A-67-020B	1	((4DR)>(AT)>(W/O A. LOCK BRAKE)	((4PRTS)>(B.V.AUTOM) >(S/SYST ANTIBLOC)		
BL9E-67-020B	1	(W/A. LOCK BRAKE) (5DR)>(AT)	((5PRTS)>(B.V.AUTOM))		
BL9E-67-020B	1	((4DR)>(AT)>(W/A. LO CK BRAKE)	((4PRTS)>(B.V.AUTOM) >(SYST ANTIBLOC)		
BN7H-67-020	1	((4DR)>(MT)>(W/O A. LOCK BRAKE)>(MPS SUS P)	((4PRTS)>(B.V.MANU) (S/SYST ANTIBLOC)>(S USP.MPS)		

STARTER CUT RELAY
67-7403

67-040

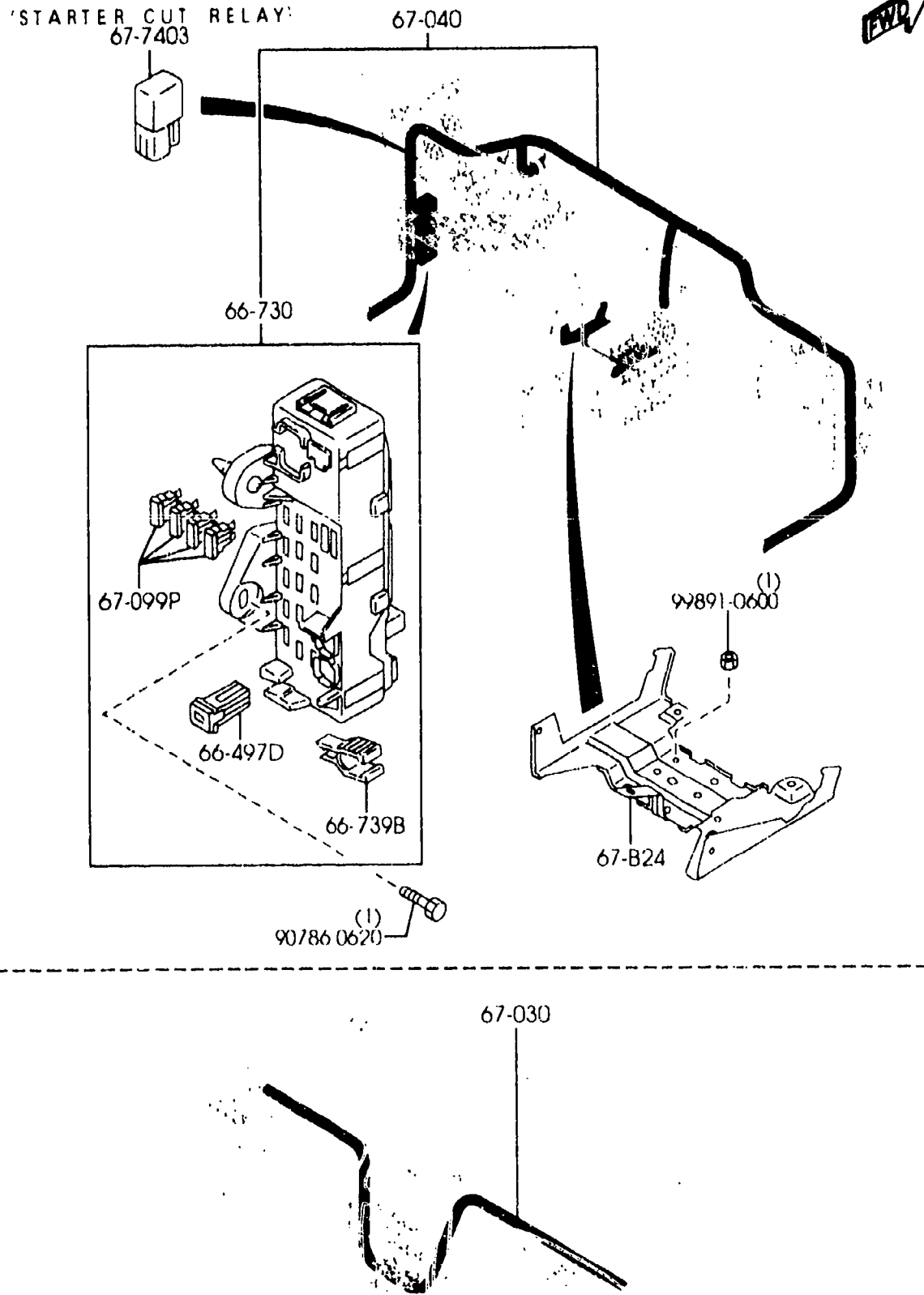


90786 (1) (X21)

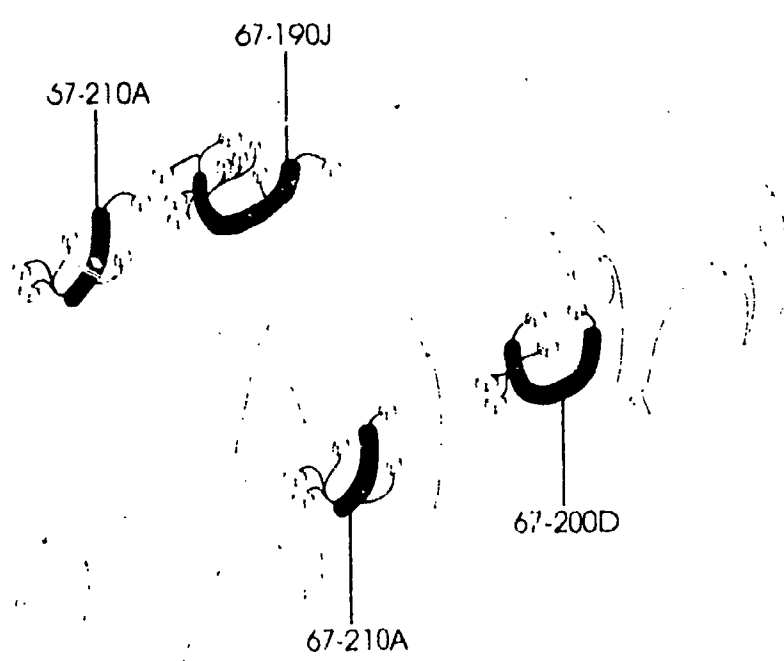
67-030



PART NO	QTY	MODEL/RESTRICTION	MODEL/RESTRICTION	MODEL/RESTRICTION	FROM TO
66-497D GD7A-67-S99	1	FUSE (30A) 30A	FUSIBLE (30A) 30A		
66-730 BJ1V-66-730A	1	BLOCK, FUSE	BOITE A, FUSIBLE		
66-739B T001-66-739	1	PULLER, FUSE	EXTRACTEUR, FUSIBLE		
67-B24 GE4T-67-B12D	1	BRACKET	ATTACHE		
67-030 BL8D-67-030B	1	HARNESS, INSTRUMENT	FAISCEAU DE TABLEAU DE BO		
67-040 BL8D-67-040B	1	HARNESS, DASHBOARD (W/O RUNNING LAMP+W/O SIDE AIR BAG) (4DR)	FAISCEAU, TABLEAU DE BORD (4PRTS)		
BL8E-67-040B	1	(W/RUNNING LAMP+W/O SIDE AIR BAG) (4DR)	(4PRTS)		
BL8F-67-040B	1	(W/O RUNNING LAMP+W/O SIDE AIR BAG) (4DR)	(4PRTS)		
BL8G-67-040B	1	(W/RUNNING LAMP+W/SI DE AIR BAG) (4DR)	(4PRTS)		
*BN5V-67-040	1	(W/O SIDE AIR BAG) ((5DR))>(W/O ROOF RAIL)	((5PRTS))>(SANS GALERIE)		
BN5W-67-040	1	(W/O SIDE AIR BAG) ((5DR))>(W/ROOF RAIL)	((5PRTS))>(AVEC GALERIE)		
*BN6A-67-040	1	(W/SIDE AIR BAG) ((5DR))>(W/O ROOF RAIL)	((5PRTS))>(SANS GALERIE)		
BN6B-67-040	1	(W/SIDE AIR BAG) ((5DR))>(W/ROOF RAIL)	((5PRTS))>(AVEC GALERIE)		
67-099P 99705-1210	5	FUSE 10A	COUPE-CIRCUIT 10A		
99705-1215	3	15A	15A		



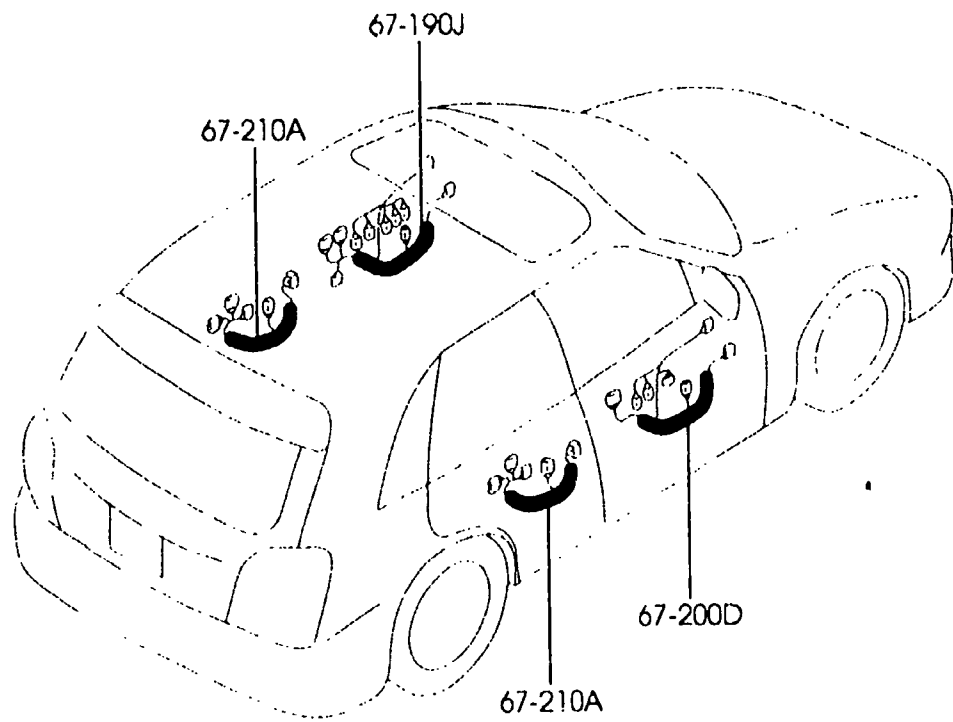
PART NO	QTY	MODEL/RESTRICTION	MODEL/RESTRICTION	MODEL/RESTRICTION	FROM-TO
CONT'D					
99705-1220	2	20A	20A		
99705-1230	1	30A	30A		
67-7403		RELAY, N.O.	RELAIS, N.O.		
B110-67-730	1	(STARTER CUT RELAY)			



PART NO.	QTY	MODEL/RESTRICTION	MODEL/RESTRICTION	MODEL/RESTRICTION	FROM-TO
+-----+ 67-190J +-----+ BJOE-67-190B	1	HARNESS, DOOR-DRIVER SIDE (W/POWER WINDOW)	CABLAGE, HARNAIS-C. C OND.		
BL8D-67-190	1	(W/O POWER WINDOW+W/ POWER DR LOCK)			
B25D-67-190B	1	(W/O POWER WINDOW+W/ O POWER DR LOCK)			
+-----+ 67-200D +-----+ B25D-67-190B	1	HARNESS, DOOR-PASSENG ER S ^{DE} (W/O POWER WINDOW+W/ O POWER DR LOCK)	CABLAGE, HARNAIS-C. V UYAG.		
BJ1V-67-200B	1	(W/O POWER WINDOW+W/ POWER DR LOCK)			
BJ1W-67-200B	1	(W/POWER WINDOW)			
+-----+ 67-210A +-----+ BJ2A-67-210	2	WIRING, REAR DOOR (W/O POWER WINDOW+W/ POWER DR LOCK)	CABLAGE, PORTE ARRIER E		
B25G-67-210	2	(W/POWER WINDOW)			


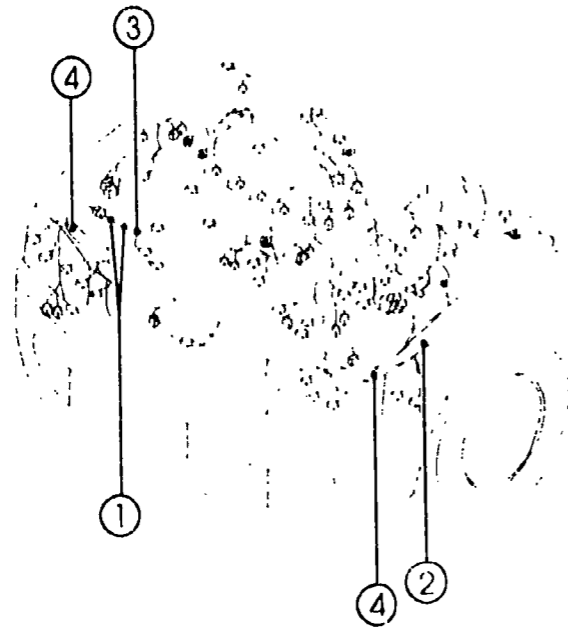
6703AA DOOR, FLOOR & CEILING WIRING HARNESSSES
(5-DOOR)

6703AA-1 * DOOR, FLOOR & CEILING WIRING HARNESSSES
(5-DOOR)

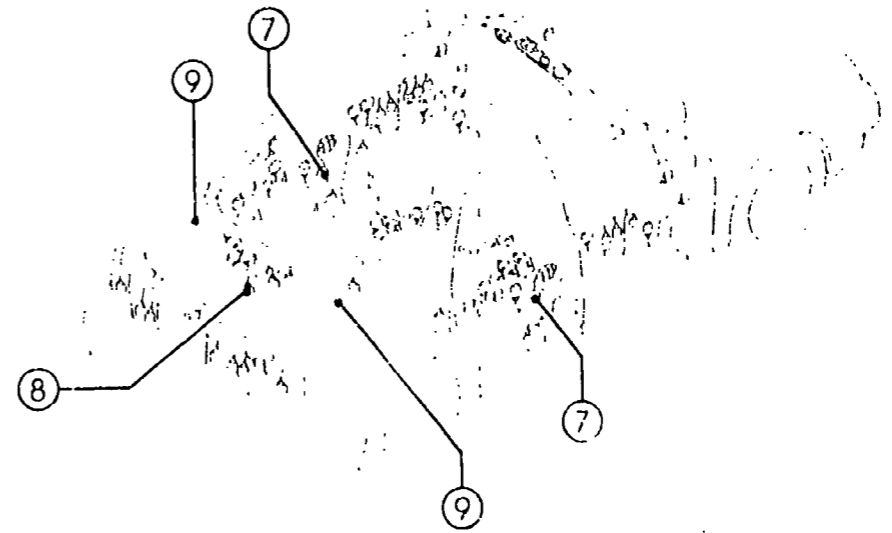
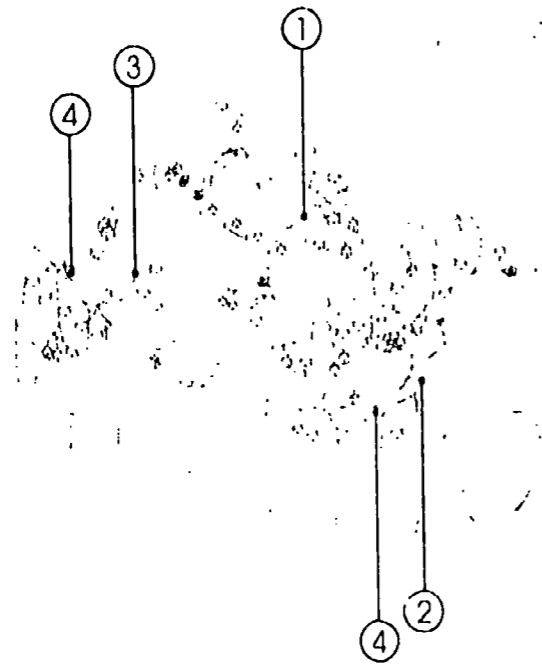






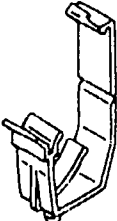

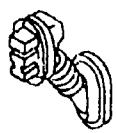

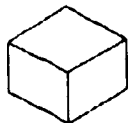
PART NO.	QTY	MODEL/RESTRICTION	MODEL/RESTRICTION	MODEL/RESTRICTION	FROM-TO
+-----+ 67-190J +-----+ BJOE-67-190B	1	HARNESS, DOOR-DRIVER SIDE	CABLAGE, HARNAIS-C. COND.		
+-----+ 67-200D +-----+ BJ1W-67-200B	1	HARNESS, DOOR-PASSENGER SIDE	CABLAGE, HARNAIS-C. VOYAG.		
+-----+ 67-210A +-----+ B25E-67-210E	2	WIRING, REAR DOOR	CABLAGE, PORTE ARRIERE		

(1600)

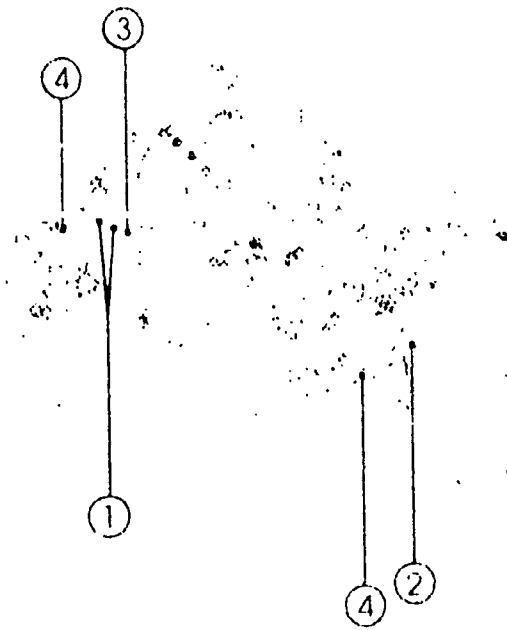


(2000)

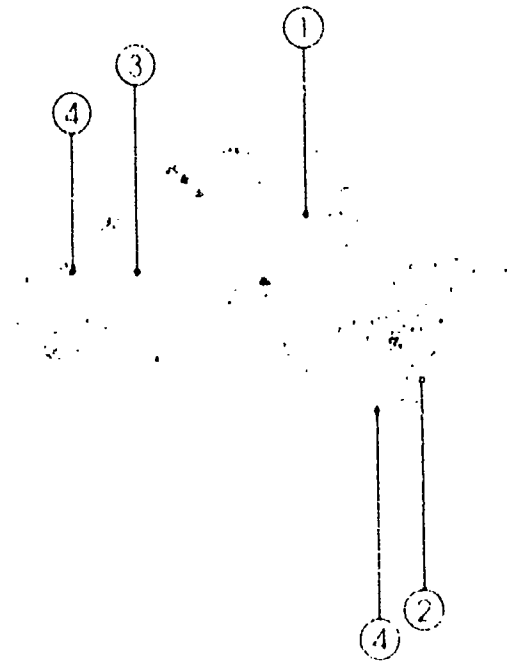


<p>① 20-451</p> 	<p>② 67-PA1</p> 	<p>③ 67-011C</p> 	<p>④ 67-013A</p> 	<p>⑤ 67-052H</p> 
<p>⑥ 67-063</p> 	<p>⑦ 67-191</p> 	<p>⑧ 68-6L1</p> 	<p>⑨ 69-927A</p> 	

(1600)



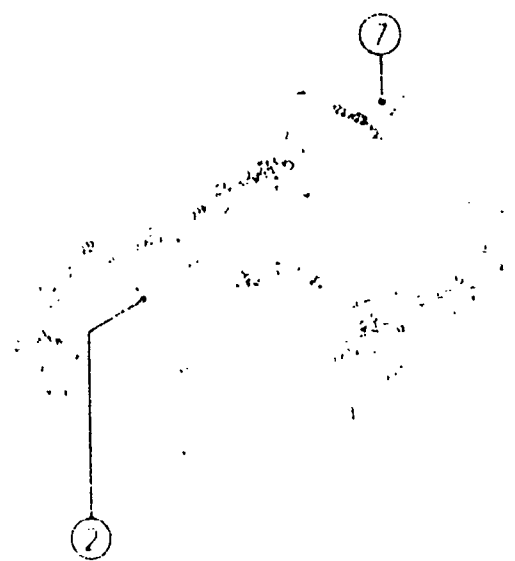
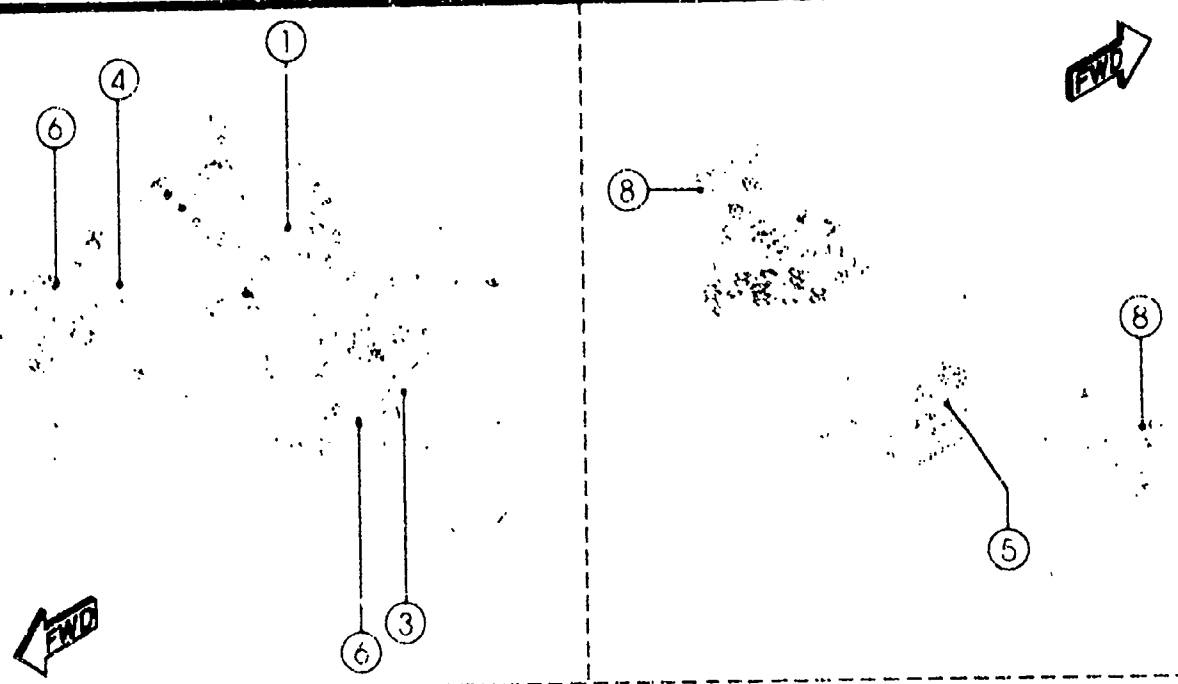
(2000)



PART NO.	QTY	MODEL/RESTRICTION	MODEL/RESTRICTION	MODEL/RESTRICTION	FROM-TO
20-451		CLIP	ATTACHE		
B612-20-468	1	(2000)	(2000)		
B612-20-468	2	(1600)	(1600)		
67-PA1		PROTECTOR, F. HARNESS- APRON	PROTECTEUR, HARNAIS A V-TAB		
GA23-67-PA1A	1				
67-011C		CLIP	CLIP		
E356-18-141	1				
67-013A		CLIP	ATTACHE		
UB42-67-013	2				
67-052H		CLIP	ATTACHE		
G030-67-018A	1				
67-063		PROTECTOR	PROTECTEUR		
GE4V-67-PF1A	2				
67-191		GROMMET	AMORTISSEUR		
B25E-67-G1X	2	(W/O POWER WINDOW+W/ C POWER DR LOCK)			
68-6L1		COVER 'A', HOLE	COUVERCLE 'A', ORIFICE		
GA7B-68-6L1	1				
69-927A		INSULATOR, PKG. JUNCT ION	ISOLANT, RACCORD. EMB AILL.		
H380-69-927A	2				

6704AA WIRING HARNESS CLAMPS
(5-DOOR)

6704AA-1 * WIRING HARNESS CLAMPS
(5-DOOR)

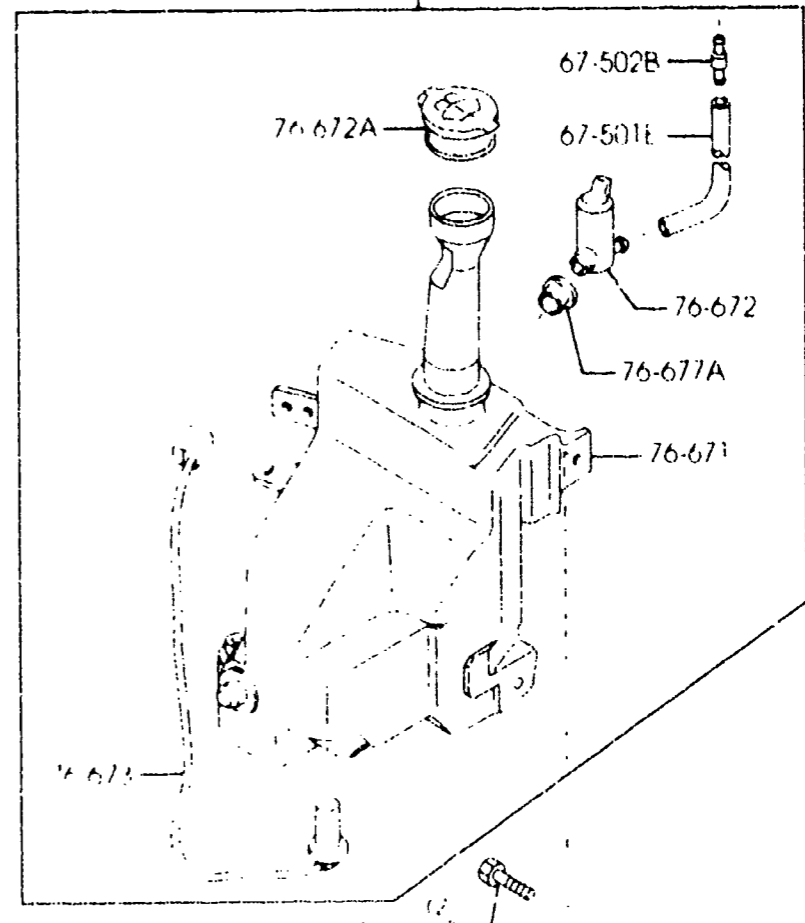
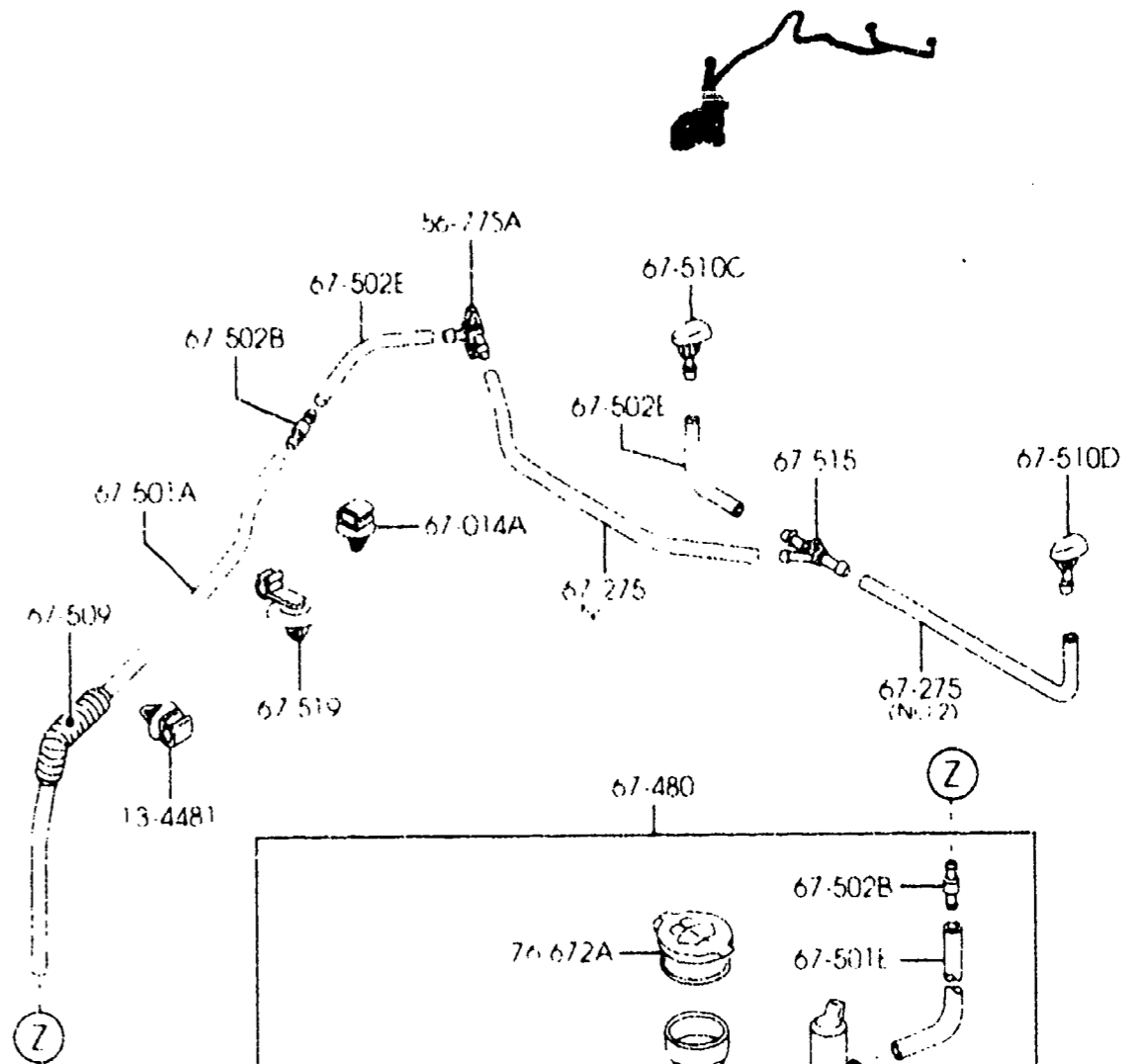
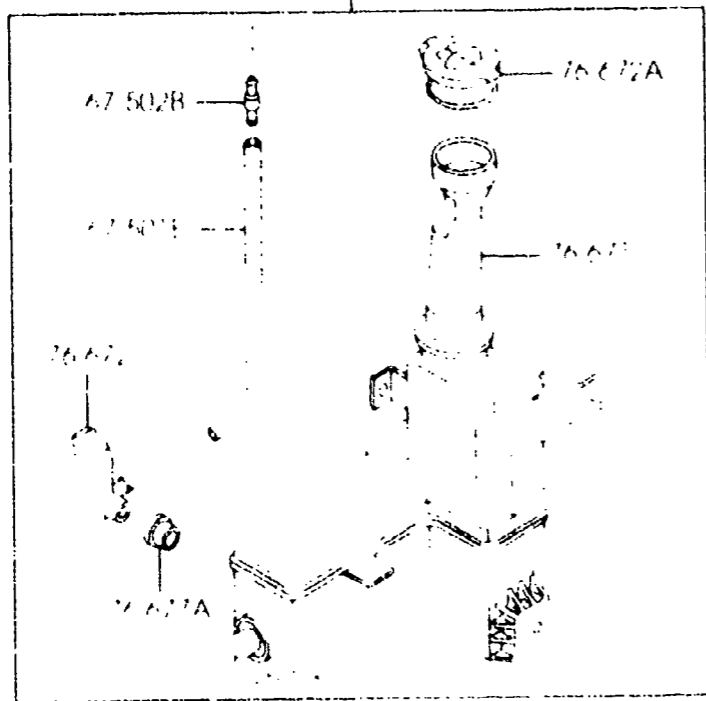
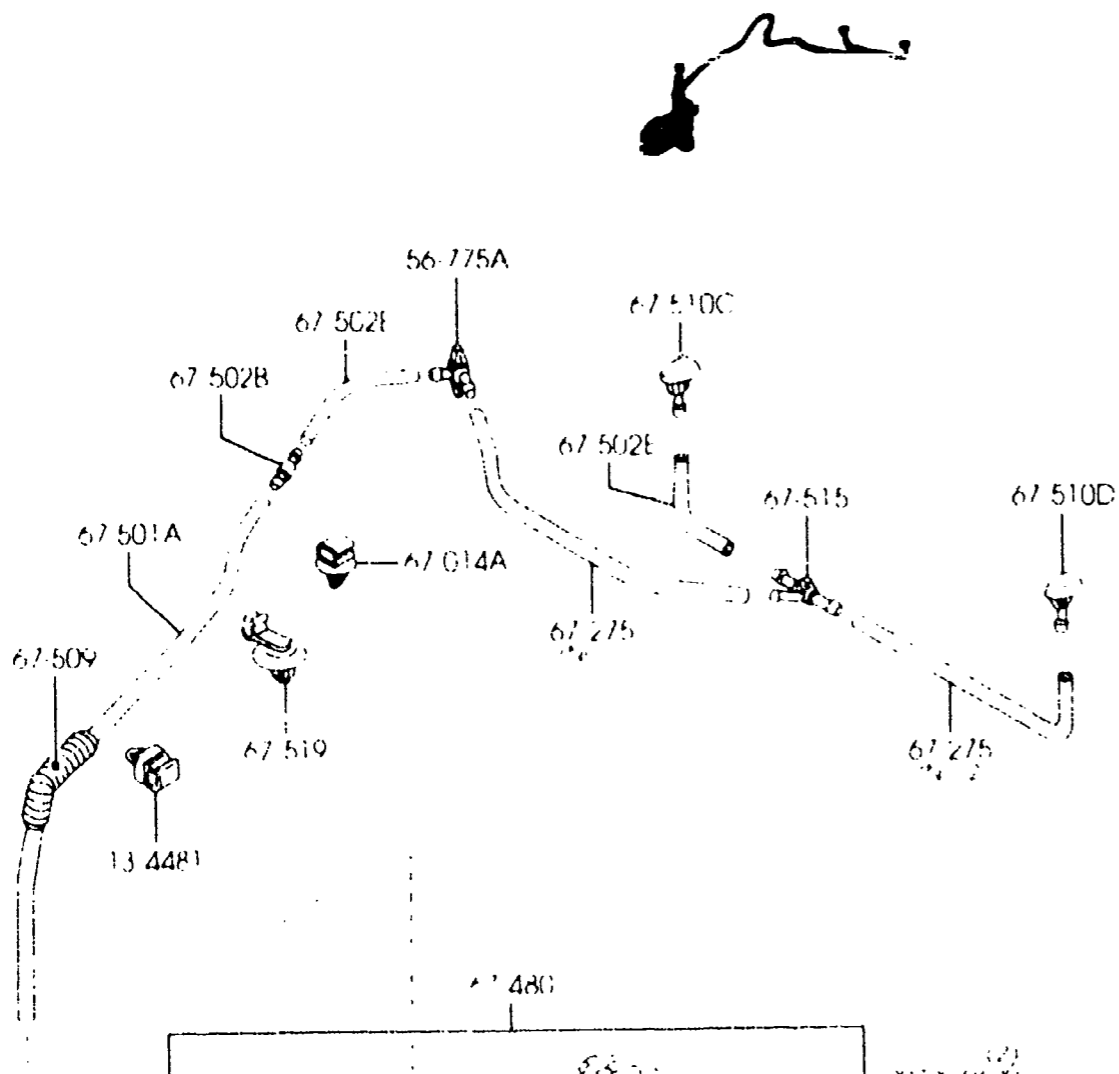


① 20-451	② 62-205	③ 67-PA1	④ 67-011C	⑤ 67-013A
⑥ 67-013A	⑦ 67-061K	⑧ 67-063		

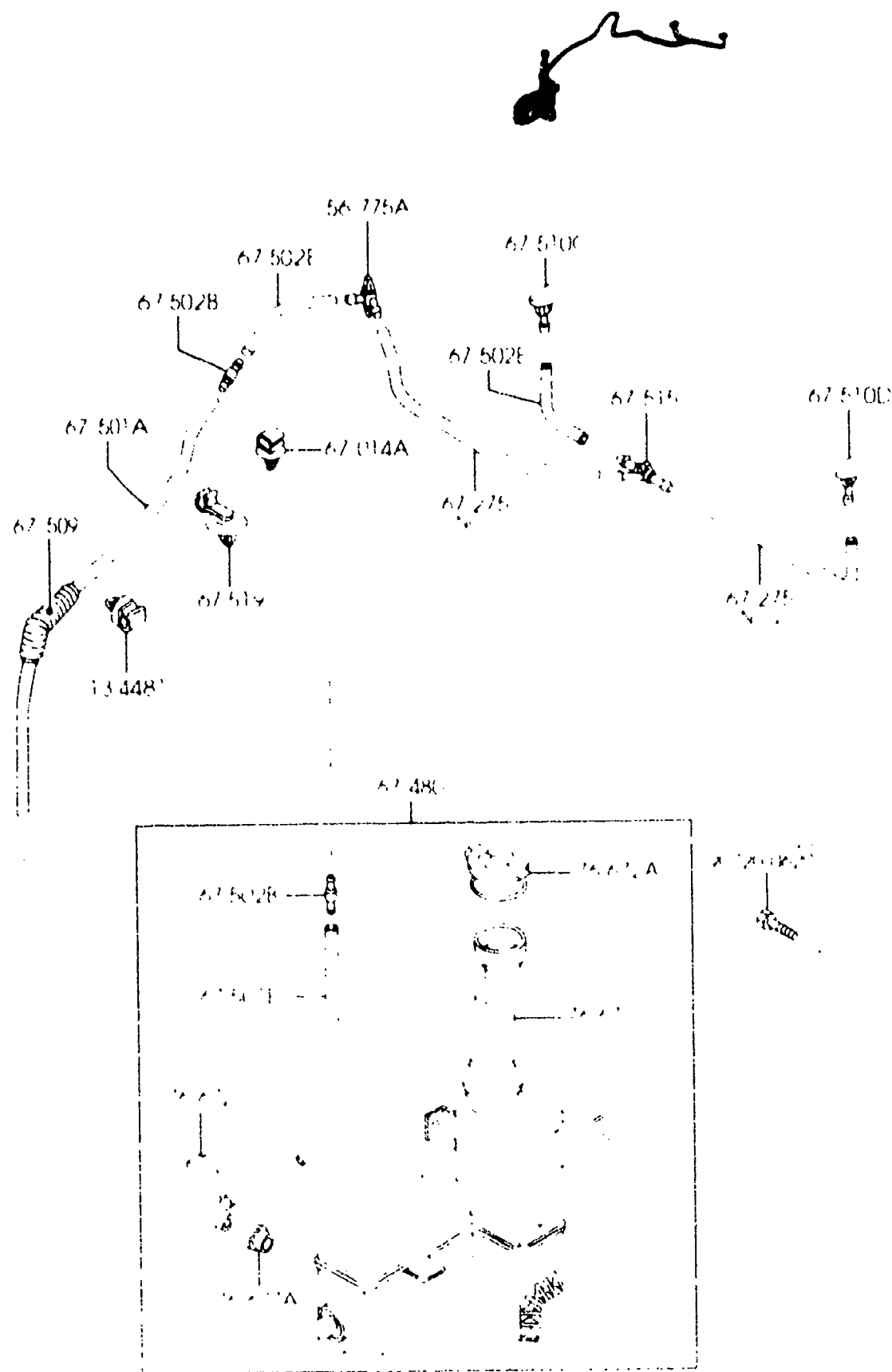
PART NO	QTY	MODEL/RESTRICTION	MODEL/RESTRICTION	MODEL/RESTRICTION	FROM TO
20-451		CLIP	ATTACHE		
B612-20-468	1				
62-205		GROMMET, LIFT GATE	ANNEAU, HAYON AR		
A017-67-491B	1				
67-PA1		PROTECTOR, F. HARNESS-APRON	PROTECTEUR, HARNAIS A V-TAB		
GA2B-67-PA1A	1				
67-011C		CLIP	CLIP		
E356-18-141	1				
67-013A		CLIP	ATTACHE		
BR70-67-CC6A	1 (ILLUST. NO.1)				
UB42-67-013	2 (ILLUST. NO.2)				
67-061K		PAD, PROTECTOR	FIBRANNE, PROTECTEUR		
G001-67-061	1				
67-063		PROTECTOR	PROTECTEUR		
GE4V-67-PF1A	2				

(2. 2L WASHER TANK

(5. 1L WASHER TANK

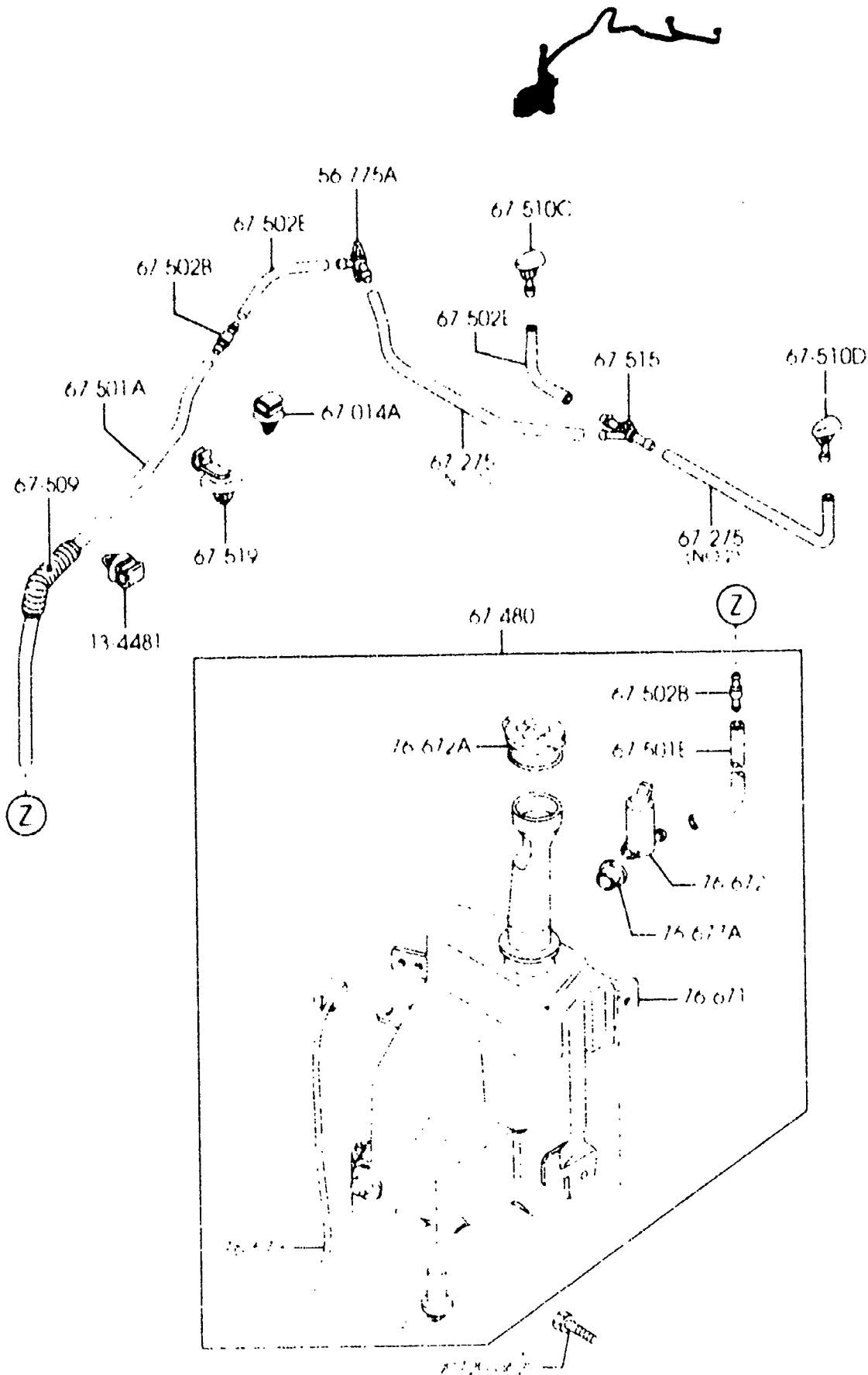


(2. 2L WASHER TANK)



PART NO	QTY	MODEL / RESTRICTION	MODEL / RESTRICTION	MODEL / RESTRICTION	FROM TO
13-4481	1	CLIP	ATTACHE		
N326-20-811	1				
56-775A	1	CLIP, WASHER HOSE	PINCE, FLEXIBLE DE LA VEUR		
M020-67-505	1				
67-014A	1	CLIP	CLIP		
GB02-67-014	1				
67-275	1 (ILLUST. NO.1)	HOSE, SCREEN WASHER	TUYAU, LAVE-GLACE		
B25D-67-501	1 (ILLUST. NO.2)				
C105-67-501	1				
67-480	1 (5.1L WASHER TANK)	TANK, WASHER-FRONT	RESERVOIR DE LAVE-GLACE		-1401
BJ0E-67-480F	1 (2.2L WASHER TANK)				-1401
B25D-67-480E	1 (2.2L WASHER TANK)				1401-1501
B25D-67-480F A (B25D-67-480G)	1 (5.1L WASHER TANK)				1401-1523
BJ0E-67-480G A (BJ0E-67-480H)	1 (2.2L WASHER TANK)				1501-
*B25D-67-480G	1 (5.1L WASHER TANK)				1523-
*BJ0E-67-480H	1				
67-501A	1	HOSE, SCREEN WASHER	TUYAU		-1401
B25N-67-501B	1				1401-
B25N-67-501C	1				
67-501E	1	PIPE, NOZZLE FRONT WASH	TUYAU, TUYERE-LAUEUR AV.		-1401
B25G-67-501A	1				1401-
B25G-67-501B	1				
67-502B	2	JOINT, HOSE	RACCORD, TUYAU SOUPLE		
DB05-67-502	2				
67-502E	2	JOINT, ELBOW-W. TANK	RACCORD, COUDE		
S084-67-502	2				
67-509	1	TUBE, CORRUGATE	TUBE ONDULE		
B25D-67-509	1				
1401 BJ22*	467569				
1501 BJ22*	467953				
1523 BJ22*	476498				

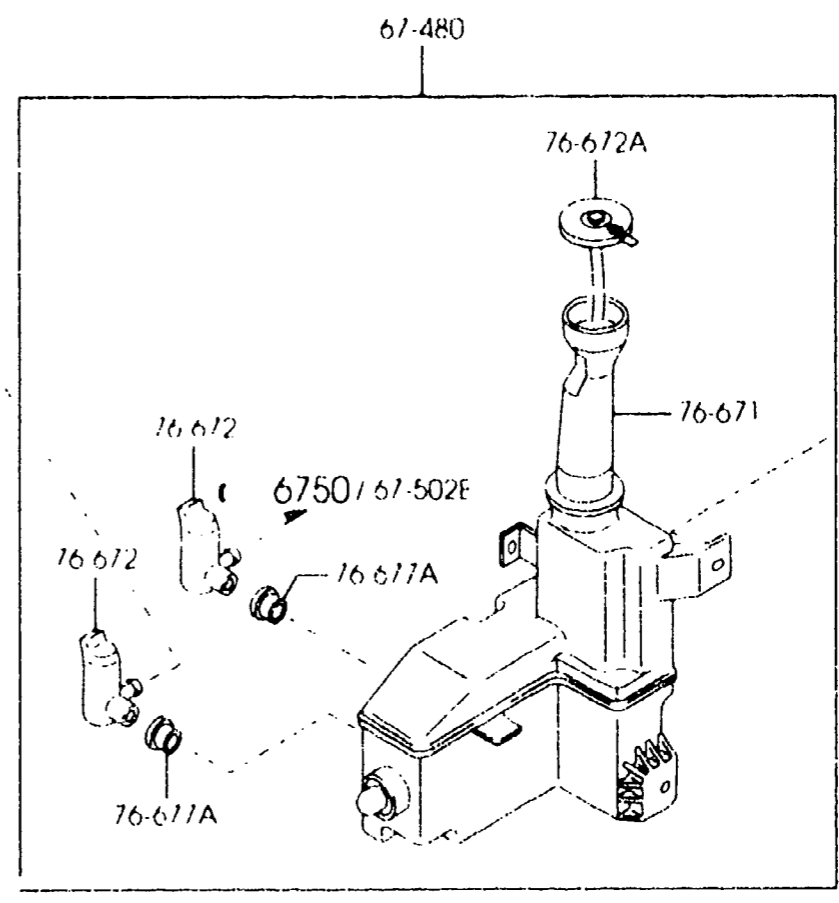
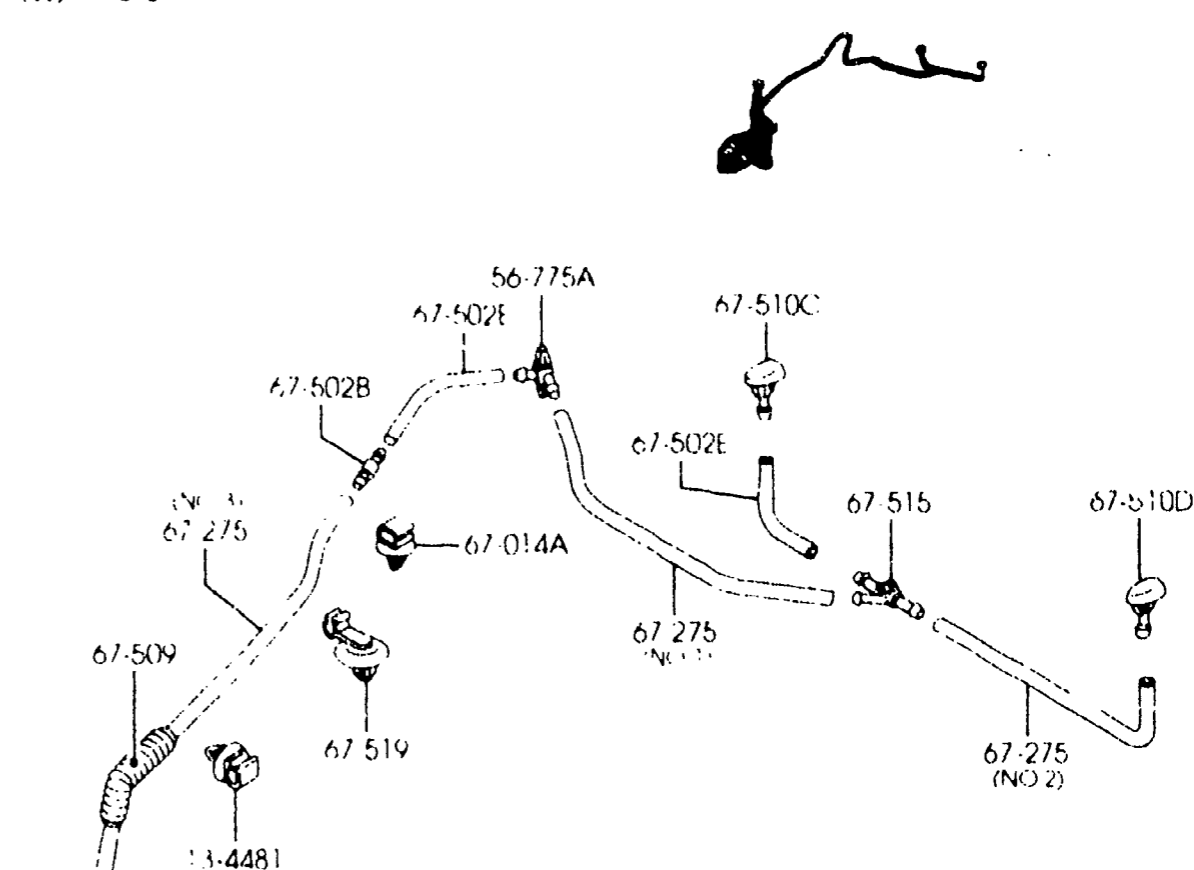
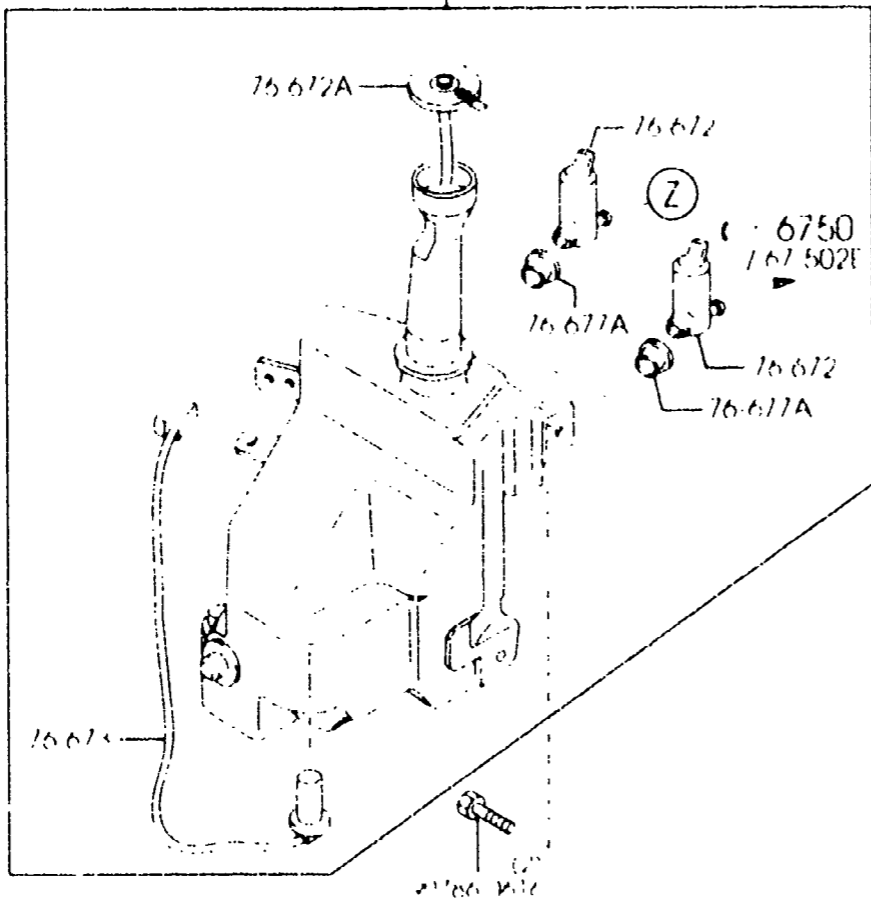
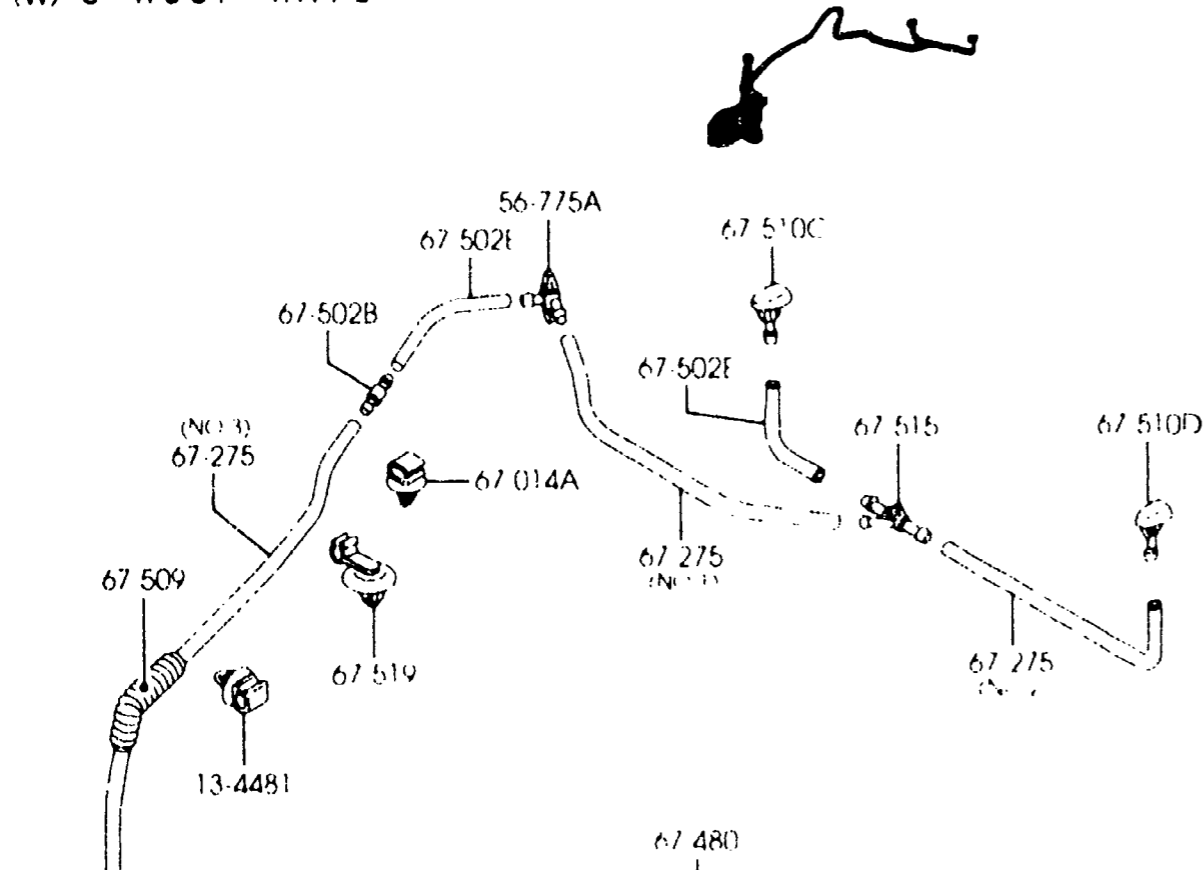
(5.1L WASHER TANK)



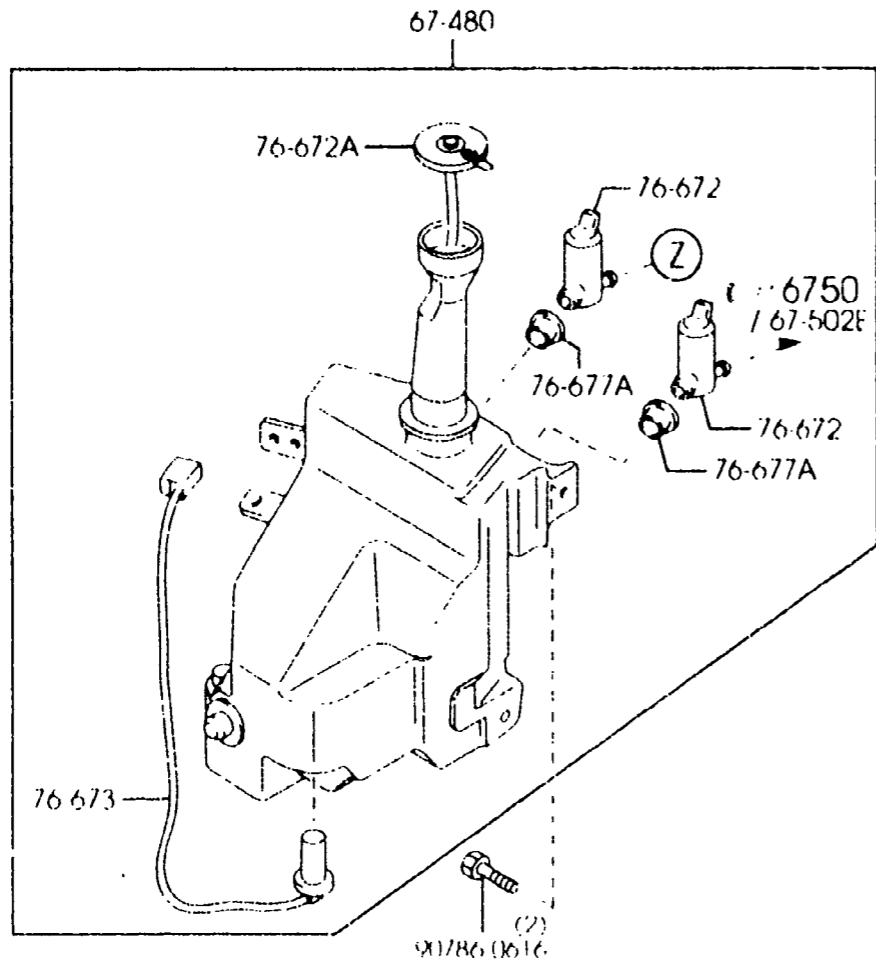
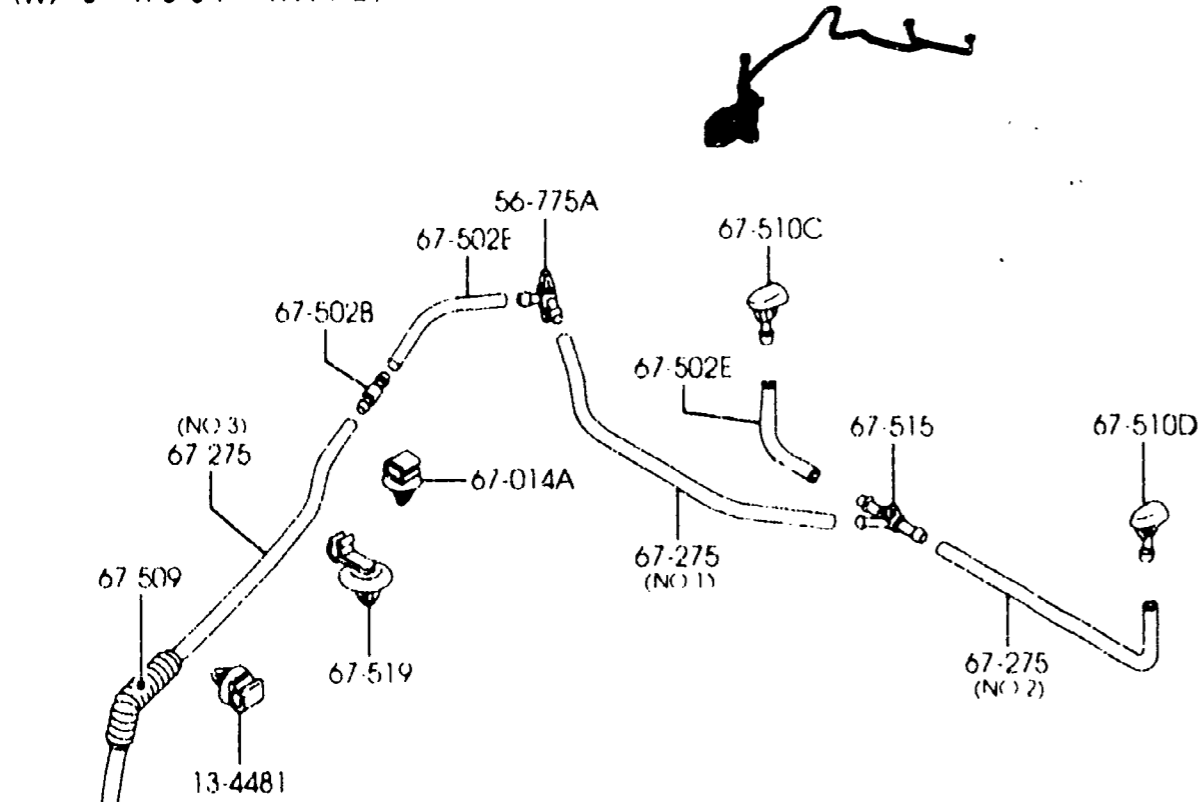
PART NO	QTY	MODEL/RESTRICTION	MODEL/RESTRICTION	MODEL/RESTRICTION	FROM TO
67-510C		NOZZLE(R), WASHER	BUSE(D), LAVE-GLACE		-1627
BJ0F-67-510A AN(BJ0F-67-510B)	1				1627-
*BJ0F-67-510B	1				
67-510D		NOZZLE(L), WASHER	BUSE(G), LAVE-GLACE		-1627
BJ0E-67-510B AN(BJ0E-67-510C)	1				1627-
*BJ0E-67-510C	1				
67-515		CLIP	ATTACHE		
GA2A-67-505	1				
67-519		CLIP, PIPE	ATTACHE		
B092-67-519A	1				
76-671		TANK, WASHER	RESERVOIR DE LAVE-GLACE		
BJ0E-67-481	1	(5.1L WASHER TANK)			
B25D-67-481	1	(2.2L WASHER TANK)			
76-672		PUMP, WASHER	POMPE, ESSUIE-GLACE		-1501
B25D-67-482 A (B25D-67-482A)	1				1501-
*B25D-67-482A	1				
76-672A		CAP, TANK	BOUCHON DE RESERVOIR		
GJ21-67-483	1				
76-673		SWITCH, LEVEL	CONTACT DE NIVEAU		
BJ0E-67-488	1	(5.1L WASHER TANK)			
76-677A		GROMMET, WASHER TANK	ANNEAU		
S084-76-677	1				
1501 BJ22* -667953					

(W/O ROOF RAIL)

(W/ROOF RAIL)



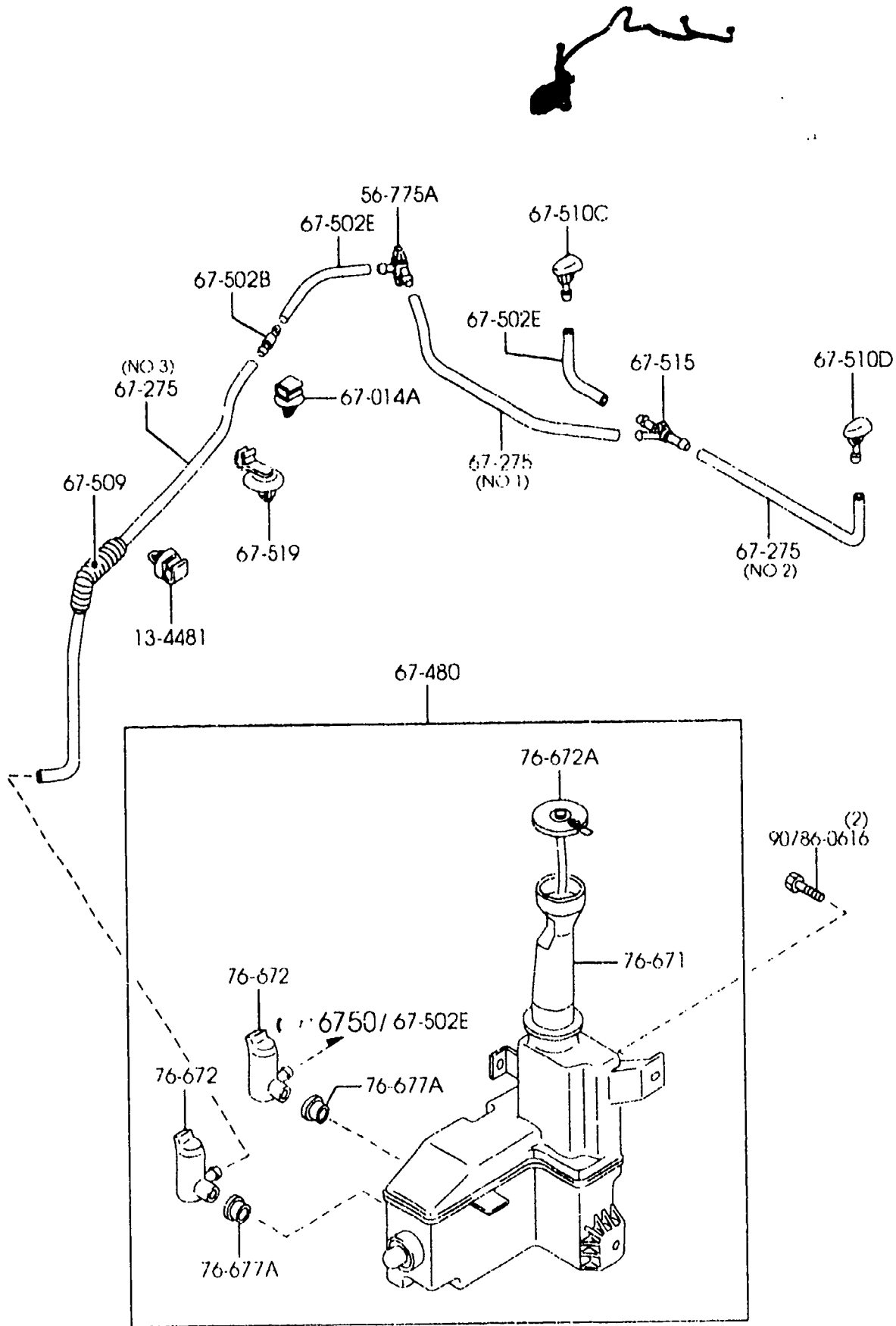
(W/O ROOF RAIL)



PART NO	QTY	MODEL/RESTRICTION	MODEL/RESTRICTION	MODEL/RESTRICTION	FROM TO
13-4481		CLIP	ATTACHE		
N326-20-811	1				
56-775A		CLIP, WASHER HOSE	PINCE, FLEXIBLE DE LA VEUR		
M020-67-505	1				
67-014A		CLIP	CLIP		
GB02-67-014	1				
67-275		HOSE, SCREEN WASHER	TUYAU, LAVE-GLACE		
B25D-67-501	1	(ILLUST. NO. 1)			
B25T-67-501D	1	(ILLUST. NO. 3)			
C105-67-501	1	(ILLUST. NO. 2)			
67-480		TANK, WASHER-FRONT	RESERVOIR DE LAVE-GLACE		
*BN5V-67-480 A (BN5V-67-480A)	1	(W/O ROOF RAIL)	(SANS GALERIE)		-1523
B30P-67-480 A (B30P-67-480A)	1	(W/ROOF RAIL)	(AVEC GALERIE)		-1523
*BN5V-67-480A	1	(W/O ROOF RAIL)	(SANS GALERIE)		1523-
*B30P-67-480A	1	(W/ROOF RAIL)	(AVEC GALERIE)		1523-
67-502B		JOINT, HOSE	RACCORD, TUYAU SOUPLE		
DB05-67-502	1				
67-502E		JOINT, ELBOW-W. TANK	RACCORD, COUDE		
S084-67-502	2				
67-509		TUBE, CORRUGATE	TUBE ONDULE		
B25D-67-509	1				
67-510C		NOZZLE(R), WASHER	BUSE(D), LAVE-GLACE		
BJ0F-67-510A AN(BJ0F-67-510B)	1				-1627
*BJ0F-67-510B	1				1627-
67-510D		NOZZLE(L), WASHER	BUSE(G), LAVE-GLACE		
BJ0E-67-510B AN(BJ0E-67-510C)	1				-1627
*BJ0E-67-510C	1				1627-

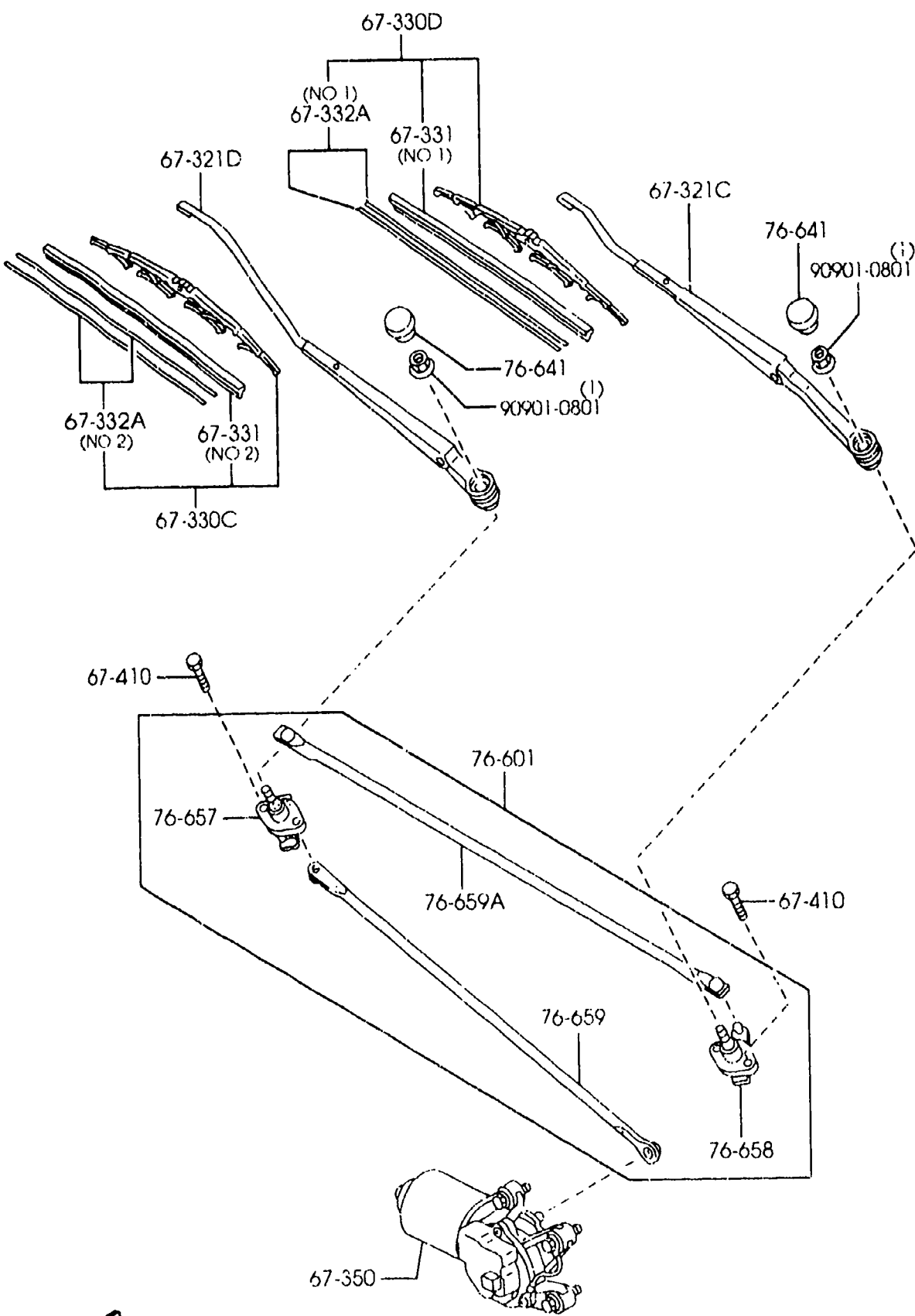
1523 BJ22* -476498

(W/ROOF RAIL)

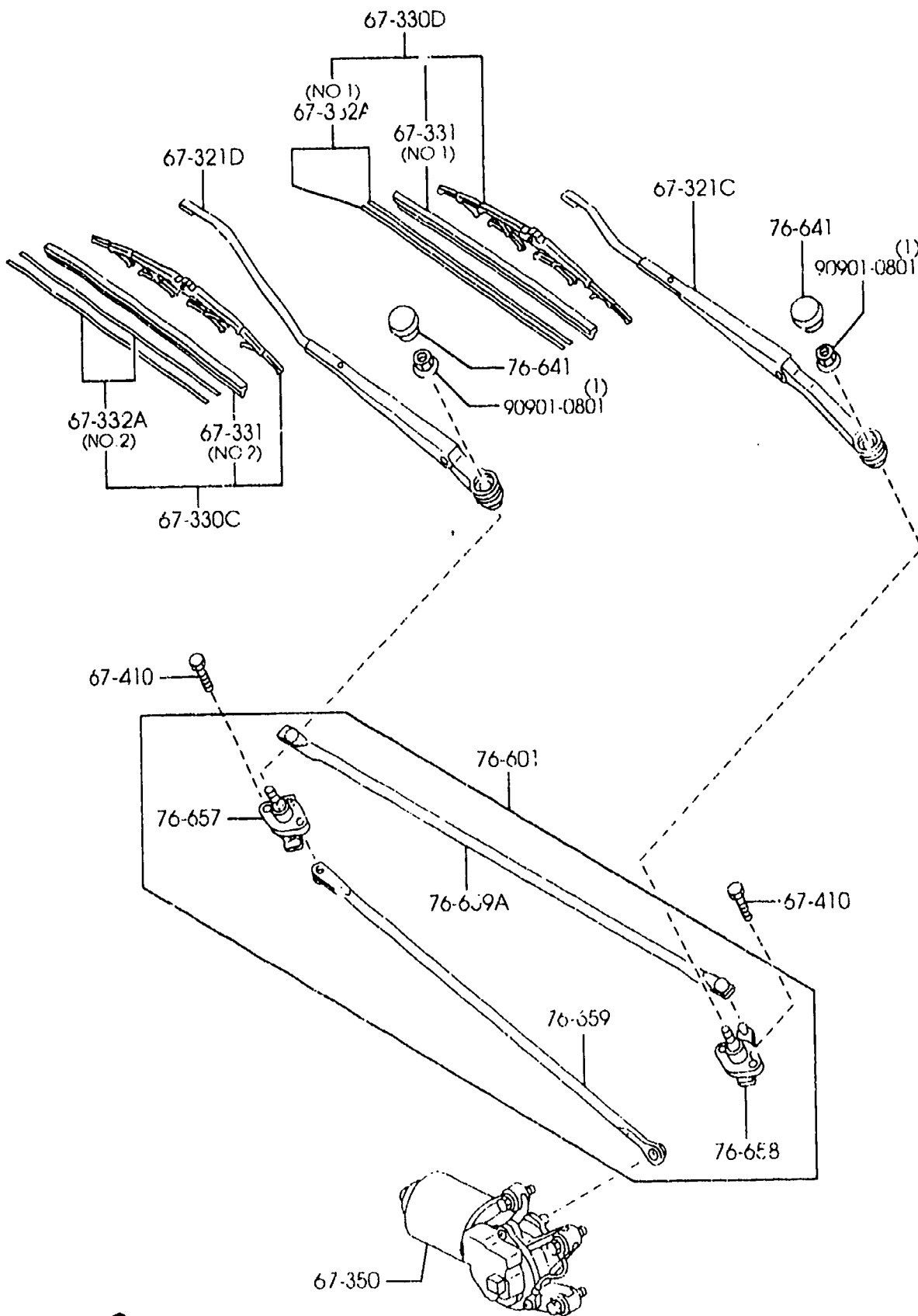


PART NO.	QTY	MODEL/RESTRICTION	MODEL/RESTRICTION	MODEL/RESTRICTION	FROM-TO
67-515		CLIP	ATTACHE		
GA2A-67-505	1				
67-519		CLIP, PIPE	ATTACHE		
B092-67-519A	1				
76-671		TANK, WASHER	RESERVOIR DE LAVE-GLACE		
B30P-67-481	1	(W/ROOF RAIL)	(AVEC GALERIE)		
76-672		PUMP, WASHER	POMPE, ESSUIE-GLACE		
B25D-67-482	2				-1523
A (B25D-67-482A)					
*B25D-67-482A	2				1523-
76-672A		CAP, TANK	BOUCHON DE RESERVOIR		
FD01-67-483	1				
76-673		SWITCH, LEVEL	CONTACT DE NIVEAU		
*BJ0E-67-488	1	(W/O ROOF RAIL)	(SANS GALERIE)		
76-677A		GROMMET, WASHER TANK	ANNEAU		
S084-76-677	2				

1523 BJ22* -476498



PART NO.	QTY	MODEL/RESTRICTION	MODEL/RESTRICTION	MODEL/RESTRICTION	FROM-TO
67-321C		ARM, WIPER-DRIVER SIDE	BRAS, BALAI-COTE COND		
BJOE-67-321	1		UCT.		
67-321D		ARM, WIPER-PASS. SIDE	BRAS, BALAI-COTE		
BJOF-67-321	1				
67-330C		BLADE(R), WIPER-FRONT	LAME(D), ESSUYEUR-AVA		
BJOF-67-330	1		NT		
67-330D		BLADE(L), WIPER-FRONT	LAME(G), ESSUYEUR-AVA		
BJOE-67-330	1		NT		
67-331		RUBBER, BLADE-FRONT	CAOUT. (D), LAME-AVANT		
BJOE-67-333	1 (ILLUST. NO. 1)				
BJOF-67-333	1 (ILLUST. NO. 2)				
67-332A		PLATE, BACKING	PLAQUE, SOUTIEN		
BJOE-67-332	1 (ILLUST. NO. 1)				
BJOF-67-332	1 (ILLUST. NO. 2)				
67-350		MOTOR, WIPER	MOTEUR ESSUIE-CLACE		
BJOE-67-340D	1				
67-410		BOLT	BOULON		
B455-67-369	4				
76-601		LINK, WIPER	TRINGLE D'ESSUIE-GLA		
BJOE-67-360C	1 (EXC. COLD SPEC)		CE		
BJOF-67-360B	1 (COLD SPEC)				
76-641		COVER, WIPER ARM-FRONT	COUVERCLE BRAS ESSUI		
LA01-67-395C	2		-GLAC		
76-657		SHAFT, DRIVE NO. 1	ARBRE D'ENTRAINEMENT		
BJOE-67-363	1 (EXC. COLD SPEC)		NO 1		
BJOF-67-363	1 (COLD SPEC)				
76-658		SHAFT, DRIVE NO. 2	ARBRE D'ENTRAINEMENT		
BJOE-67-364	1 (EXC. COLD SPEC)		NO 2		
BJOF-67-364	1 (COLD SPEC)				

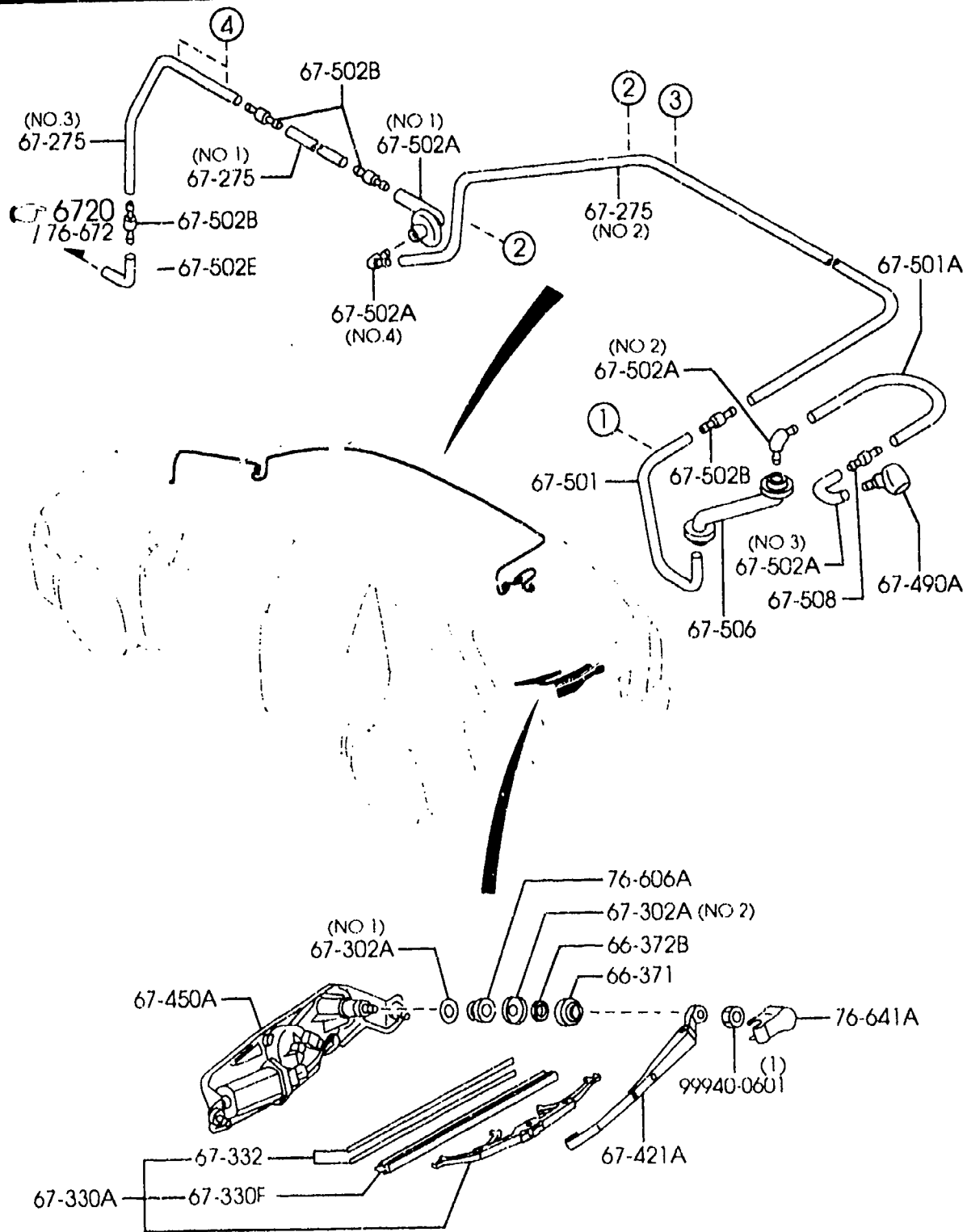


PART NO.	QTY	MODEL/RESTRICTION	MODEL/RESTRICTION	MODEL/RESTRICTION	FROM-TO
76-659		ARM NO.1, LINK	BRAS		
BJGE-67-361A	1				
76-659A		ARM NO.2, LINK	BRAS		
BJOE-67-362	1				



6750A WINDOW WIPER & WASHER (REAR)
(5-DOOR)

6750A -1 WINDOW WIPER & WASHER (REAR)
(5-DOOR)

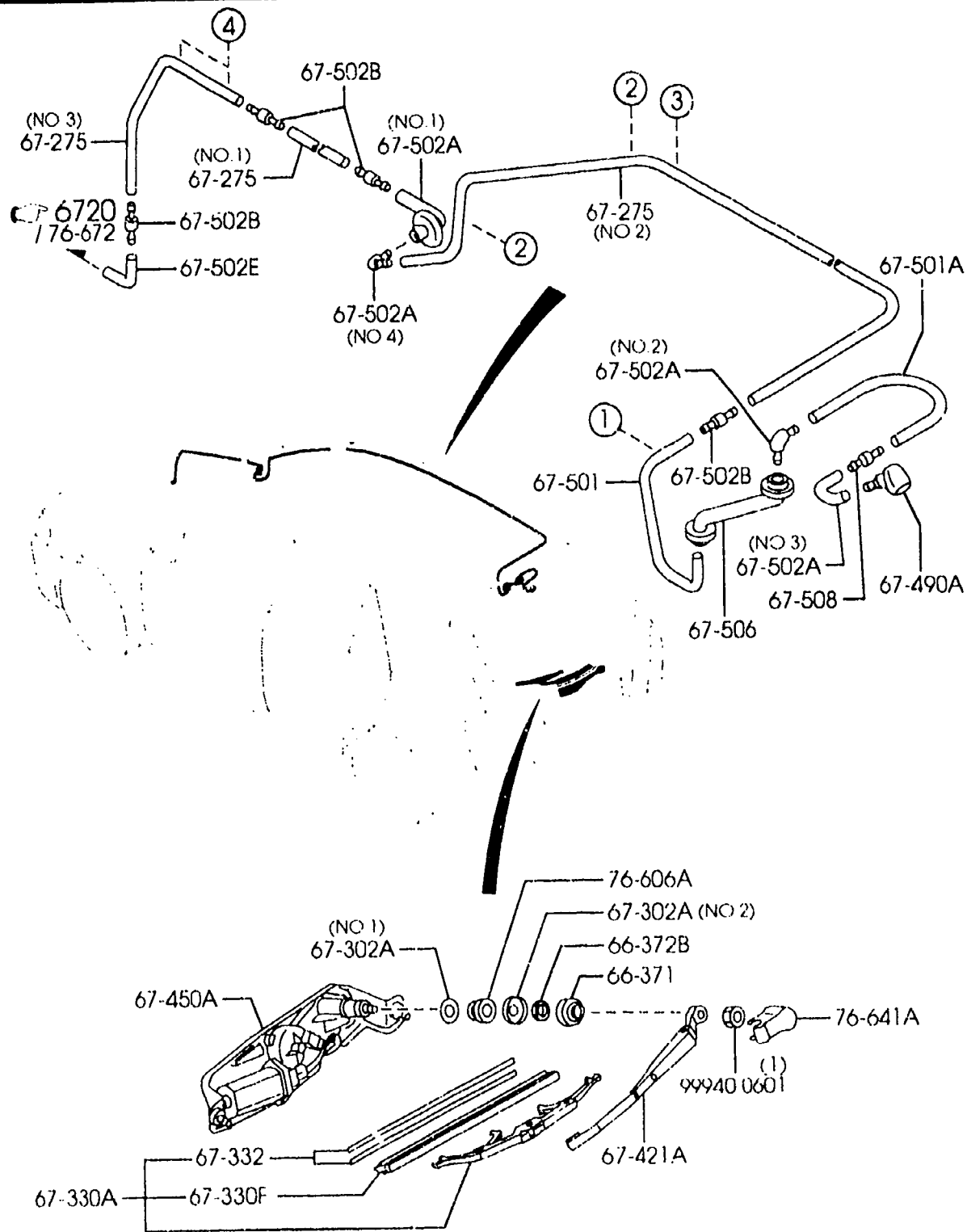


①	②	③	④
66-941A (NO 1)	66-941A (NO 2)	67-CB5	67-519

PART NO.	QTY	MODEL/RESTRICTION	MODEL/RESTRICTION	MODEL/RESTRICTION	FROM-TO
66-371		CAP, SEAL	BOUCHON D'ETANCHEITE		
G14T-67-366	1				
66-372B		NUT	ECROU		
D101-76-605	1				
66-941A		CLIP	ATTACHE		
G808-66-941	1 (ILLUST. NO.1)				
UB54-67-121	2 (ILLUST. NO.2)				
67-CB5		CLIP	ATTACHE		
B455-67-CB5	1				
67-275		HOSE, SCREEN WASHER	TUYAU, LAVE-GLACE		
B25K-67-501	1 (ILLUST. NO.1)				
B25L-67-501B	1 (ILLUST. NO.2)				
GE7A-67-501	1 (ILLUST. NO.3)				
67-302A		WASHER	RONDELLE		
B25H-67-308	1 (ILLUST. NO.1)				
G14T-67-308	1 (ILLUST. NO.2)				
67-330A		BLADE, WIPER-REAR	BALAI, ESSUIE-GLACE		
B25H-67-330	1				
67-330F		BLADE, WIPER	RACLETTE, BALAI		
B25H-67-333	1				
67-332		WING, WIPER BLADE	AILE, RACLETTE ESSUYEUR		
B25H-67-332	1				
67-421A		ARM, WIPER	BALAI D'ESSUIE GLACE		
B25H-67-421	1				
67-450A		MOTOR	MOTEUR		
B25H-67-450A	1				
67-490A		NOZZLE, WASHER-R. WIND	BUSE, LAVE-GLACE-AR		
B25H-67-510B	1				

6750A WINDOW WIPER & WASHER (REAR)
(5-DOOR)

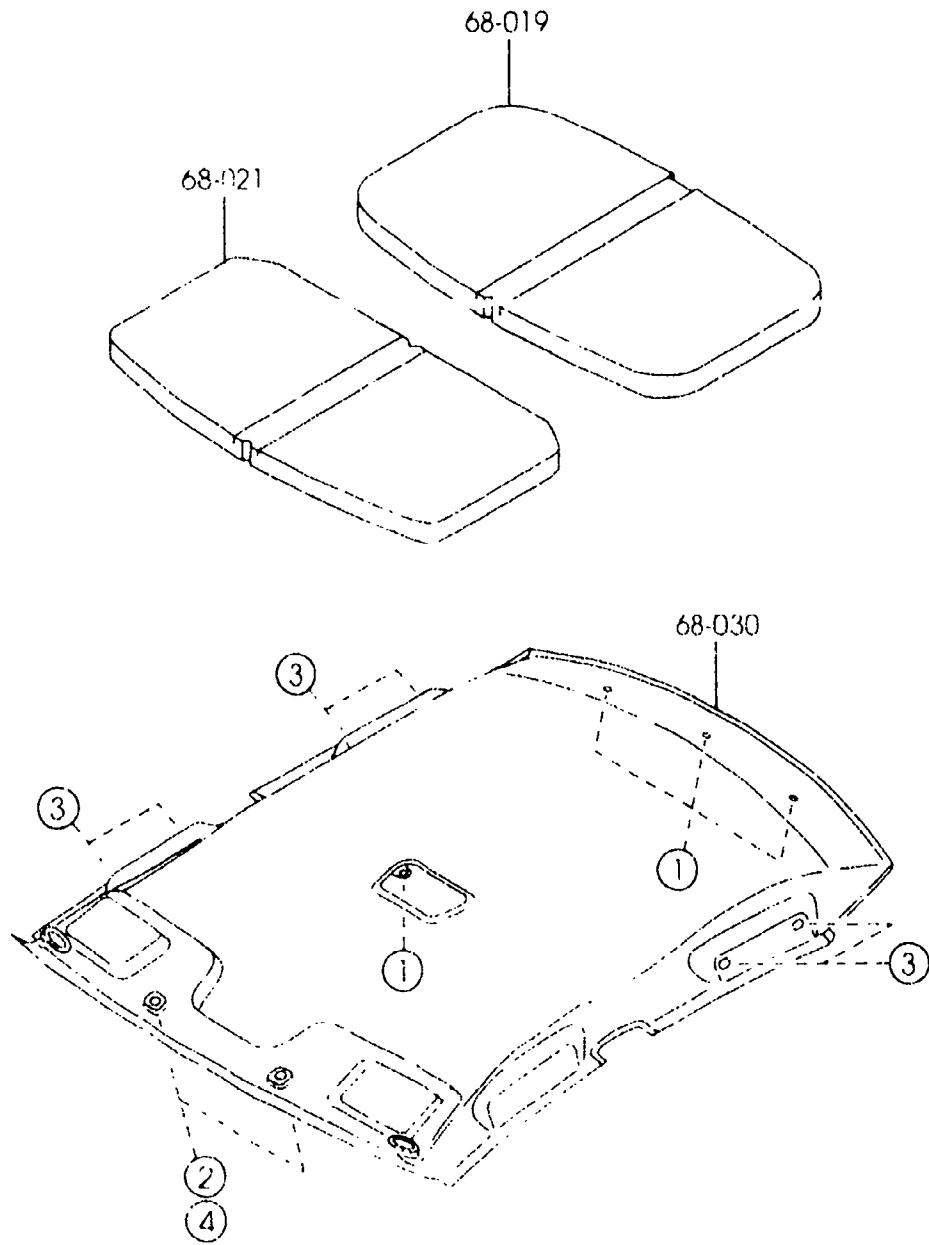
6750A -2 * WINDOW WIPER & WASHER (REAR)
(5-DOOR)



①	②	③	④
66-941A (NO 1)	66-941A (NO 2)	67-CB5	67-519

PART NO.	QTY	MODEL/RESTRICTION	MODEL/RESTRICTION	MODEL/RESTRICTION	FROM-TO
67-501	1	HOSE(R), NOZZLE	TUYAU(D), BUSE		
G14X-67-501A					
67-501A	1	HOSE, SCREEN WASHER	TUYAU		
D105-67-501					
67-502A	1	JOINT, HOSE	RACCORD DE TUYAU C.T .C.		
B01D-67-502A					
B16M-67-502	1	(ILLUST. NO. 1)			
B25H-67-502	1	(ILLUST. NO. 2)			
G14S-67-502	1	(ILLUST. NO. 4)			
67-502B	4	JOINT, HOSE	RACCORD, TUYAU SOUPLE		
DB05-67-502					
67-502E	1	JOINT, ELBOW-W. TANK	RACCORD, COUDE		
S084-67-502					
67-506	1	PROTECTOR, HOSE	PROTECTEUR		
B16M-67-506					
67-508	1	VALVE, CHECK	SOUPAPE DE RETENUE		
FA54-67-508					
67-519	2	CLIP, PIPE	ATTACHE		
B499-67-519					
76-606A	1	BUSH, OUTER	BUSELURE EXT.		
B25H-67-407					
76-641A	1	COVER, WIPER ARM-REAR	COUVERCLE BRAS ESSUI-GLAC		
G14T-67-395					

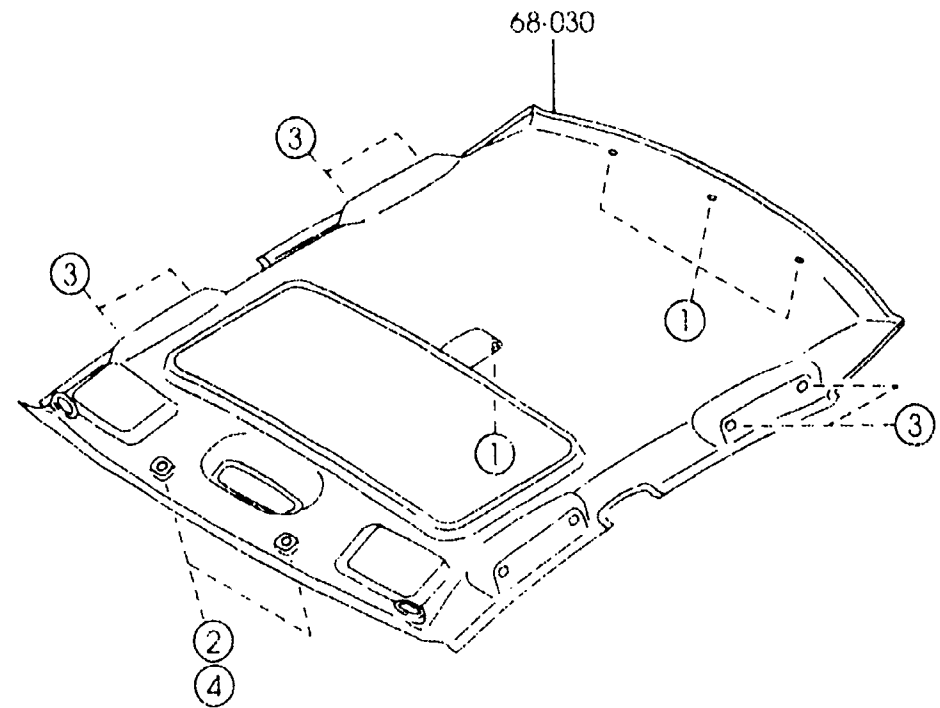
(W/O SUNROOF)



①	②	③	④
68-865G	69-261B	69-730	99872-0520E ⁽²⁾



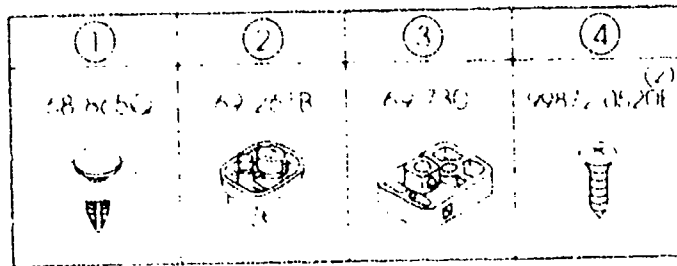
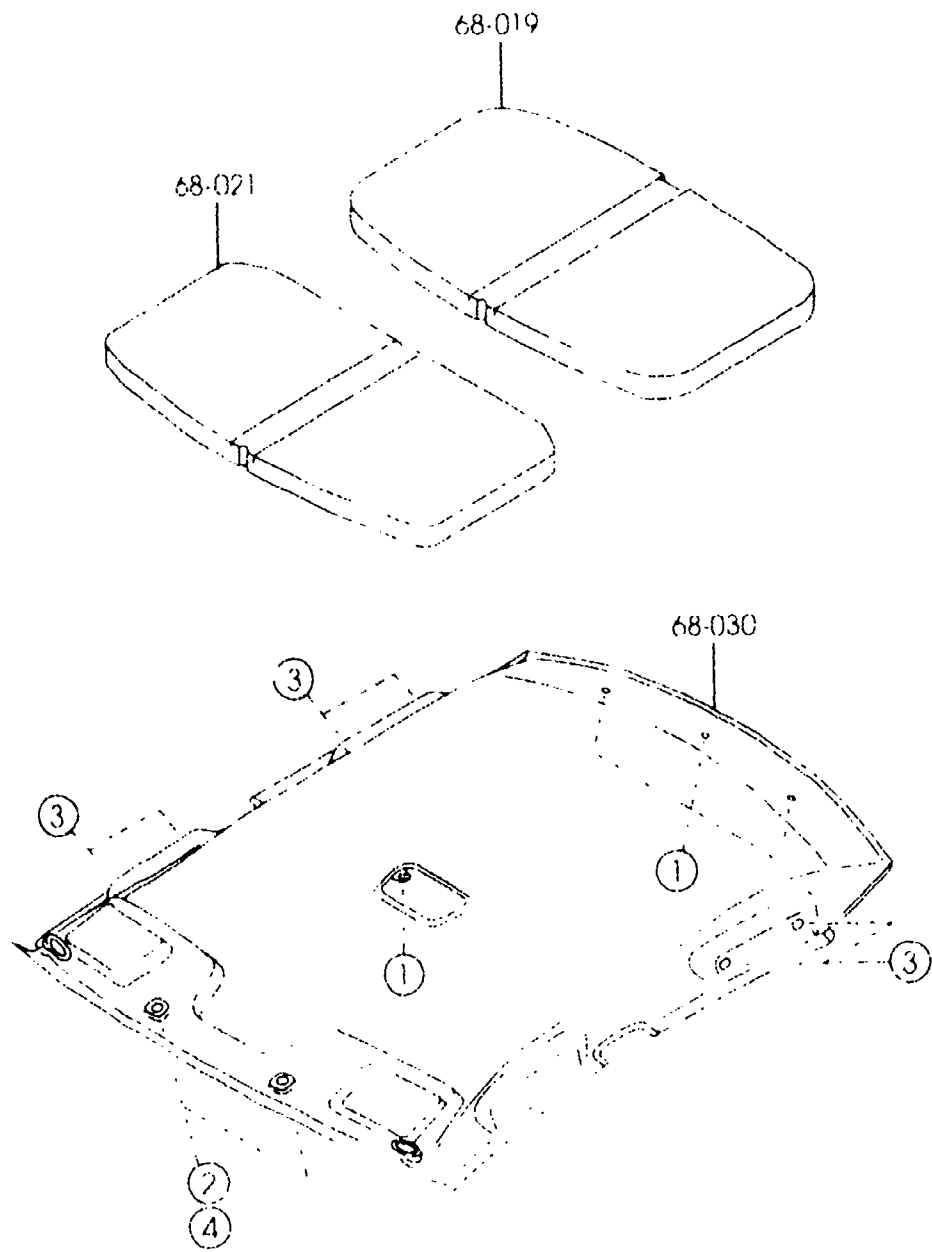
(W/SUNROOF)



①	②	③	④
68-865G	69-261B	69-730	99872-0520E ⁽²⁾



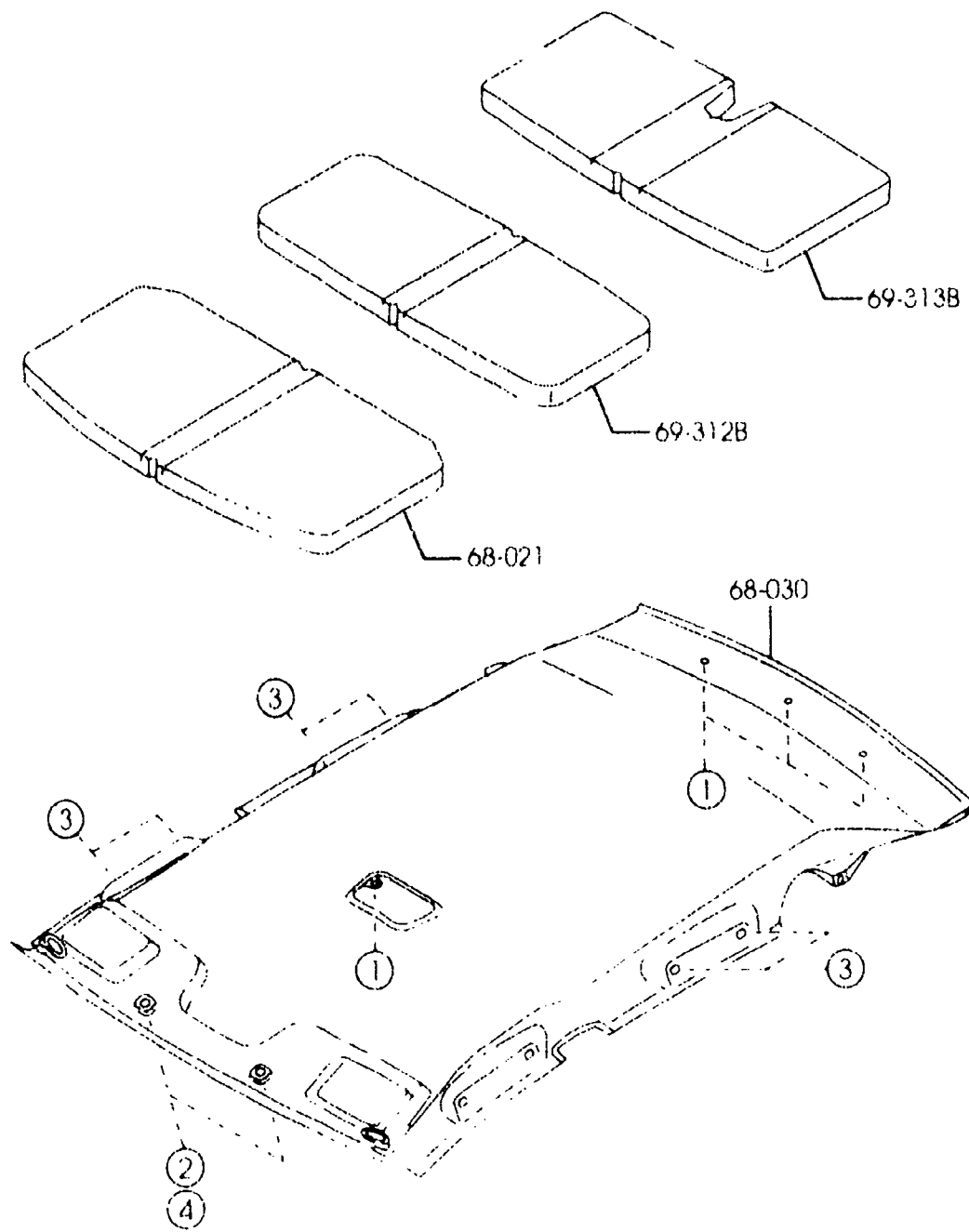
(W/O SUNROOF)



PART NO	QTY	MODEL/RESTRICTION	MODEL/RESTRICTION	MODEL/RESTRICTION	FROM '0
68-019		INSULATOR, ROOF-RR.	ISOLANT AR, TOIT		
GJ21-68-016	1	(W/O SUNROOF)	(TOIT NORMAL)		
68-021		LINING, HEAD	DOUBLURE, TOIT		
B25E-68-021	1	(W/O SUNROOF)	(TOIT NORMAL)		
68-030		CEILING, TOP	CIEL DE PAVILLON		
BK7F-68-030A	1	(W/SUNROOF)	(TOIT OUVR)		
03	INT-	BN1 BN2 BN4 LIGHT GRAY	BN1 BN2 BN4 GRIS CLAIR		
80	INT-	BN3 BEIGE	BN3 BEIGE		
BK7K-68-030C	1	(W/O SUNROOF)	(TOIT NORMAL)		
03	INT-	BN1 BN2 BN4 LIGHT GRAY	BN1 BN2 BN4 GRIS CLAIR		
80	INT-	BN3 BEIGE	BN3 BEIGE		
68-8650		FASTENER	AGRAFE		
GJ21-68-885B	4				
03	INT-	BN1 BN2 BN4 LIGHT GRAY	BN1 BN2 BN4 GRIS CLAIR		
80	INT-	BN3 BEIGE	BN3 BEIGE		
69-261B		ADAPTER, CENTER	ADAPTEUR, CENTRAL		
BJ1V-69-261	2				
03	INT-	BN1 BN2 BN4 LIGHT GRAY	BN1 BN2 BN4 GRIS CLAIR		
80	INT-	BN3 BEIGE	BN3 BEIGE		
69-730		SPACER	RONDELLE		
G14S-69-445	6				



(W/O SUNROOF)



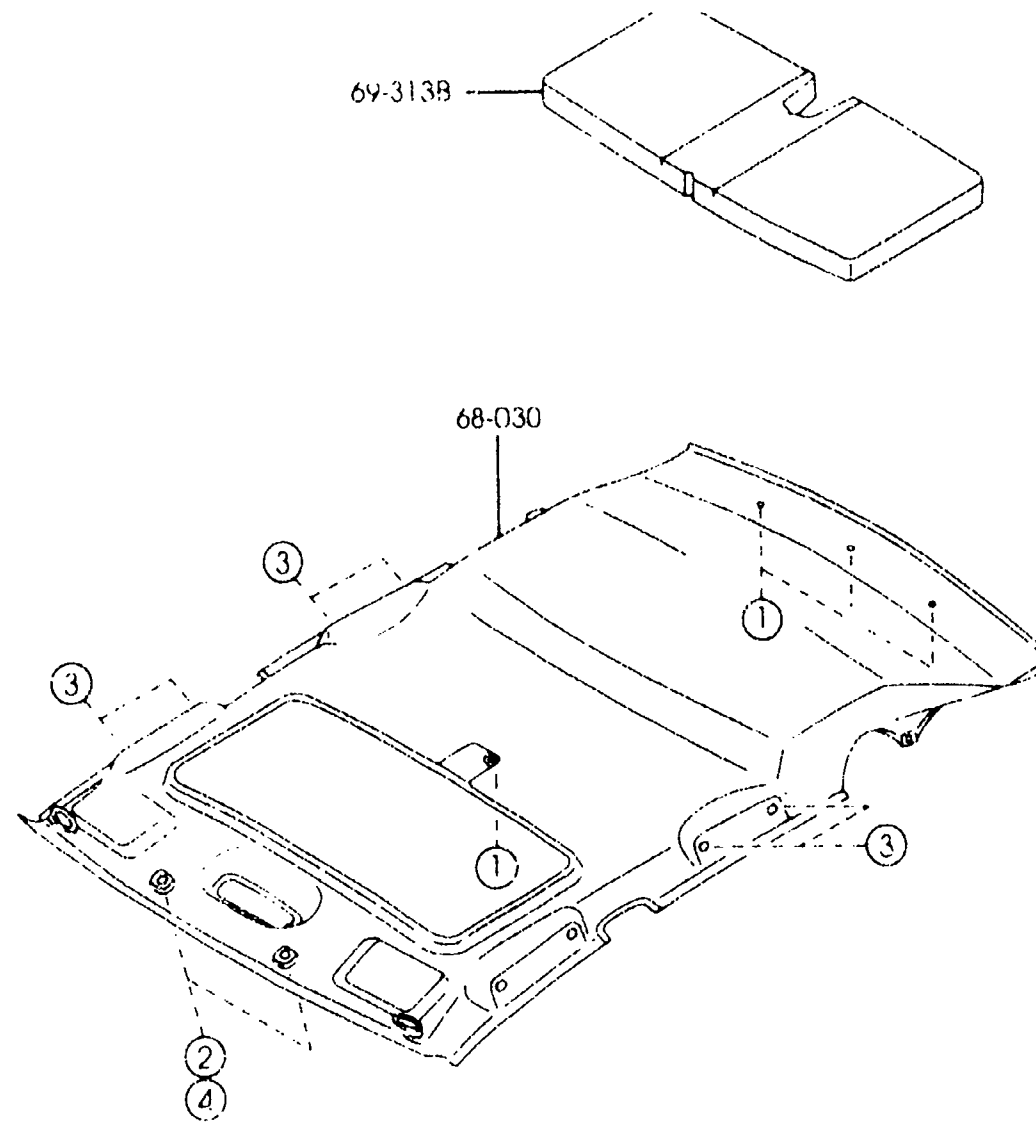
①	②	③	④
68-865G	69-261B	69-730	99872-0520E ⁽²⁾



AUBA09

(2B46631)

(W/SUNROOF)



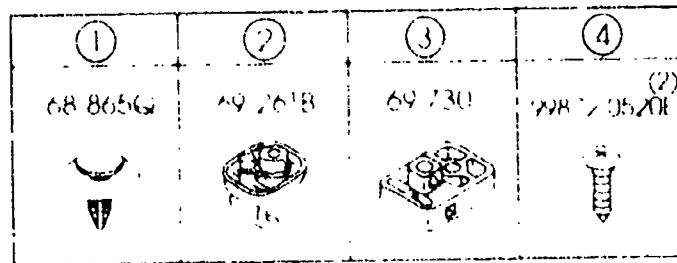
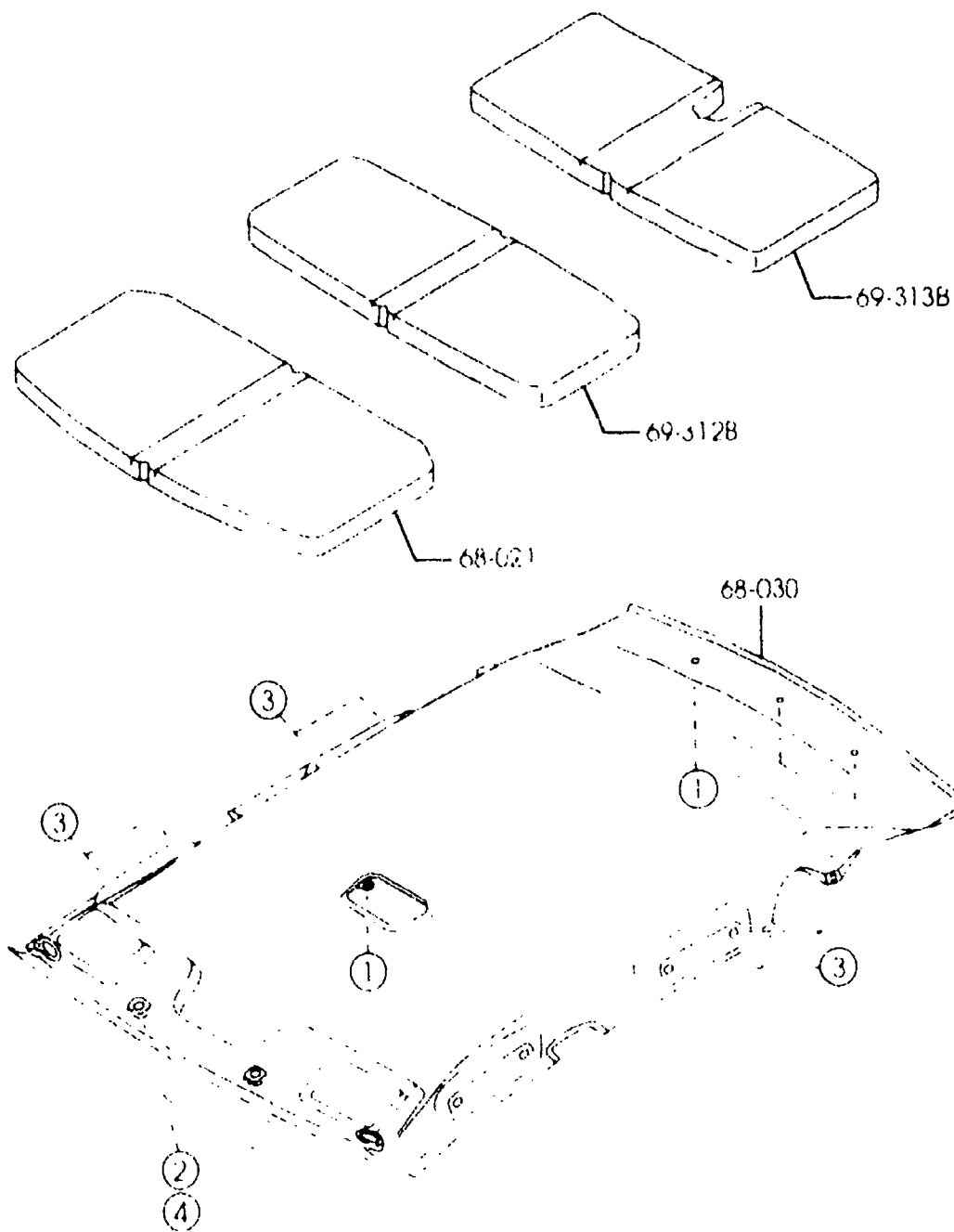
①	②	③	④
68-865G	69-261B	69-730	99872-0520E ⁽²⁾



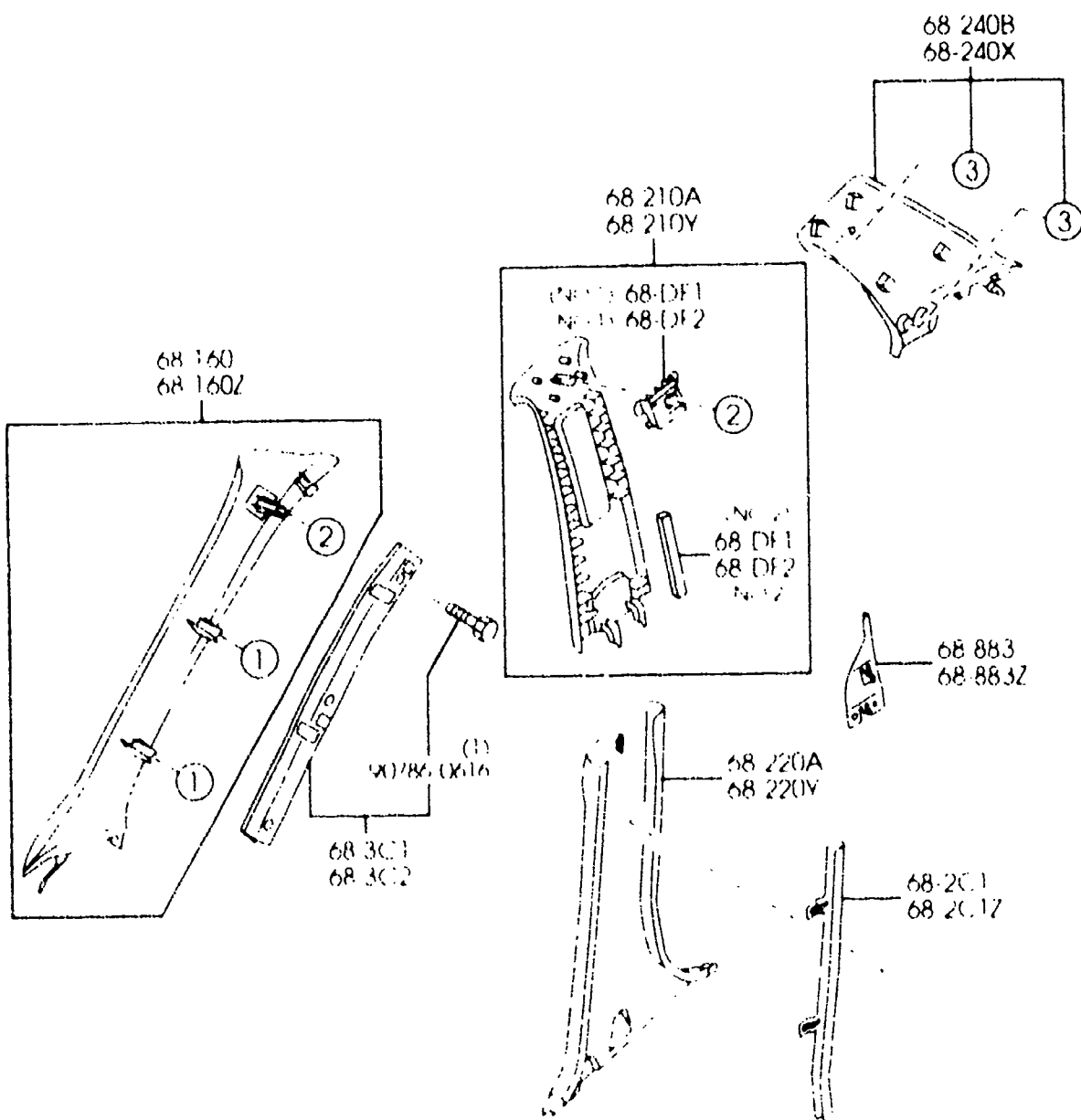
AUBA09

(2B46632)

(W/O SUNROOF)

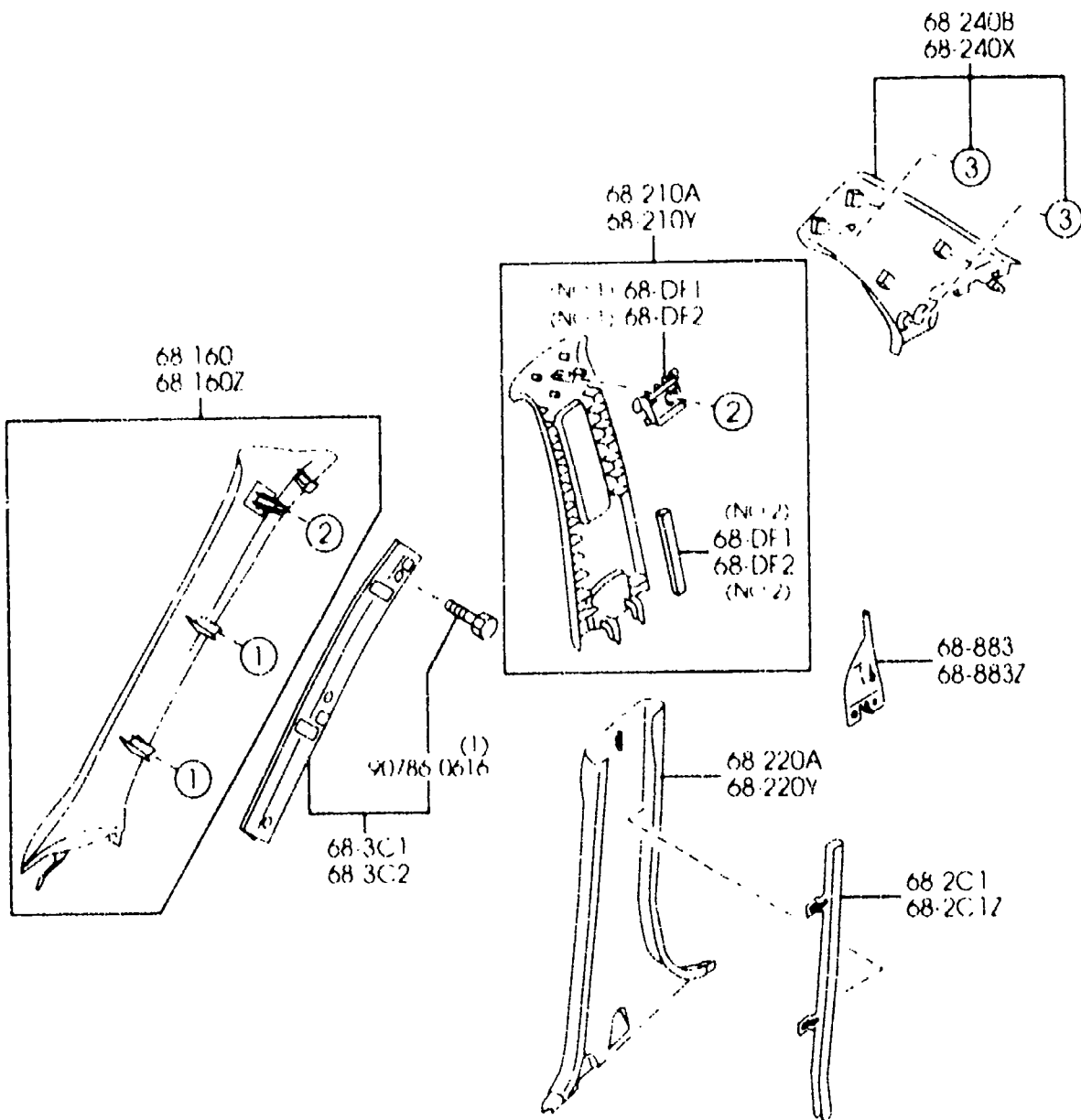


PART NO	QTY	MODEL/RESTRICTION	MODEL/RESTRICTION	MODEL/RESTRICTION	FROM TO
68-021		LINING, HEAD	DOUBLURE, TOIT		
GE4T-68-021	1	(W/O SUNROOF)	(TOIT NORMAL)		
68-030		CEILING, TOP	CIEL DE PAVILLON		
BN5V-68-030D	1	(W/O SUNROOF)	(TOIT NORMAL)		
03	INT-	BN1 BN2 BN4 LIGHT GRAY	BN1 BN2 BN4 GRIS CLAIR		
BN6A-68-030D	1	(W/SUNROOF)	(TOIT OUVR)		-1317
03	INT-	BN1 BN2 BN4 LIGHT GRAY	BN1 BN2 BN4 GRIS CLAIR		
BN6A-68-030E	1	(W/SUNROOF)	(TOIT OUVR)		1317-
03	INT-	BN1 BN2 BN4 LIGHT GRAY	BN1 BN2 BN4 GRIS CLAIR		
68-865Q		FASTENER	AGRAFE		
GJ21-68-885B	4				
03	INT-	BN1 BN2 BN4 LIGHT GRAY	BN1 BN2 BN4 GRIS CLAIR		
69-261B		ADAPTER, CENTER	ADAPTEUR, CENTRAL		
BJ1V-69-261	2				
03	INT-	BN1 BN2 BN4 LIGHT GRAY	BN1 BN2 BN4 GRIS CLAIR		
69-312B		INSULATOR NO. 2, ROOF	ISOLATEUR NO2 DE CIE		
GE4V-68-021	1				
69-313B		INSULATOR NO. 3, ROOF	ISOLANT NO 3, TOIT		
B25H-68-023A	1				
69-730		SPACER	RONDELLE		
G145-69-445	6				
1317 BJ22* 447246					



①	②	③
68 160	68 172H	68 865

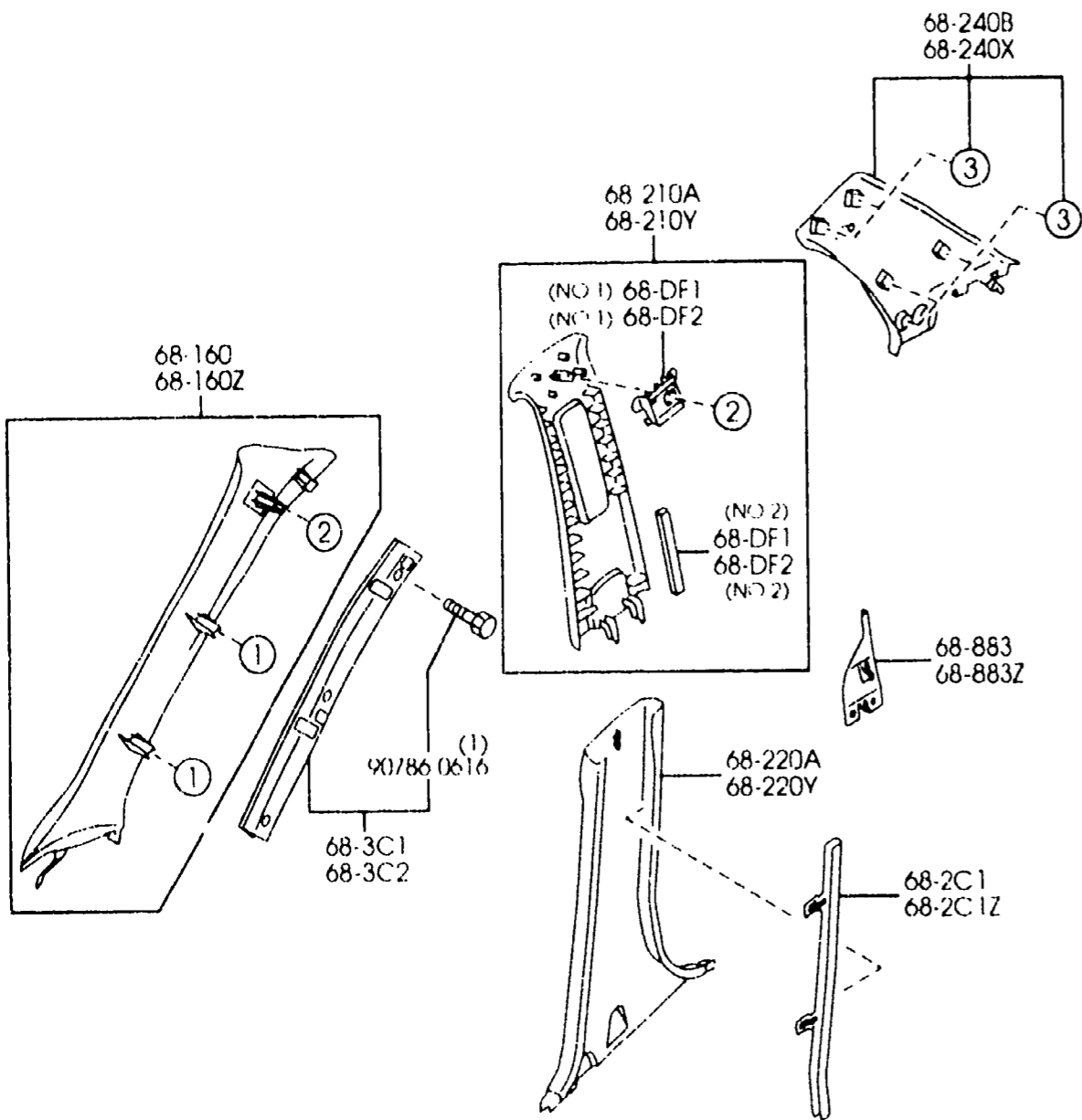
PART NO	QTY	MODEL/RESTRICTION	MODEL/RESTRICTION	MODEL/RESTRICTION	FROM TO
64-345C		SPRING, UPPER PLATE	RESSORT, PLAQUE SUP		
LB82-64-345	4				
68-DF1		SPACER(R), TRIM	ENTRETOISE(D), GARNITURE		
BJ0E-68-DF1A	1 (ILLUST. NO.1)				
B25E-68-DF1C	1 (ILLUST. NO.2)				
68-DF2		SPACER(L), TRIM	ENTRETOISE(G), GARNITURE		
BJ0E-68-DF2A	1 (ILLUST. NO.1)				
B25E-68-DF2C	1 (ILLUST. NO.2)				
68-160		TRIM(R), 'A'PILLAR	ASSIETTE(D), 'A'MONTANT		
BL8D-68-160	1				
03	INT-	BN1 BN2 BN4 LIGHT GRAY	BN1 BN2 BN4 GRIS CLAIR		
80	INT-	BN3 BEIGE	BN3 BEIGE		
68-160Z		TRIM(L), 'A'PILLAR	ASSIETTE(G), 'A'MONTANT		
BL8D-68-170	1				
03	INT-	BN1 BN2 BN4 LIGHT GRAY	BN1 BN2 BN4 GRIS CLAIR		
80	INT-	BN3 BEIGE	BN3 BEIGE		
68-172H		FASTENER, CTR. P/UPP.	AGRAFF SUP.		
B100-68-215A	4				
68-2C1		GARNISH(R), 'B'PILLAR	GARNITURE(D), PILLIER 'B'		
B25D-68-2C1	1				
05	INT-	BN1 BN2 GRAY	BN1 BN2 GRIS		
65	INT-	BN4 OFF-BLACK	BN4 NOIR CLAIR		
80	INT-	BN3 BEIGE	BN3 BEIGE		
68-2C1Z		GARNISH(L), 'B'PILLAR	GARNITURE(G), PILLIER 'B'		
B25D-68-2D1	1				
05	INT-	BN1 BN2 GRAY	BN1 BN2 GRIS		
65	INT-	BN4 OFF-BLACK	BN4 NOIR CLAIR		
80	INT-	BN3 BEIGE	BN3 BEIGE		
68-210A		TRIM(R), 'B'PILLAR-UPPER	GARNITURE(D), 'B', PILLIER S		



①	②	③
64 345C	68 172H	68 865

PART NO	QTY	MODEL/RESTRICTION	MODEL/RESTRICTION	MODEL/RESTRICTION	FROM TO
CONT'D BL8E-68-190	1				
03	INT-	BN1 BN2 BN4 LIGHT GRAY	BN1 BN2 BN4 GRIS CLAIR		
80	INT-	BN3 BEIGE	BN3 BEIGE		
		↑-----↑ 68-210Y ↑-----↑			
BL8E-68-210	1	TRIM(L), 'B' PILLAR-UP PER	GAR(G), 'B', PILLIER SU P		
03	INT-	BN1 BN2 BN4 LIGHT GRAY	BN1 BN2 BN4 GRIS CLAIR		
80	INT-	BN3 BEIGE	BN3 BEIGE		
		↑-----↑ 68-220A ↑-----↑			
BJOE-68-220	1	TRIM(R), 'B' PILLAR-LO WER ((MT))>>(1600))	GAR(D), 'B', PILLIER IN F ((B.V.MANU))>>(1600))		
05	INT-	BN1 BN2 GRAY	BN1 BN2 GRIS		
65	INT-	BN4 OFF-BLACK	BN4 NOIR CLAIR		
80	INT-	BN3 BEIGE	BN3 BEIGE		
B30D-68-220	1	((MT))>>(2000)) (AT)	((B.V.MANU))>>(2000)) (B.V.AUTOM)		
05	INT-	BN1 BN2 GRAY	BN1 BN2 GRIS		
65	INT-	BN4 OFF-BLACK	BN4 NOIR CLAIR		
80	INT-	BN3 BEIGE	BN3 BEIGE		
		↑-----↑ 68-220Y ↑-----↑			
BJOE-68-230	1	TRIM(L), 'B' PILLAR-LO WER ((MT))>>(1600))	GAR(G), 'B', PILLIER IN F ((B.V.MANU))>>(1600))		
05	INT-	BN1 BN2 GRAY	BN1 BN2 GRIS		
65	INT-	BN4 OFF-BLACK	BN4 NOIR CLAIR		
80	INT-	BN3 BEIGE	BN3 BEIGE		
B30D-68-230	1	((MT))>>(2000)) (AT)	(B.V.MANU))>>(2000)) (B.V.AUTOM)		
05	INT-	BN1 BN2 GRAY	BN1 BN2 GRIS		
65	INT-	BN4 OFF-BLACK	BN4 NOIR CLAIR		
80	INT-	BN3 BEIGE	BN3 BEIGE		
		↑-----↑ 68-240B ↑-----↑			
B30D-68-250	1	TRIM(R), 'C' PILLAR	GARNITURE(D), MONTANT 'C'		
03	INT-	BN1 BN2 BN4 LIGHT GRAY	BN1 BN2 BN4 GRIS CLAIR		
80	INT-	BN3 BEIGE	BN3 BEIGE		

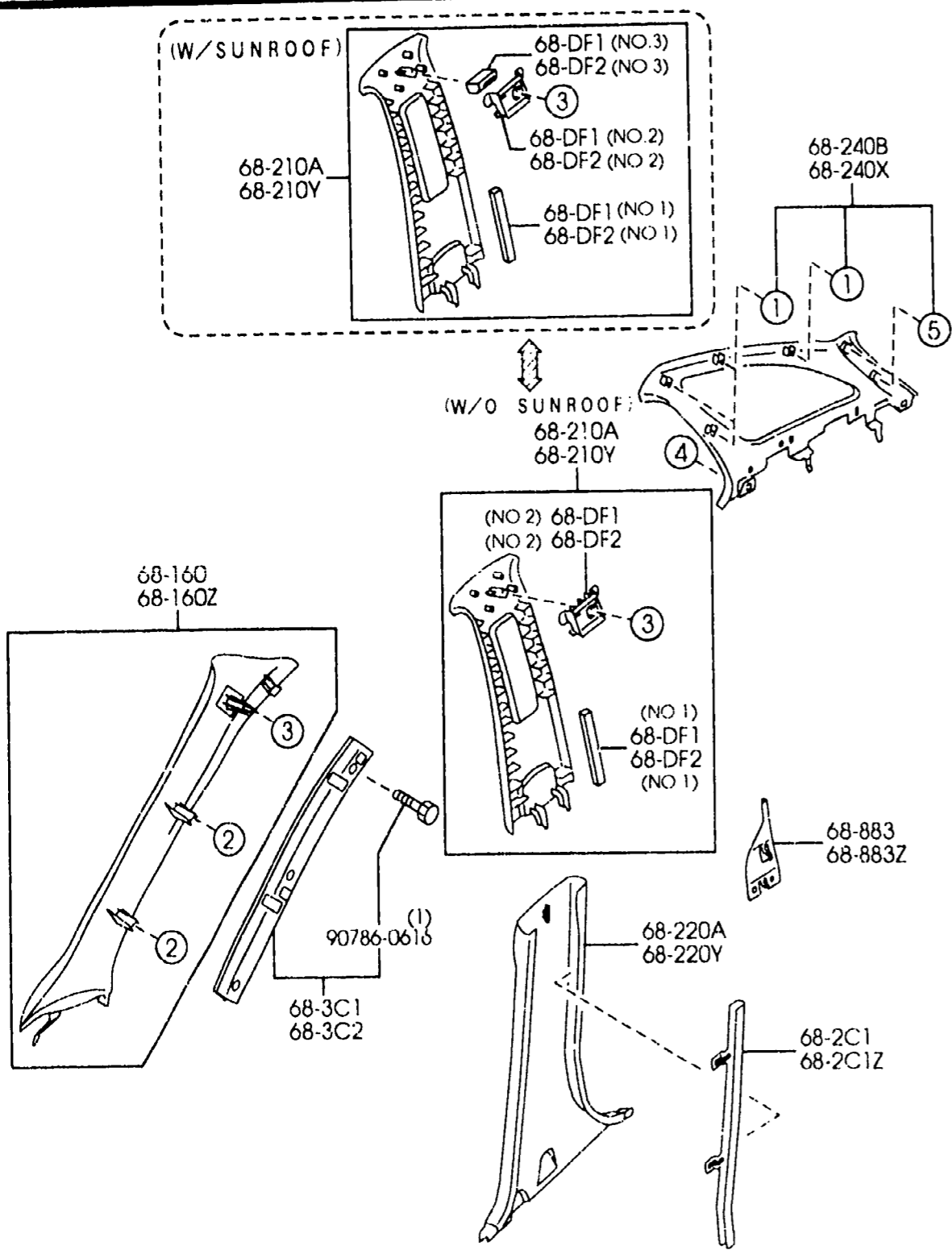




①	②	③
64-345C	68-172H	68-865

PART NO	QTY	MODEL/RESTRICTION	MODEL/RESTRICTION	MODEL/RESTRICTION	FROM-TO
68-240X B300-68-260	1	TRIM(L), 'C' PILLAR	GARNITURE(G), MONTANT 'C'		
03	INT-	BN1 BN2 BN4 LIGHT GRAY	BN1 BN2 BN4 GRIS CLAIR		
80	INT-	BN3 BEIGE	BN3 BEIGE		
68-3C1 BJOE-68-3CXA	1	BRACKET(R), PKG TRIM	SUPPORT(D), ASSIETTE COLIS		
68-3C2 BJOE-68-3CYA	1	BRACKET(L), PKG TRIM	SUPPORT(G), ASSIETTE COLIS		
68-865 GE4T-68-865A	10	FASTENER	AGRAFE		
68-883 BJOE-68-DL1A	1	BRACKET(R), UPPER	SUPPORT(D), SUPERIEU		
68-883Z BJOE-68-DL6A	1	BRACKET(L), UPPER	SUPPORT(G), SUPERIEU		





①	②	③	④	⑤
64-345C (NO.1)	64-345C (NO.2)	68-172H	68-865Q	68-865S

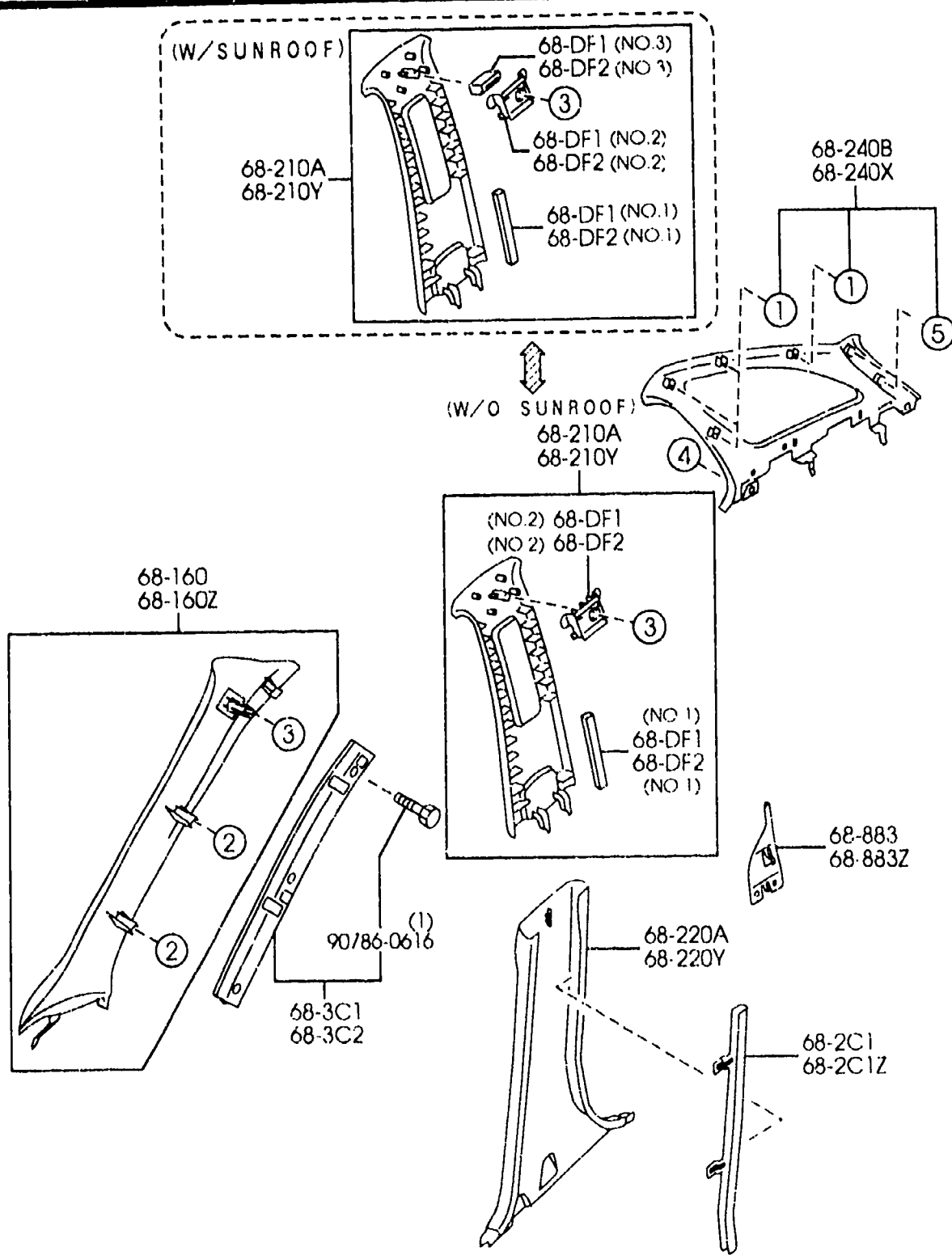
PART NO.	QTY	MODEL/RESTRICTION	MODEL/RESTRICTION	MODEL/RESTRICTION	FROM-TO
64-345C	8	SPRING, UPPER PLATE	RESSORT, PLAQUE SUP		
M260-64-345	8	(ILLUST. NO.1)			
LB82-64-345	4	(ILLUST. NO.2)			
68-DF1	1	SPACER(R), TRIM	ENTRETOISE(D), GARNITURE		
BJ0E-68-DF1A	1	(ILLUST. NO.1)			
BN6A-68-DF1A	1	(ILLUST. NO.2) (W/SUNROOF)	(TOIT OUVR)		
BN6B-68-DF1A	1	(ILLUST. NO.3) (W/SUNROOF)	(TOIT OUVR)		
B25E-68-DF1C	1	(ILLUST. NO.2) (W/O SUNROOF)	(TOIT NORMAL)		
68-DF2	1	SPACER(L), TRIM	ENTRETOISE(G), GARNITURE		
BJ0E-68-DF2A	1	(ILLUST. NO.1)			
BN6A-68-DF2A	1	(ILLUST. NO.2) (W/SUNROOF)	(TOIT OUVR)		
BN6B-68-DF2A	1	(ILLUST. NO.3) (W/SUNROOF)	(TOIT OUVR)		
B25E-68-DF2C	1	(ILLUST. NO.2) (W/O SUNROOF)	(TOIT NORMAL)		
68-160	1	TRIM(R), 'A'PILLAR	ASSIETTE(D), 'A'MONTANT		
BL8D-68-160	1				
03	INT-	BN1 BN2 BN4 LIGHT GRAY	BN1 BN2 BN4 GRIS CLAIR		
68-160Z	1	TRIM(L), 'A'PILLAR	ASSIETTE(G), 'A'MONTANT		
BN5V-68-170	1				
03	INT-	BN1 BN2 BN4 LIGHT GRAY	BN1 BN2 BN4 GRIS CLAIR		
68-172H	4	FASTENER, CTR.P/UPP.	AGRAFE SUP.,		
B100-68-215A	4				
68-2C1	1	GARNISH(R), 'B'PILLAR	GARNITURE(D), PILIER 'B'		
B25D-68-2C1	1				
65	INT-	BN4 OFF-BLACK	BN4 NOIR CLAIR		
68-2C1Z	1	GARNISH(L), 'B'PILLAR	GARNITURE(G), PILIER 'B'		
B25D-68-2D1	1				
65	INT-	BN4 OFF-BLACK	BN4 NOIR CLAIR		

AUBA09

(2B59410)

CAT. AUBA09-02

2001-07



①	②	③	④	⑤
64-345C (NO 1)	64-345C (NO 2)	68-172H	68-865Q	68-865S



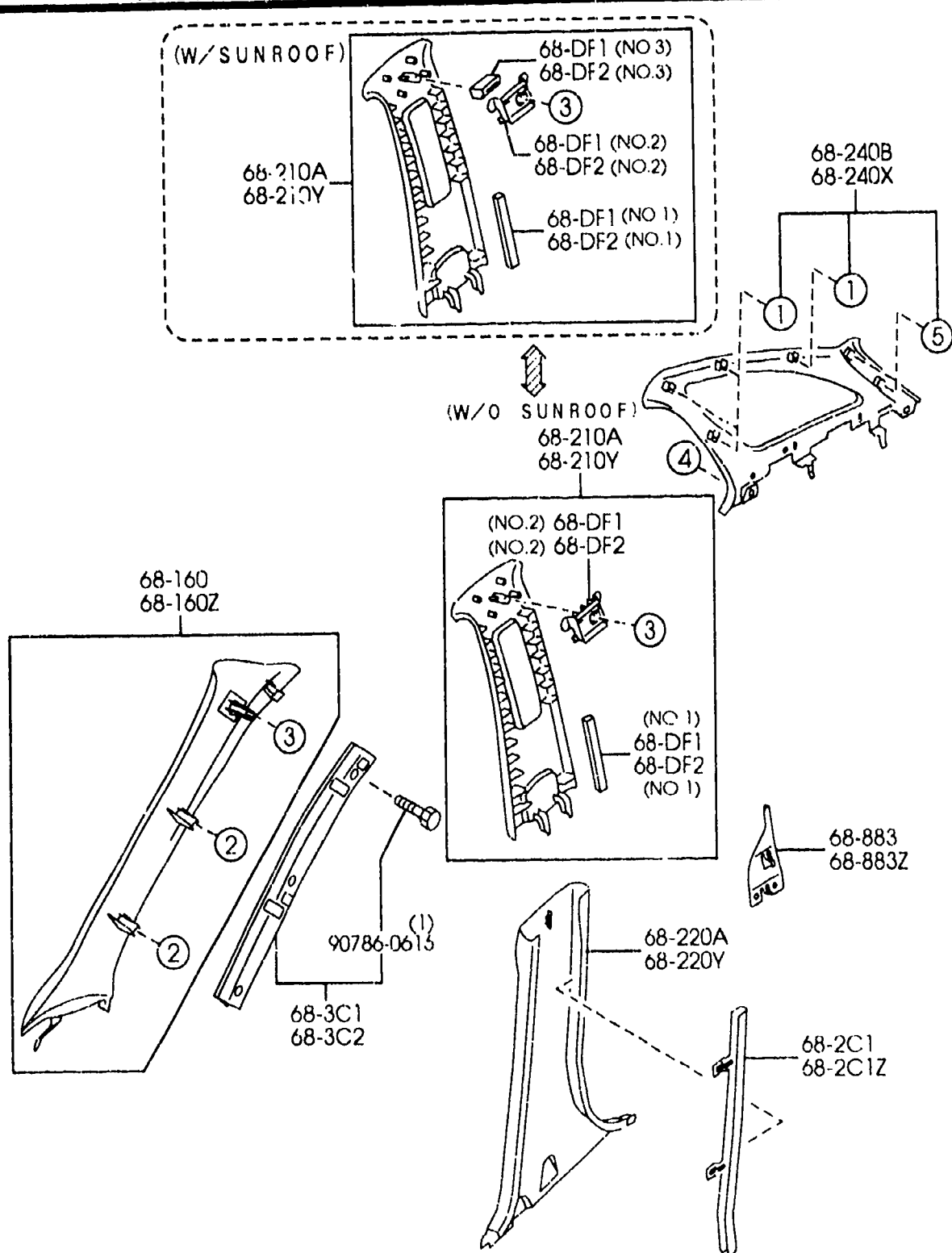
AUBA09

(2B59410)

PART NO.	QTY	MODEL/RESTRICTION	MODEL/RESTRICTION	MODEL/RESTRICTION	FROM-TO
68-210A	1	TRIM(R), 'B' PILLAR-UP PER (W/O SUNROOF)	GARNITURE(D), 'B', PILIER S (TOIT NORMAL)		
BL8E-68-190	1				
03	INT-	BN1 BN2 BN4 LIGHT GRAY	BN1 BN2 BN4 GRIS CLAIR		
68-210Y	1	TRIM(L), 'B' PILLAR-UP PER (W/O SUNROOF)	GAR(G), 'B', PILIER SUPER (TOIT NORMAL)		
BL8E-68-210	1				
03	INT-	BN1 BN2 BN4 LIGHT GRAY	BN1 BN2 BN4 GRIS CLAIR		
68-220A	1	TRIM(R), 'B' PILLAR-LOWER	GAR(D), 'B', PILIER INF		
B30D-68-220	1				
65	INT-	BN4 OFF-BLACK	BN4 NOIR CLAIR		
68-220Y	1	TRIM(L), 'B' PILLAR-LOWER	GAR(G), 'B', PILIER INF		
B30D-68-230	1				
65	INT-	BN4 OFF-BLACK	BN4 NOIR CLAIR		
68-240B	1	TRIM(R), 'C' PILLAR	GARNITURE(D), MONTANT 'C'		
BL2L-68-250B	1				
03	INT-	BN1 BN2 BN4 LIGHT GRAY	BN1 BN2 BN4 GRIS CLAIR		
68-240X	1	TRIM(L), 'C' PILLAR	GARNITURE(G), MONTANT 'C'		
BL2L-68-260B	1				
03	INT-	BN1 BN2 BN4 LIGHT GRAY	BN1 BN2 BN4 GRIS CLAIR		
68-3C1	1	BRACKET(R), PKG TRIM	SUPPORT(D), ASSIETTE COLIS		
BJ0E-68-3CXA	1				
68-3C2	1	BRACKET(L), PKG TRIM	SUPPORT(G), ASSIETTE COLIS		
BJ0E-68-3CYA	1				
68-865Q	1	FASTENER	AGRAFE		

CAT. AUBA09-02

2001-07



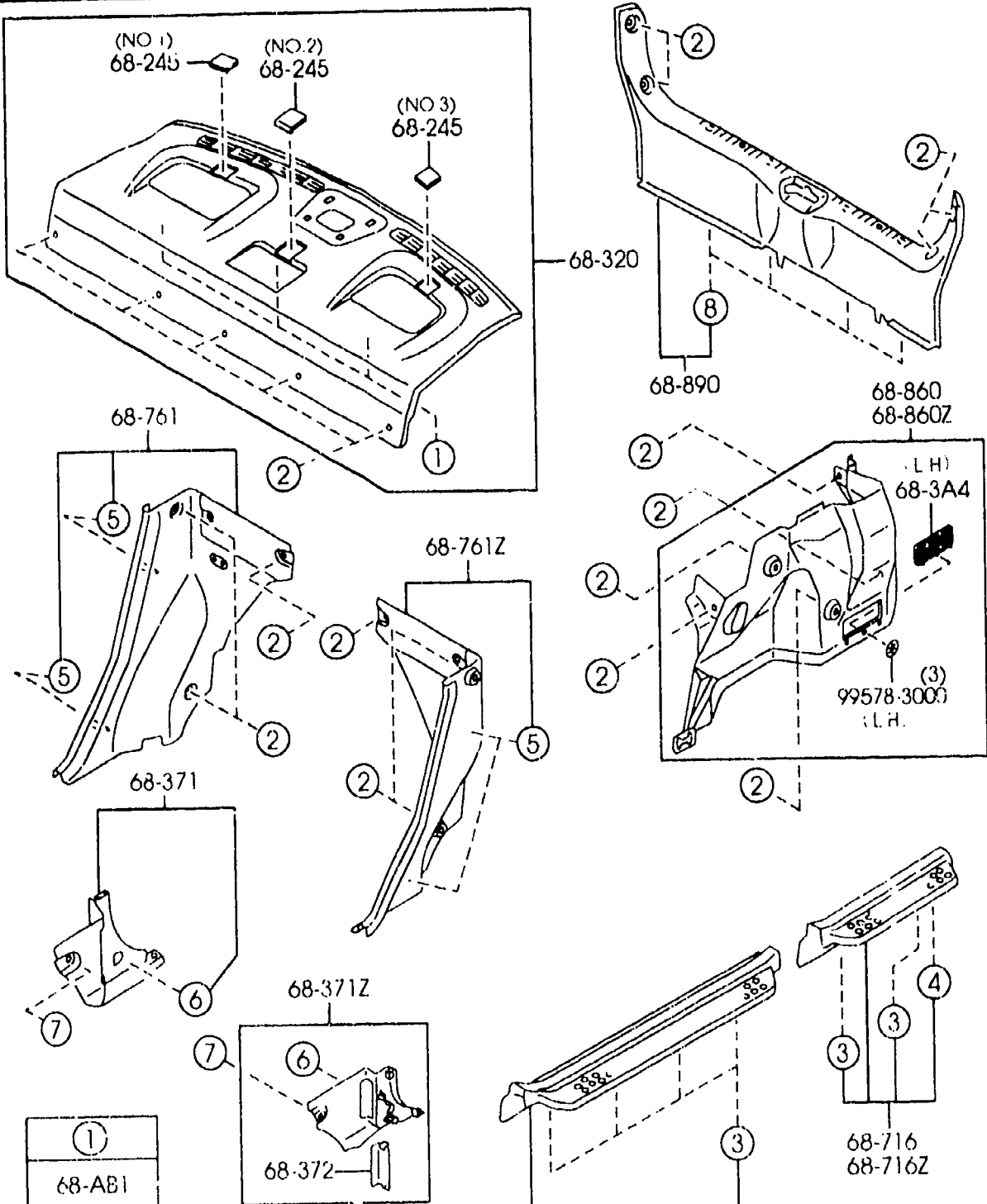
①	②	③	④	⑤
64-345C (NO 1)	64-345C (NO 2)	68-172H	68-865Q	68-865S



PART NO	QTY	MODEL/RESTRICTION	MODEL/RESTRICTION	MODEL/RESTRICTION	FROM-TO
CONT'D GJ21-68-885B	2				
02	INT-	BN1 BN2 BN3 BN4 BLACK	BN1 BN2 BN3 BN4 NOIR		
-----+ 68-865S -----+		CLIP, TRIM	ATTACHE		
GJ12-68-865	4				
-----+ 68-883 -----+		BRACKET(R), UPPER	SUPPORT(D), SUPERIEU		
BJOE-68-DL1A	1				
-----+ 68-883Z -----+		BRACKET(L), UPPER	SUPPORT(G), SUPERIEU		
BJOE-68-DL6A	1				

6840A TRIMS & SCUFF PLATES (4-DOOR)

6840A -1 TRIMS & SCUFF PLATES (4-DOOR)



① 68-AB1 	② 68-AC3 	③ 68-AD3 	④ 68-712B (NO 1) 	⑤ 68-712B (NO 2) 	⑥ 68-865 	⑦ 68-865 	⑧ 68-865S
-----------------	-----------------	-----------------	-------------------------	-------------------------	-----------------	-----------------	------------------

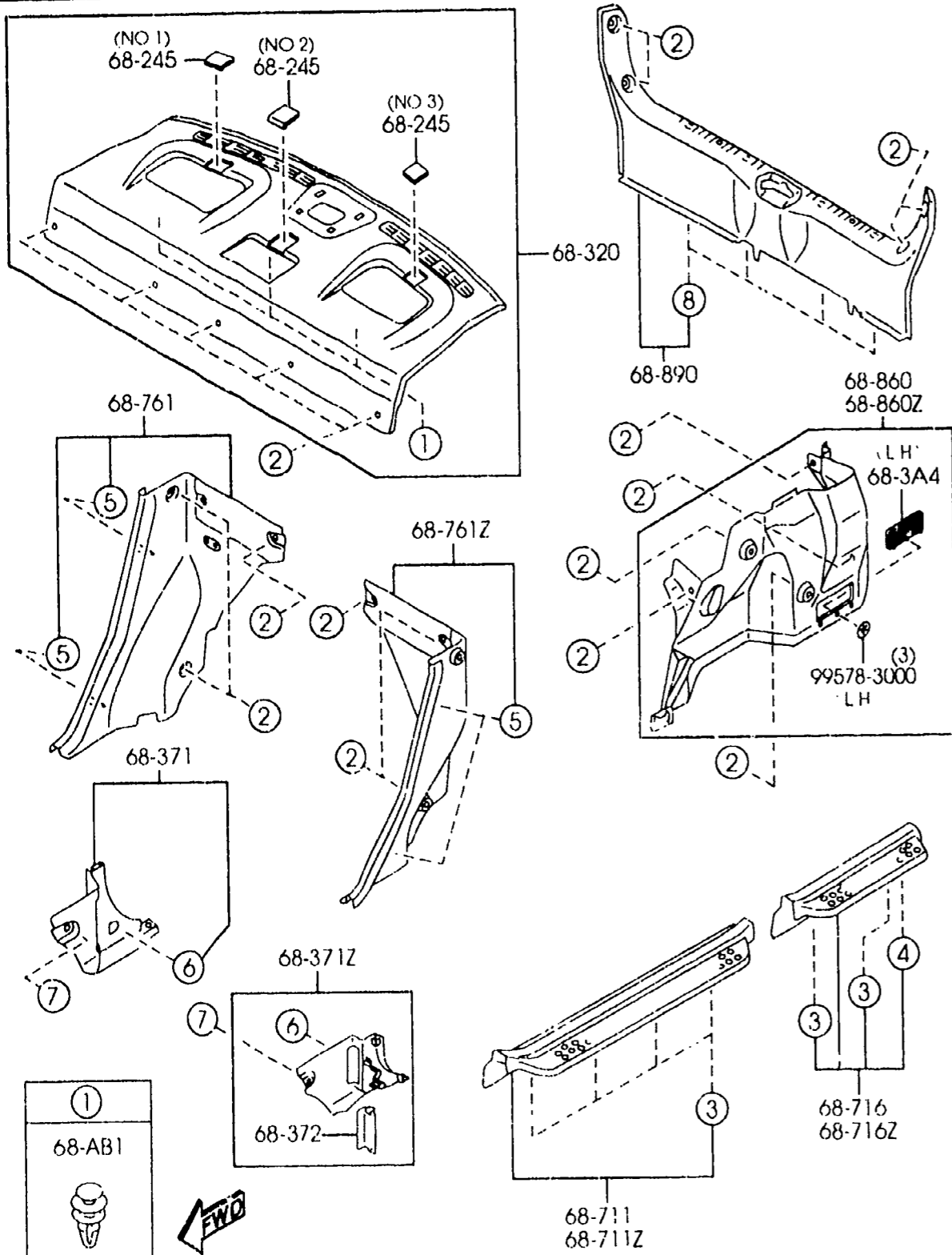
PART NO.	QTY	MODEL/RESTRICTION	MODEL/RESTRICTION	MODEL/RESTRICTION	FROM-TO
68-AB1		FASTENER	AGRAFE		
B21M-68-AB1	3				
68-AC3		FASTENER	AGRAFE		
B467-68-AC3	25				
02	INT-	BN1 BN2 BN3 BN4 BLACK	BN1 BN2 BN3 BN4 NOIR		
05	INT-	BN1 BN2 GRAY	BN1 BN2 GRIS		
80	INT-	BN3 LIGHT BEIGE	BN3 BEIGE CLAIR		
68-AD3		CLIP, SCUFF PLATE	COLLIER, PLAQUE FROTT EMENT		
G25D-68-AD3	12				
68-245		COVER, BELT-'C' PILLAR	COUVERCLE, COURROIE-PILLI.		
BL8D-68-3R1A	1 (ILLUST. NO.1)				
05	INT-	BN1 BN2 GRAY	BN1 BN2 GRIS		
65	INT-	BN4 OFF-BLACK	BN4 NOIR CLAIR		
80	INT-	BN3 BEIGE	BN3 BEIGE		
BL8E-68-3R1A	1 (ILLUST. NO.2)				
05	INT-	BN1 BN2 GRAY	BN1 BN2 GRIS		
65	INT-	BN4 OFF-BLACK	BN4 NOIR CLAIR		
80	INT-	BN3 BEIGE	BN3 BEIGE		
BN1C-68-3R1A	1 (ILLUST. NO.3)				
05	INT-	BN1 BN2 GRAY	BN1 BN2 GRIS		
65	INT-	BN4 OFF-BLACK	BN4 NOIR CLAIR		
80	INT-	BN3 BEIGE	BN3 BEIGE		
68-3A4		GRILLE(L), EXTRACTOR	GRILLE(G), EXTRACTEUR		
BL8D-68-3A4	1				
02	INT-	BN1 BN2 BN3 BN4 BLACK	BN1 BN2 BN3 BN4 NOIR		
68-320		TRAY, REAR PACKAGE	GARNITURE (D), VIDE-POCHE		
BL8D-68-3A0A	1 (W/O RR. SPOILER)				
05	INT-	BN1 BN2 GRAY	BN1 BN2 GRIS		
65	INT-	BN4 OFF-BLACK	BN4 NOIR CLAIR		
80	INT-	BN3 BEIGE	BN3 BEIGE		
BL8E-68-3A0A	1 (W/RR. SPOILER)				









AUBA09

(2E52700)

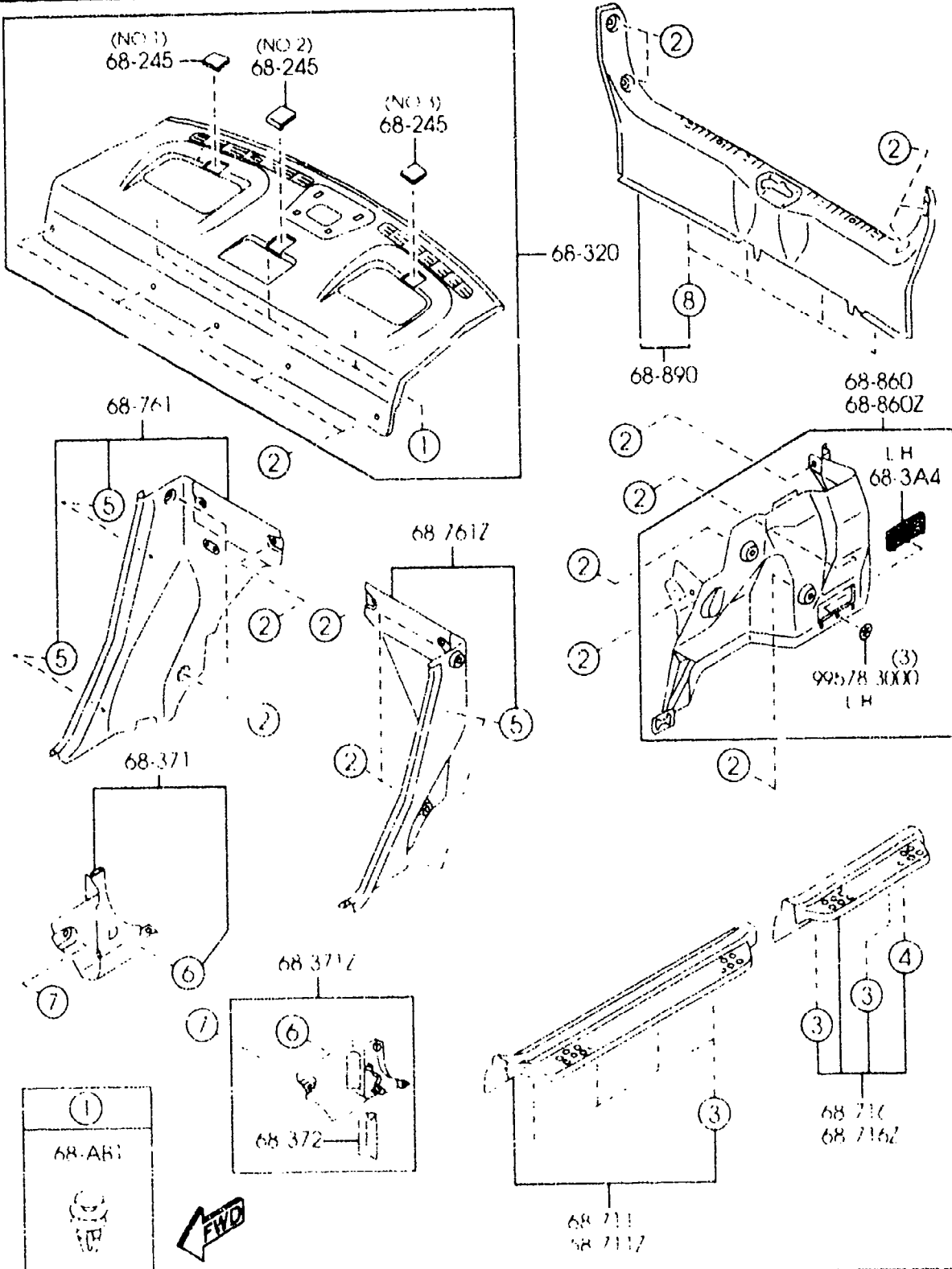
CAT. AUBA09-G2

2001-07



① 68-AB1 	② 68-AC3 	③ 68-AD3 	④ 68-712B (NO 1) 	⑤ 68-712B (NO 2) 	⑥ 68-865 	⑦ 68-865Q 	⑧ 68-865S 
--	--	--	--	--	--	---	---

PART NO.	QTY	MODEL/RESTRICTION	MODEL/RESTRICTION	MODEL/RESTRICTION	FROM-TO
CONT'D					
05	INT-	BN1 BN2 GRAY	BN1 BN2 GRIS		
65	INT-	BN4 OFF-BLACK	BN4 NOIR CLAIR		
80	INT-	BN3 BEIGE	BN3 BEIGE		
		+-----+ 68-371 +-----+			
BJOE-68-370	1	TRIM(R),FRONT SIDE	GARNITURE (D), COTE AV.		
05	INT-	BN1 BN2 GRAY	BN1 BN2 GRIS		
65	INT-	BN4 OFF-BLACK	BN4 NOIR CLAIR		
80	INT-	BN3 BEIGE	BN3 BEIGE		
		+-----+ 68-371Z +-----+			
BJOE-68-390	1	TRIM(L),FRONT SIDE	GARNITURE,		
05	INT-	BN1 BN2 GRAY	BN1 BN2 GRIS		
65	INT-	BN4 OFF-BLACK	BN4 NOIR CLAIR		
80	INT-	BN3 BEIGE	BN3 BEIGE		
		+-----+ 68-372 +-----+			
BJOE-68-381	1	COVER,FRONT SIDE TRIM	COUVERCLE		
05	INT-	BN1 BN2 GRAY	BN1 BN2 GRIS		
65	INT-	BN4 OFF-BLACK	BN4 NOIR CLAIR		
80	INT-	BN3 BEIGE	BN3 BEIGE		
		+-----+ 68-711 +-----+			
B25D-68-710A	1	PLATE(R),FRONT SCUFF	PROTECTEUR AV,(D).BASE DE		
05	INT-	BN1 BN2 GRAY	BN1 BN2 GRIS		
65	INT-	BN4 OFF-BLACK	BN4 NOIR CLAIR		
80	INT-	BN3 BEIGE	BN3 BEIGE		
		+-----+ 68-711Z +-----+			
B25D-68-720A	1	PLATE(L),FRONT SCUFF	PLAQUE		
05	INT-	BN1 BN2 GRAY	BN1 BN2 GRIS		
65	INT-	BN4 OFF-BLACK	BN4 NOIR CLAIR		
80	INT-	BN3 BEIGE	BN3 BEIGE		
		+-----+ 68-712B +-----+			
8003-68-712	2	CLIP (ILLUST. NO.1)	CLIP		
GA2A-68-712	4	CLIP (ILLUST. NO.2)			

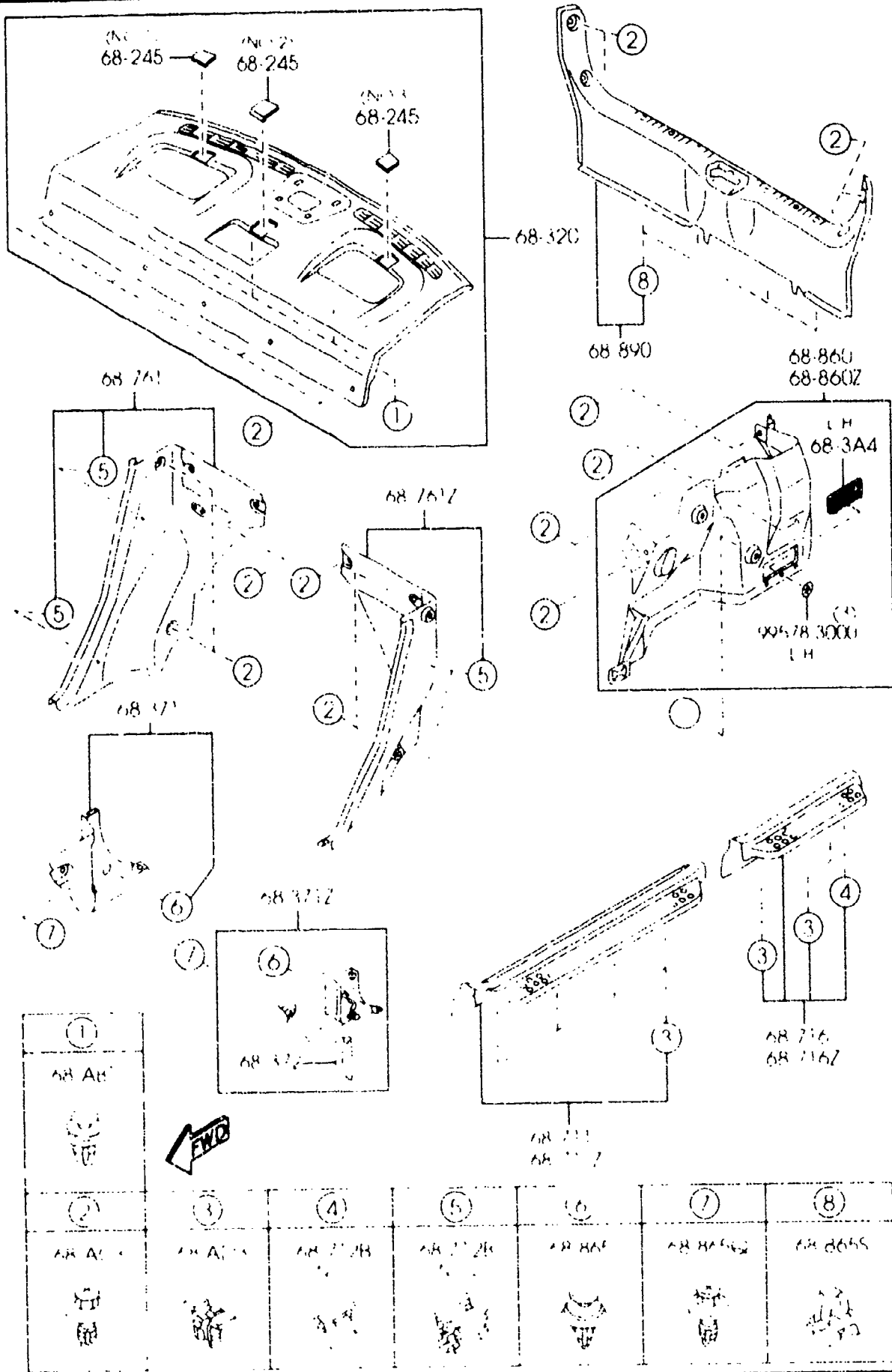


①	②	③	④	⑤	⑥	⑦	⑧
68-AB1	68-AC3	68-AD3	68-716B	68-716R	68-865	68-865R	68-865S

PART NO.	QTY	MODEL/RESTRICTION	MODEL/RESTRICTION	MODEL/RESTRICTION	FROM-TO
68-716		PLATE(R),REAR SCUFF	PROTECTEUR AR.(D).BAS DE		
B25F-68-730A	1				
05	INT-	BN1 BN2 GRAY	BN1 BN2 GRIS		
65	INT-	BN4 OFF-BLACK	BN4 NOIR CLAIR		
80	INT-	BN3 BEIGE	BN3 BEIGE		
68-716Z		PLATE(L),REAR SCUFF	PROTECTEUR AR.(G) BA		
B25F-68-740A	1				
05	INT-	BN1 BN2 GRAY	BN1 BN2 GRIS		
65	INT-	BN4 OFF-BLACK	BN4 NOIR CLAIR		
80	INT-	BN3 BEIGE	BN3 BEIGE		
68-761		TRIM(R),TIRE HOUSE	GARNITURE(D),		
B25D-68-760B	1				
05	INT-	BN1 BN2 GRAY	BN1 BN2 GRIS		
65	INT-	BN4 OFF-BLACK	BN4 NOIR CLAIR		
80	INT-	BN3 BEIGE	BN3 BEIGE		
68-761Z		TRIM(L),TIRE HOUSE	GARNITURE(G),		
B25D-68-770B	1				
05	INT-	BN1 BN2 GRAY	BN1 BN2 GRIS		
65	INT-	BN4 OFF-BLACK	BN4 NOIR CLAIR		
80	INT-	BN3 BEIGE	BN3 BEIGE		
68-860		TRIM(R),TRUNK SIDE	GARNITURE (D), COTE CUFFR		
B25D-68-851	1				
04	INT-	BN1 BN2 BN3 BN4 BLACK	BN1 BN2 BN3 BN4 NOIR		
68-860Z		TRIM(L),TRUNK SIDE	GARNITURE,		
BL8D-68-871	1				
04	INT-	BN1 BN2 BN3 BN4 BLACK	BN1 BN2 BN3 BN4 NOIR		
68-865		FASTENER	AGRAFE		
GE4T-68-865A	2				
68-865Q		FASTENER	AGRAFE		
GJ21-68-885B	2				

6840A TRIMS & SCUFF PLATES
(4-DOOR)

6840A -4 * TRIMS & SCUFF PLATES
(4-DOOR)



PART NO	QTY	MODEL/RESTRICTION	MODEL/RESTRICTION	MODEL/RESTRICTION	FROM-TO
CONT'D					
02	INT-	BN1 BN2 BN3 BN4 BLACK	BN1 BN2 BN3 BN4 NOIR		
05	INT-	BN1 BN2 GRAY	BN1 BN2 GRIS		
80	INT-	BN3 BEIGE	BN3 BEIGE		
		68-865S	CLIP, TRIM	ATTACHE	
GJ12-68-865	4				
		68-890	TRIM, TRUNK END	GARNITURE DE COIN, C OFFRE	
B25D-68-89XB	1				
02	INT-	BN1 BN2 BN3 BN4 BLACK	BN1 BN2 BN3 BN4 NOIR		

AUBA09

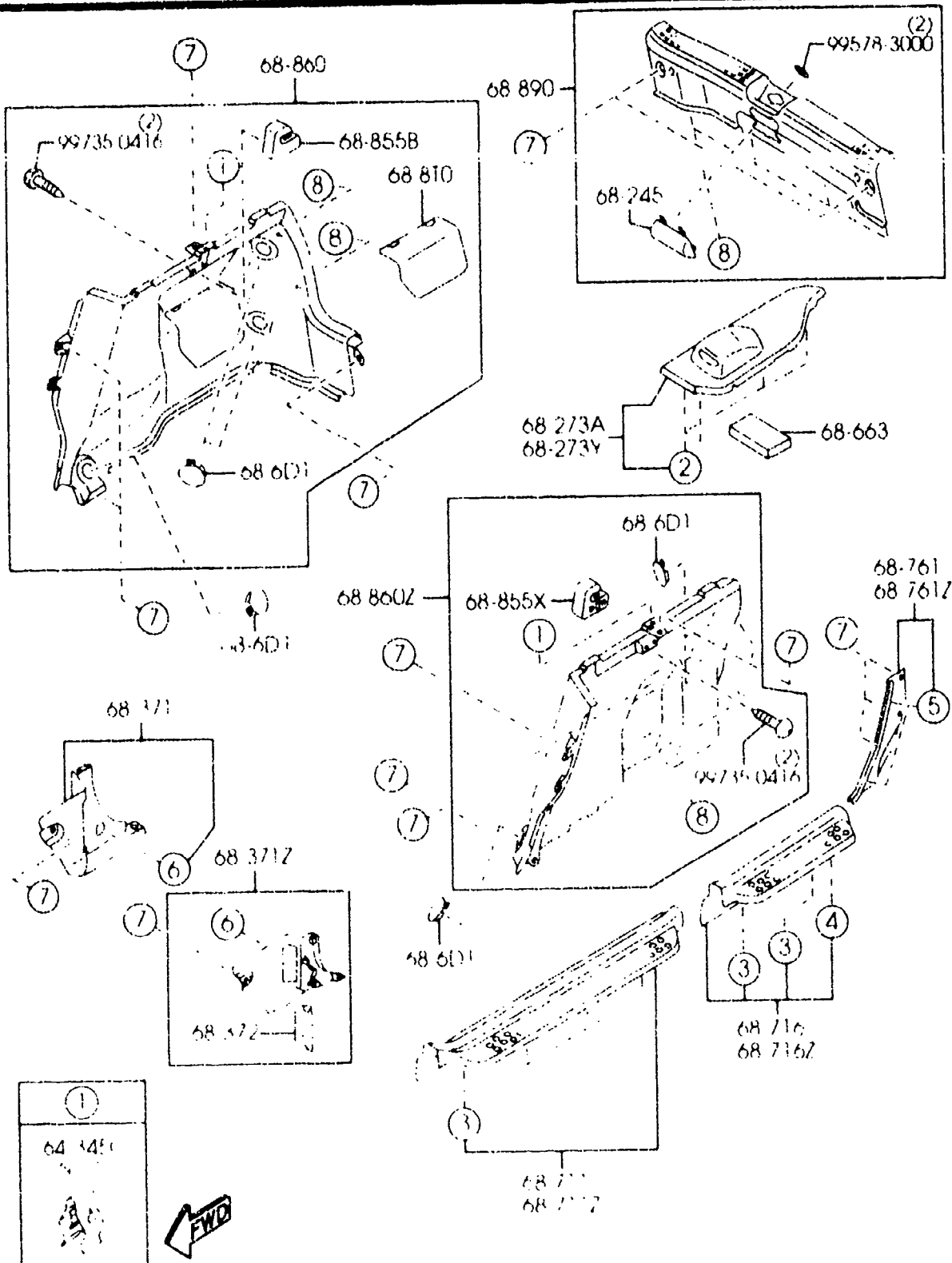
2B52700

CAT. AUBA09-02

2001-07

6840B TRIMS & SCUFF PLATES
(5-DOOR)

6840B -1 TRIMS & SCUFF PLATES
(5-DOOR)



①	②	③	④	⑤	⑥	⑦	⑧
64-345C	64-345	68-AD3	68-245	68-273A	68-273Y	68-663	68-8055

PART NO	QTY	MODEL/RESTRICTION	MODEL/RESTRICTION	MODEL/RESTRICTION	FROM TO
64-345C	2	SPRING, UPPER PLATE	RESSORT, PLAQUE SUP		
J001-64-345		(ILLUST. NO.1)			
547P-64-345	8	(ILLUST. NO.2)			
68-AD3	12	CLIP, SCUFF PLATE	COLLIER, PLAQUE FROTTEMENT		
G25D-68-AD3					
68-245	1	COVER, BELT-'C' PILLAR	COUVERCLE, COURROIE-PILLI.		
BN5V-68-3R1					
65	INT-	BN4 OFF-BLACK	BN4 NOIR CLAIR		
68-273A	1	TRIM(R), TRUNK SIDE-UPPER	ASSIETTE(D), COTE COPPER		
B25H-68-842A					
65	INT-	BN4 OFF-BLACK	BN4 NOIR CLAIR		
68-273Y	1	TRIM(L), TRUNK SIDE-UPPER	ASSIETTE(G), COTE COPPER		
BJ3D-68-862A					
65	INT-	BN4 OFF-BLACK	BN4 NOIR CLAIR		
68-371	1	TRIM(R), FRONT SIDE	GARNITURE (D), COTE AV.		
BJ0E-68-370					
65	INT-	BN4 OFF-BLACK	BN4 NOIR CLAIR		
68-371Z	1	TRIM(L), FRONT SIDE	GARNITURE,		
BJ0E-68-390					
65	INT-	BN4 OFF-BLACK	BN4 NOIR CLAIR		
68-372	1	COVER, FRONT SIDE TRIM	COUVERCLE		
BJ0E-68-381					
65	INT-	BN4 OFF-BLACK	BN4 NOIR CLAIR		
68-6D1	7	COVER, HOLE	COUVERCLE, ELARGISSEUR		
B25H-68-6D1					
65	INT-	BN4 OFF-BLACK	BN4 NOIR CLAIR		
68-663	2	INSULATOR(R), TIRE HOLD USE	ISOLATEUR(D), LOGEMENT PNEU		
B25H-68-65A					
68-711		PLATE(R), FRONT SCUFF	PROTECTEUR AV, (D). BASE DE		

AUBA09

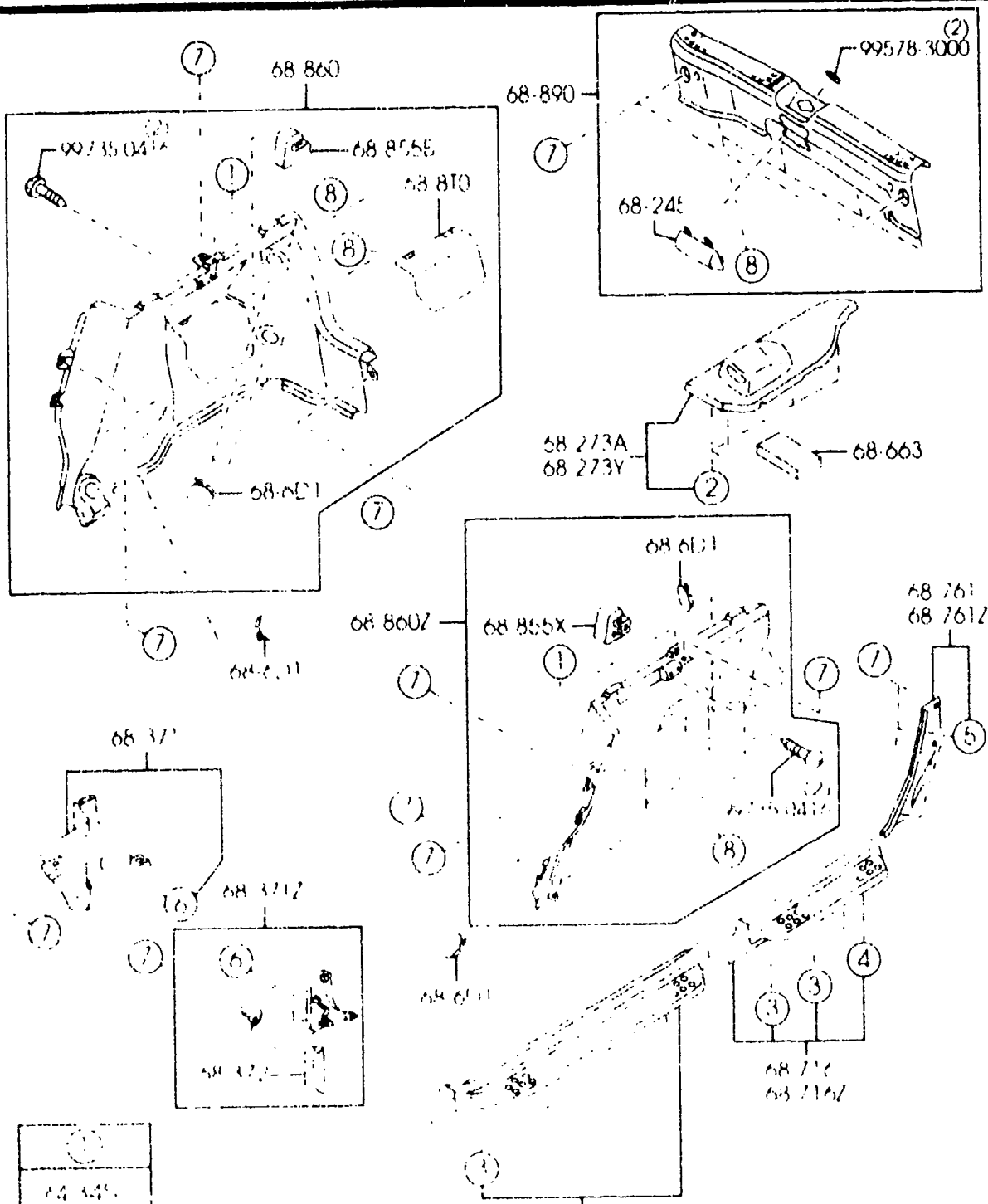
(2859420)

CAI AUBA09-02

2001-07

6840B TRIMS & SCUFF PLATES
(5-DOOR)

6840B -2 TRIMS & SCUFF PLATES
(5-DOOR)

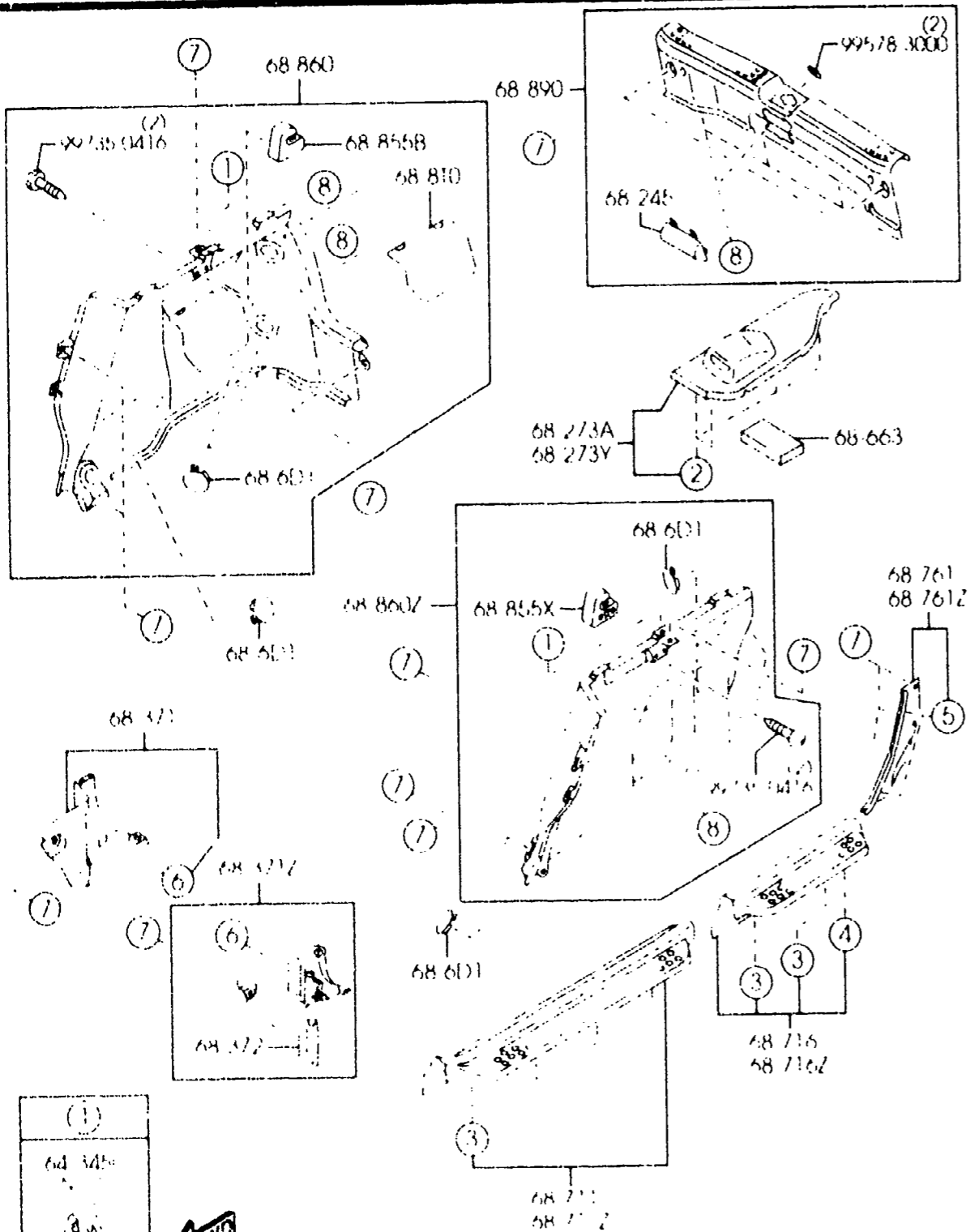


(1)	(2)	(3)	(4)	(5)	(6)	(7)	(8)

PART NO	QTY	MODEL/RESTRICTION	MODEL/RESTRICTION	MODEL/RESTRICTION	FROM TO
CONT'D B25D-68-710A	1				
65	INT-	BN4 OFF-BLACK	BN4 NOIR CLAIR		
68-711Z		PLATE(L), FRONT SCUFF	PLAQUE		
B25D-68-720A	1				
65	INT-	BN4 OFF-BLACK	BN4 NOIR CLAIR		
68-712B		CLIP	CLIP		
B003-68-712	2	(ILLUST. NO. 1)			
GA2A-68-712	4	(ILLUST. NO. 2)			
68-716		PLATE(R), REAR SCUFF	PROTECTEUR AR. (D). BA S DE		
B25F-68-730A	1				
65	INT-	BN4 OFF-BLACK	BN4 NOIR CLAIR		
68-716Z		PLATE(L), REAR SCUFF	PROTECTEUR AR. (G) BA		
B25F-68-740A	1				
65	INT-	BN4 OFF-BLACK	BN4 NOIR CLAIR		
68-761		TRIM(R), TIRE HOUSE	GARNITURE (D),		
BJ3D-68-760A	1				
65	INT-	BN4 OFF-BLACK	BN4 NOIR CLAIR		
68-761Z		TRIM(L), TIRE HOUSE	GARNITURE (G),		
BJ3D-68-770A	1				
65	INT-	BN4 OFF-BLACK	BN4 NOIR CLAIR		
68-870		LID(R), TRUNK SIDE	COUVERCLE (D), COTE CO FFRE		
B25H-68-870	1				
65	INT-	BN4 OFF-BLACK	BN4 NOIR CLAIR		
68-855B		HOLDER(R), HINGE-TRIM	GRIFFE (), CHARN. -ASS IETTE		
D101-68-855	1				
65	INT-	BN4 OFF-BLACK	BN4 NOIR CLAIR		
68-855X		HOLDER(L), HINGE-TRIM	GRIFFE (G), CHARNIERE- ASSIE		
D101-68-875	1				
65	INT-	BN4 OFF-BLACK	BN4 NOIR CLAIR		

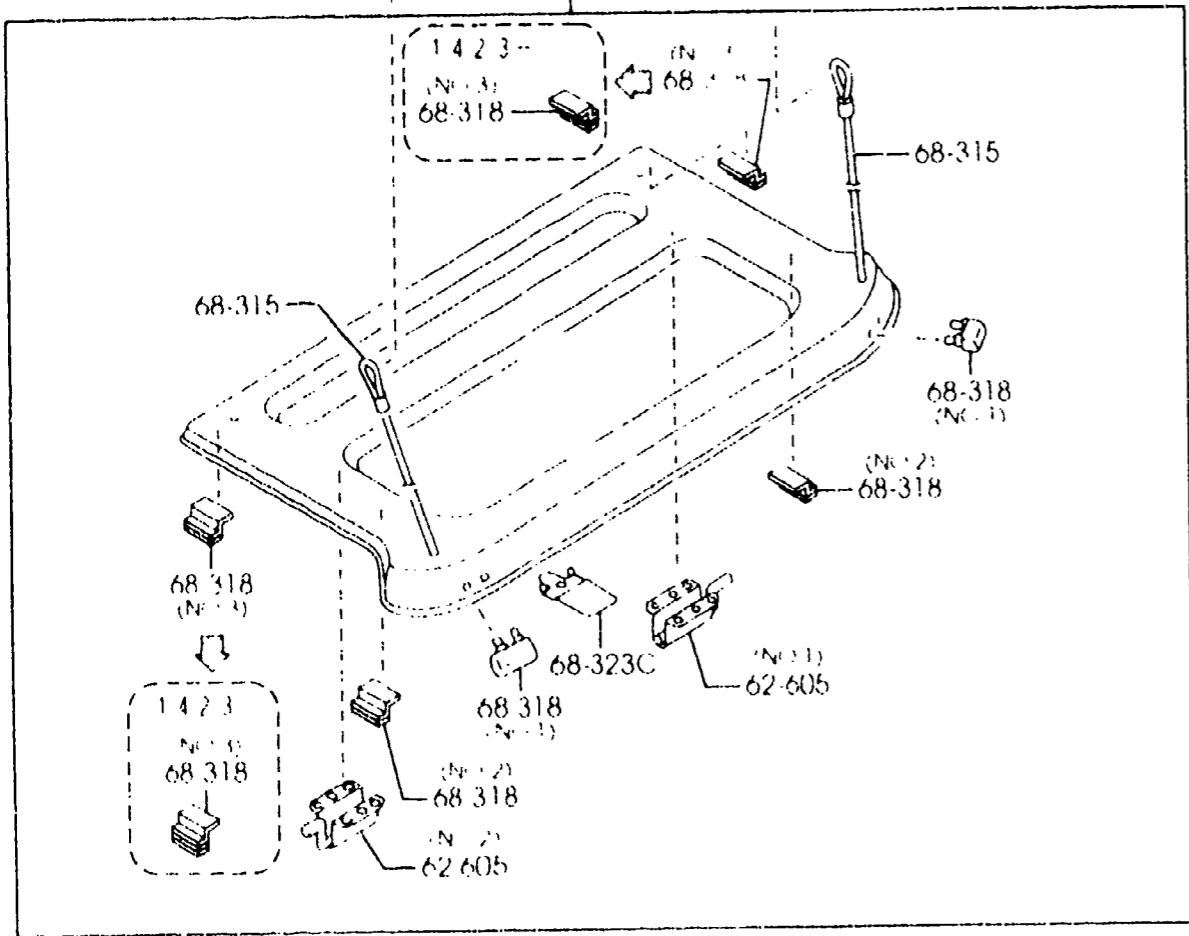
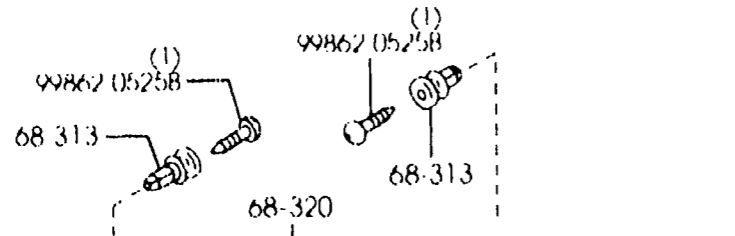
6840B TRIMS & SCUFF PLATES
(5-DOOR)

6840B -3 * TRIMS & SCUFF PLATES
(5-DOOR)



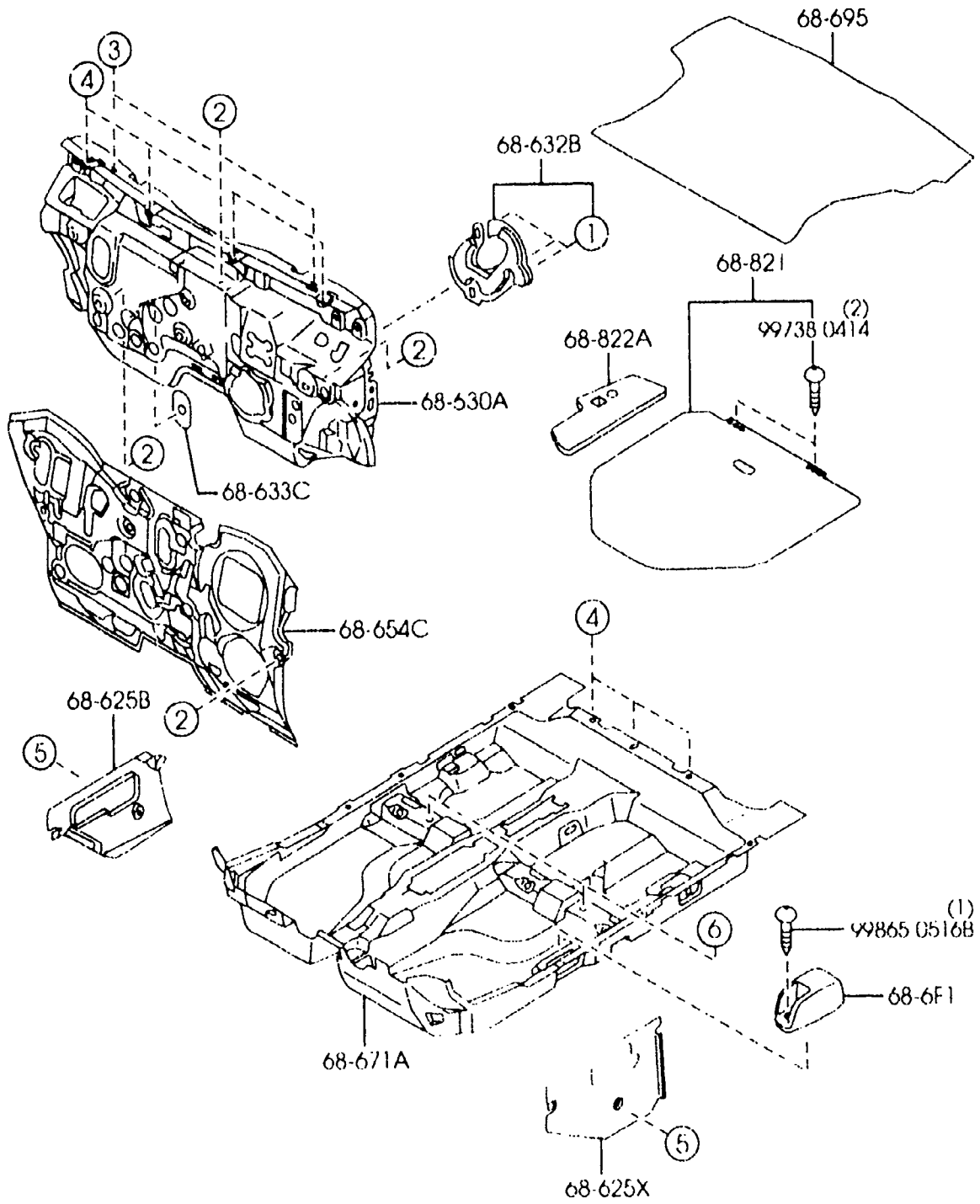
(1)	(2)	(3)	(4)	(5)	(6)	(7)	(8)
68 345	68 345	68 273	68 716	68 865	68 273	68 273	68 865

PART NO	QTY	MODEL/RESTRICTION	MODEL/RESTRICTION	MODEL/RESTRICTION	FROM-TO
68-860		TRIM(R), TRUNK SIDE	GARNITURE (D), COTE COFFR		
BL2L-68-850	1				
65	INT-	BN4 OFF-BLACK	BN4 NOIR CLAIR		
68-860Z		TRIM(L), TRUNK SIDE	GARNITURE.		
BN5V-68-870	1				
65	INT-	BN4 OFF-BLACK	BN4 NOIR CLAIR		
68-865		FASTENER	AGRAFE		
GE4T-68-865A	2				
68-865Q		FASTENER	AGRAFE		
GJ2I-68-885B	18				
02	INT-	BN1 BN2 BN3 BN4 BLACK	BN1 BN2 BN3 BN4 NOIR		
68-865S		CLIP, TRIM	ATTACHE		
GJ12-68-865	8				
68-890		TRIM, TRUNK END	GARNITURE DE COIN, C OFFRE		
BN5V-68-89X	1				
65	INT-	BN4 OFF-BLACK	BN4 NOIR CLAIR		



PART NO	QTY	MODIF/RESTRICTION	MODIF/RESTRICTION	MODIF/RESTRICTION	FROM TO
62-605		PIN, HINGE	CLAVETTE DE CHARNIER E		
B25H-68-313	1	(ILLUST. NO.1)			
B25T-68-313	1	(ILLUST. NO.2)			
68-313		HANGER	SUPPORT CROCHET		
E001-68-301	2				
68-315		STRAP	ATTACHE		
B25H-68-315	2				
68-318		RUBBER, CUSHION	SILENT BLOC		
B060-68-318	2	(ILLUST. NO.1)			
B28V-68-318	2	(ILLUST. NO.2)			-1423
B28V-68-318	2	(ILLUST. NO.3)			1423-
*BL5M-68-318	2	(ILLUST. NO.3)			
68-320		TRAY, REAR PACKAGE	GARNITURE (D), VIDE- POCHE		-1423
B26H-68-310C	1				
65	INT-	BN4 OFF-BLACK	BN4 NOIR CLAIR		
*B26H-68-310D	1				1423-
*65	INT-	BN4 OFF-BLACK	BN4 NOIR CLAIR		
68-323C		HOOK, PACKAGE TRIM	CROCHET,		
B25H-68-323A	1				

1423 BJ22* -464260



①	②	③	④	⑤	⑥
68-AB1	68-615B	68-622C	68-865	68-865Q	68-885

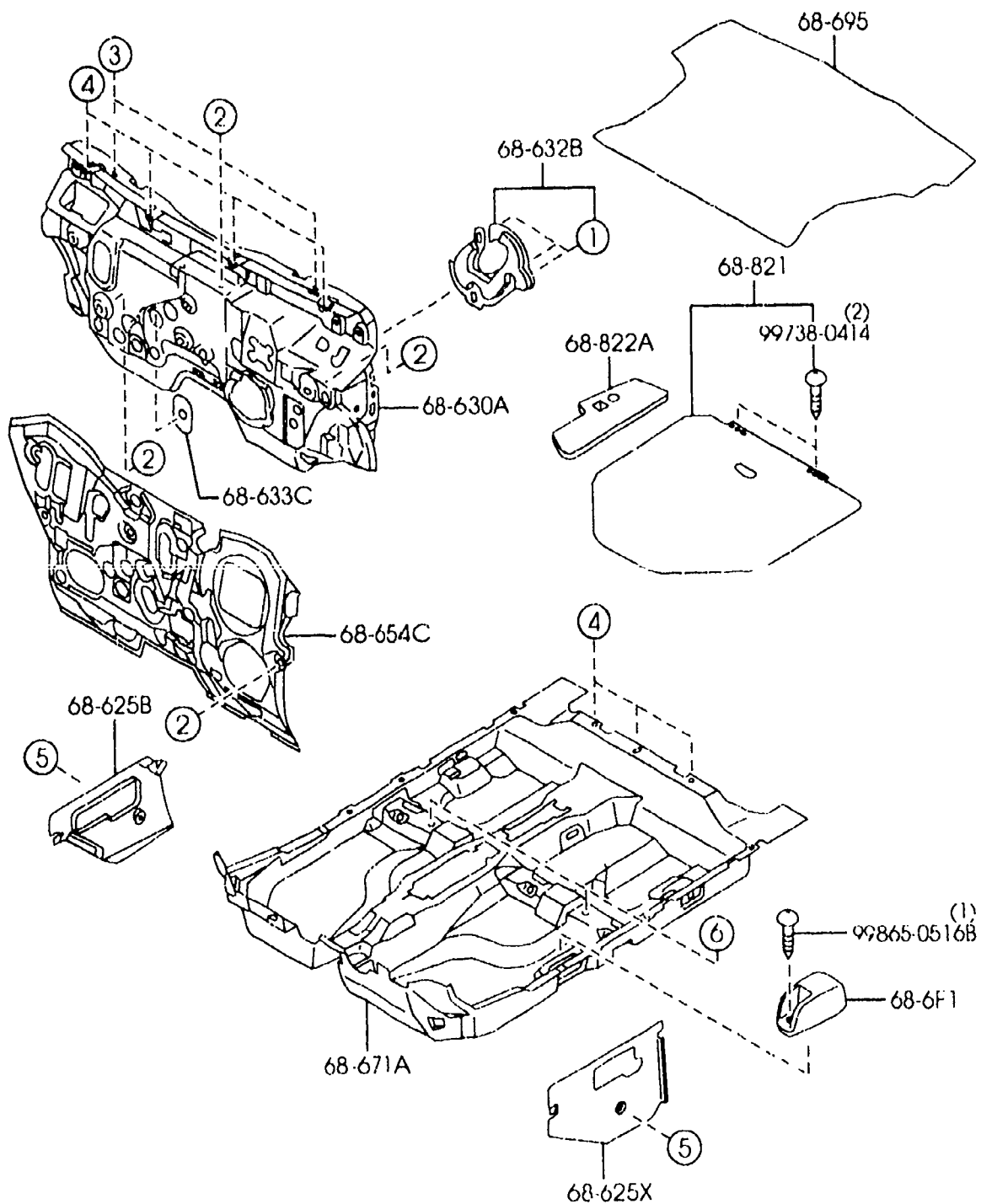
PART NO.	QTY	MODEL/RESTRICTION	MODEL/RESTRICTION	MODEL/RESTRICTION	FROM-TO
68-AB1		FASTENER	AGRAFE		
GA5R-68-AB3	3				
68-6F1		BEZEL, OPENER LEVER	BEZEL, LEVIER OUVERT		
GA5R-68-6F1E	1				
05	INT-	BN1 BN2 GRAY	BN1 BN2 GRIS		
65	INT-	BN4 OFF-BLACK	BN4 NOIR CLAIR		
80	INT-	BN3 BEIGE	BN3 BEIGE		
68-615B		NUT, FLANGE-CAP	ECROU, COLLET-CHAPEAU		
B100-68-615	4				
68-622C		CLIP, DASHBOARD INSULATOR	COLL., ISOLAT. TABL. RD		
GA2A-68-627	2				
68-625B		COVER(R), CONTROL BOX	ECROU		
GE4T-68-6G1E	1				
05	INT-	BN1 BN2 GRAY	BN1 BN2 GRIS		
65	INT-	BN4 OFF-BLACK	BN4 NOIR CLAIR		
80	INT-	BN3 BEIGE	BN3 BEIGE		
68-625X		COVER(L), CONTROL BOX	COUVERCLE(G), BOITE COMMAN		
GE4T-68-6G4D	1				
05	INT-	BN1 BN2 GRAY	BN1 BN2 GRIS		
65	INT-	BN4 OFF-BLACK	BN4 NOIR CLAIR		
80	INT-	BN3 BEIGE	BN3 BEIGE		
68-630A		INSULATOR, DASHBOARD	ISOLATEUR, TABLEAU D		
BJ0E-68-63XD	1	((MT))>(1600))	E BORD ((B.V.MANU))>(1600))		
BJ0N-68-63XD	1	((MT))>(2000))	((B.V.MANU))>(2000))		
BJ2G-68-63XA	1	(AT)	(B.V.AUTOM)		
68-632B		COVER, HOLE	CACHE		
BJ0E-68-63Z	1				
68-633C		COVER, HOLE	COUVERCLE, TROU		
GA7B-68-633B	1				

AU8A09

(2B52710)

CAT. AU8A09-02

2001-07



①	②	③	④	⑤	⑥
68-AB1	68-615B	68-622C	68-865	68-865Q	68-885



AUBA09

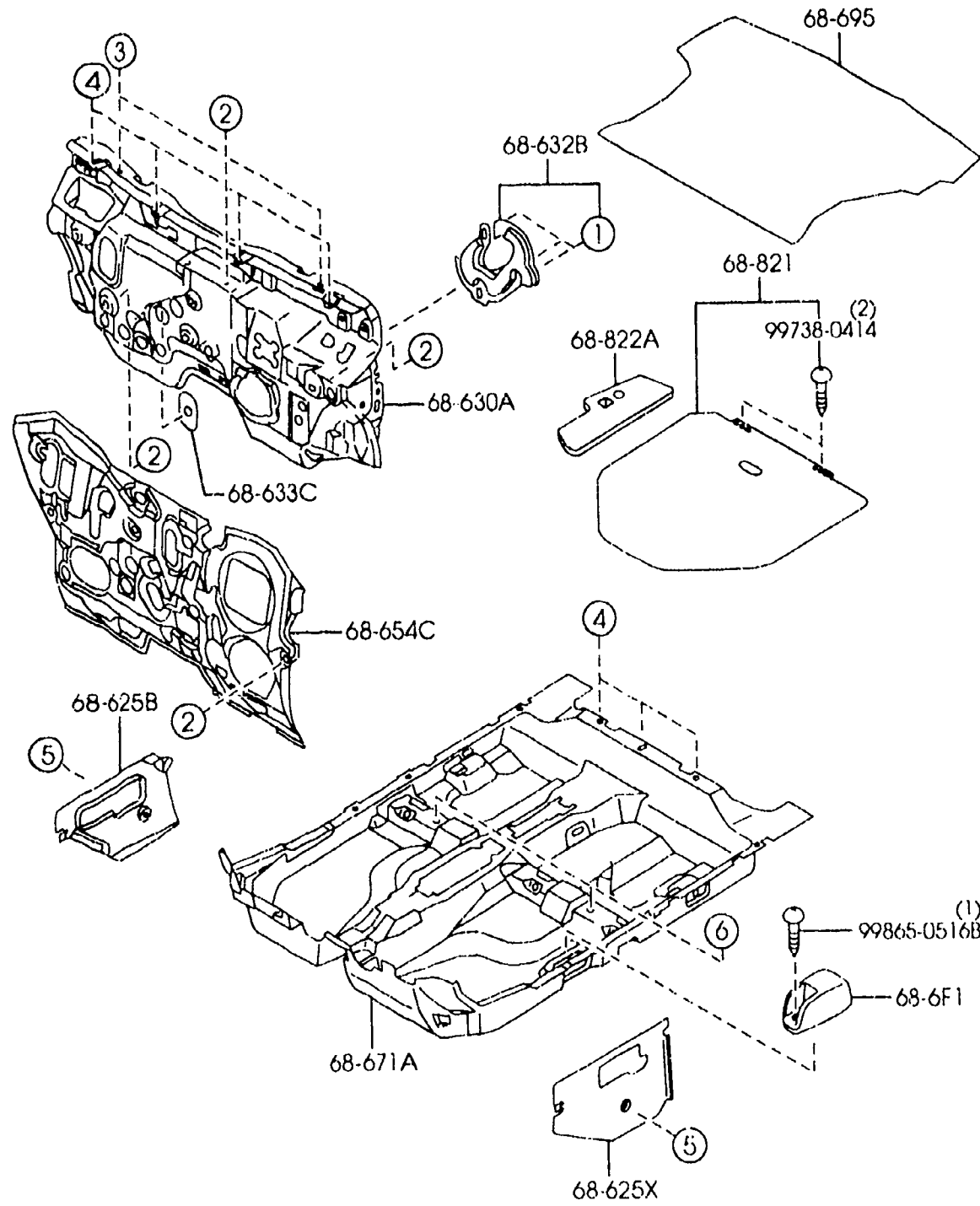
(2B52710)

PART NO.	QTY	MODEL/RESTRICTION	MODEL/RESTRICTION	MODEL/RESTRICTION	FROM-TO
68-654C		INSULATOR, ENG. ROOM	ISOLANT,		
BJ2V-68-611C	1				
68-671A		MAT, FLOOR	TAPIS, PLANCHER		
BJ0E-68-670C	1	(W/O RR HEATER DUCT)			-1601
		((MT))>(1600))	((B.V.MANU))>(1600))		
02	INT-	BN4 BLACK/DARK GRAY	BN4 NOIR/GRIS FONCE		
05	INT-	BN1 BN2 GRAY	BN1 BN2 GRIS		
80	INT-	BN3 BEIGE	BN3 BEIGE		
BJ0F-68-670C	1	(W/RR HEATER DUCT)			-1601
		((MT))>(1600))	((B.V.MANU))>(1600))		
02	INT-	BN4 BLACK/DARK GRAY	BN4 NOIR/GRIS FONCE		
05	INT-	BN1 BN2 GRAY	BN1 BN2 GRIS		
80	INT-	BN3 BEIGE	BN3 BEIGE		
BJ0N-68-670C	1	(W/O RR HEATER DUCT)			-1601
		((MT))>(2000))	((B.V.MANU))>(2000))		
		(AT)	(B.V.AUTOM)		
02	INT-	BN4 BLACK/DARK GRAY	BN4 NOIR/GRIS FONCE		
05	INT-	BN1 BN2 GRAY	BN1 BN2 GRIS		
80	INT-	BN3 BEIGE	BN3 BEIGE		
BJ0R-68-670C	1	(W/RR HEATER DUCT)			-1601
		((MT))>(2000))	((B.V.MANU))>(2000))		
		(AT)	(B.V.AUTOM)		
02	INT-	BN4 BLACK/DARK GRAY	BN4 NOIR/GRIS FONCE		
05	INT-	BN1 BN2 GRAY	BN1 BN2 GRIS		
80	INT-	BN3 BEIGE	BN3 BEIGE		
*BJ0E-68-670D	1	(W/O RR HEATER DUCT)			1601-
		((MT))>(1600))	((B.V.MANU))>(1600))		
* 02	INT-	BN4 BLACK/DARK GRAY	BN4 NOIR/GRIS FONCE		
* 05	INT-	BN1 BN2 GRAY	BN1 BN2 GRIS		
* 80	INT-	BN3 BEIGE	BN3 BEIGE		
*BJ0F-68-670D	1	(W/RR HEATER DUCT)			1601-
		((MT))>(1600))	((B.V.MANU))>(1600))		
* 02	INT-	BN4 BLACK/DARK GRAY	BN4 NOIR/GRIS FONCE		
* 05	INT-	BN1 BN2 GRAY	BN1 BN2 GRIS		
* 80	INT-	BN3 BEIGE	BN3 BEIGE		
*BJ0N-68-670D	1	(W/O RR HEATER DUCT)			1601-

1601 BJ22* -480682

CAT. AUBA09-02

2001-07



①	②	③	④	⑤	⑥
68-AB1	68-615B	68-622C	68-865	68-865Q	68-885



AUBA09

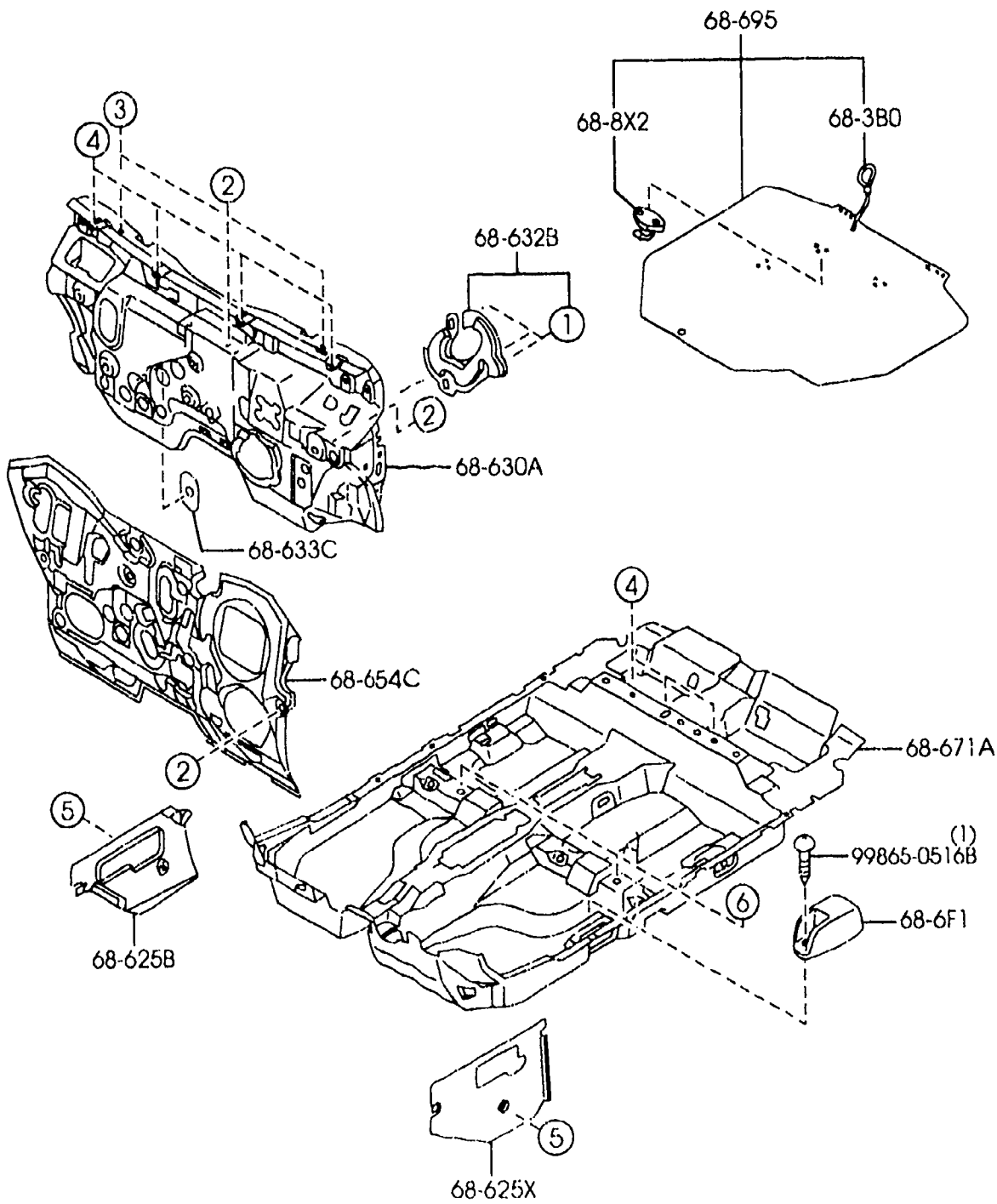
(2B52710)

PART NO.	QTY	MODEL/RESTRICTION	MODEL/RESTRICTION	MODEL/RESTRICTION	FROM-TO
CONT'D		((MT))>(2000)) (AT)	((B.V.MANU))>(2000)) (B.V.AUTOM)		
* 02	INT-	BN4 BLACK/DARK GRAY	BN4 NOIR/GRIS FONCE		
* 05	INT-	BN1 BN2 GRAY	BN1 BN2 GRIS		
* 80	INT-	BN3 BEIGE	BN3 BEIGE		
*BJOR-68-670D	1	(W/RR HEATER DUCT) ((MT))>(2000)) (AT)	((B.V.MANU))>(2000)) (B.V.AUTOM)		1601-
* 02	INT-	BN4 BLACK/DARK GRAY	BN4 NOIR/GRIS FONCE		
* 05	INT-	BN1 BN2 GRAY	BN1 BN2 GRIS		
* 80	INT-	BN3 BEIGE	BN3 BEIGE		
68-695		MAT,TRUNK ROOM	TAPIS,COFFRE A BAGAG ES		
B25D-68-81XA	1				
04	INT-	BN1 BN2 BN3 BN4 BLACK	BN1 BN2 BN3 BN4 NOIR		
68-821		BOARD(C),TRUNK	PLANCHE(C),COFFRE A BAGAG		
BJOE-68-83XA	1	(SPORT SUSP)	(SUSP. SPORTIVE)		
BN7H-68-83X	1	(MPS SUSP)	(SUSP.MPS)		
68-822A		BOARD(R),TRUNK	PLANCHE(D),COFFRE A BAGAG		
B25D-68-8E1	1				
68-865		FASTENER	AGRAFE		
G032-68-865A	7				
00	INT-	BN1 BN2 BN3 BN4 BLACK	BN1 BN2 BN3 BN4 NOIR		
68-865Q		FASTENER	AGRAFE		
GJ21-68-885B	2				
02	INT-	BN1 BN2 BN3 BN4 BLACK	BN1 BN2 BN3 BN4 NOIR		
05	INT-	BN1 BN2 GRAY	BN1 BN2 GRIS		
80	INT-	BN3 BEIGE	BN3 BEIGE		
68-885		FASTENER	AGRAFE		
H380-68-885	2				

1601 BJ22* -480682

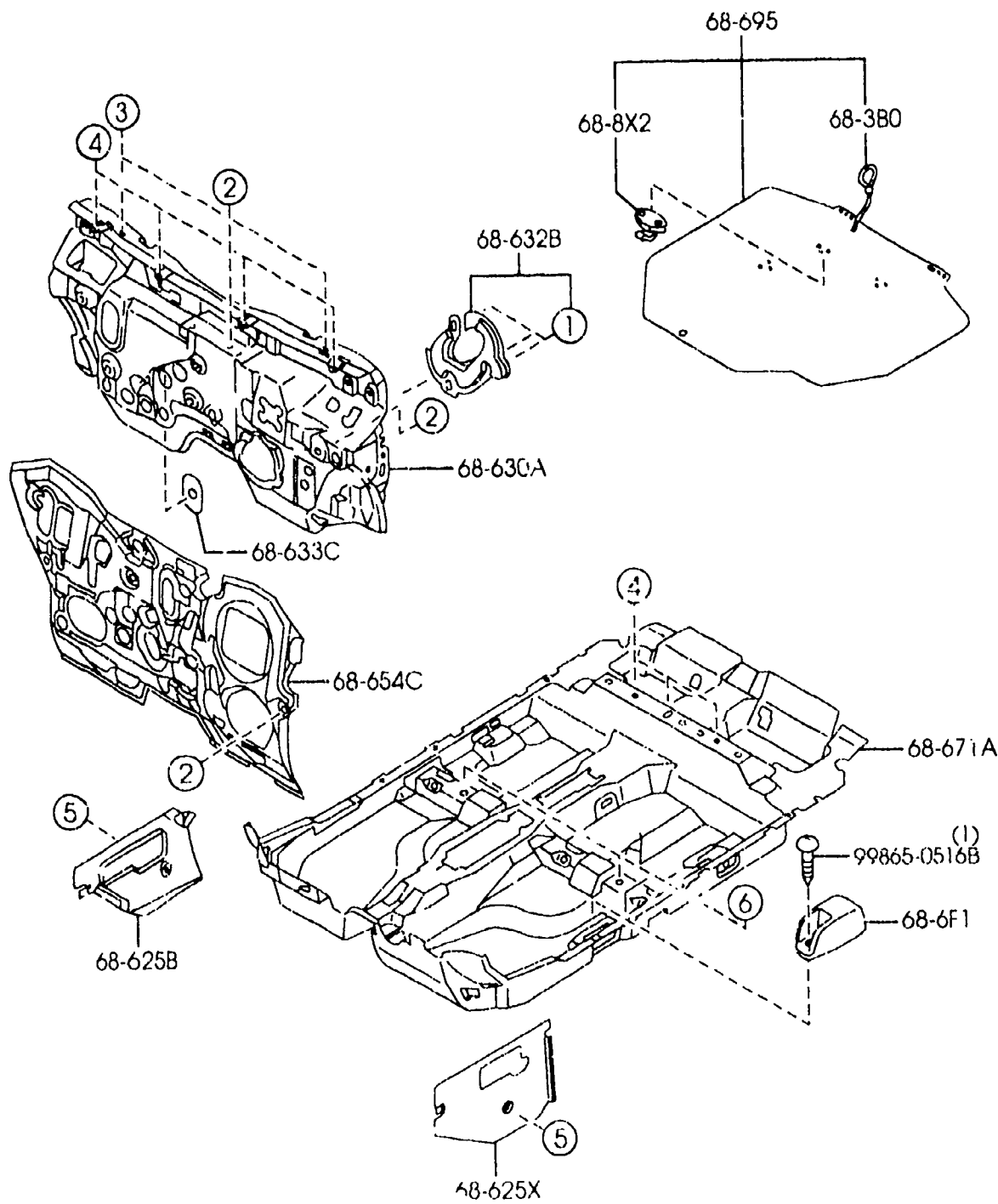
CAT. AUBA09-02

2001-07



①	②	③	④	⑤	⑥
68-AB1	68-615B	68-622C	68-865	68-865Q	68-885

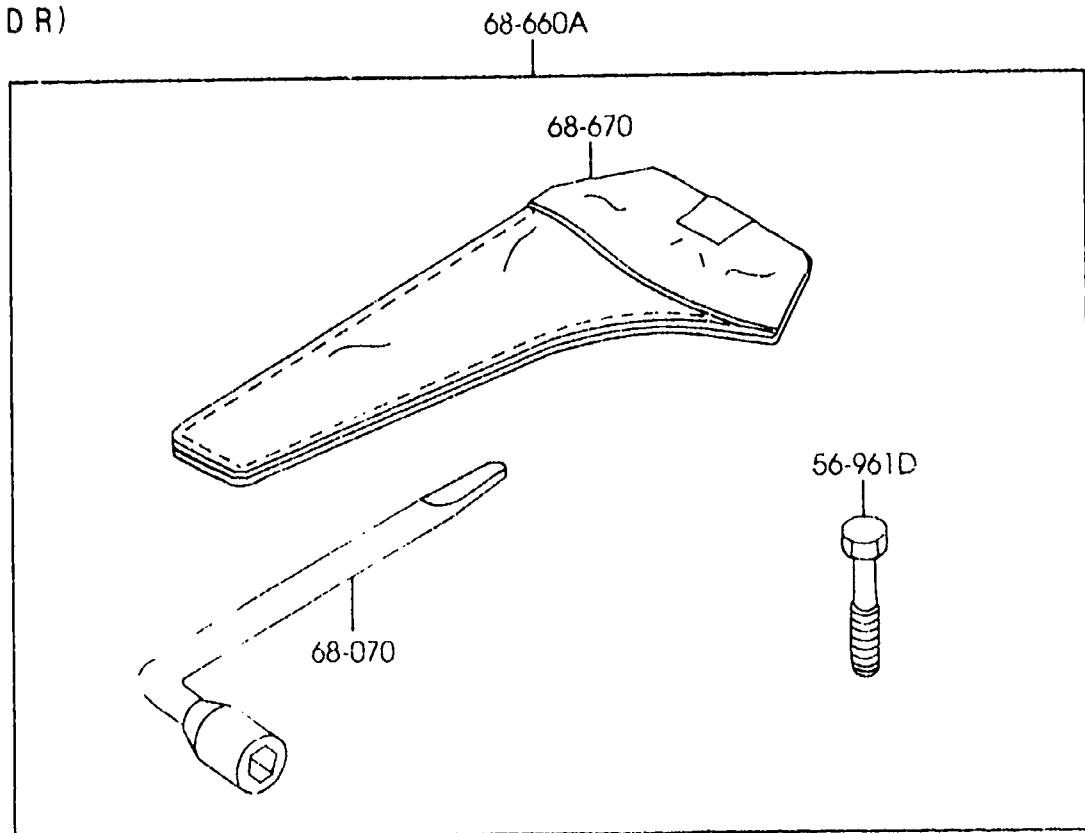
PART NO.	QTY	MODEL/RESTRICTION	MODEL/RESTRICTION	MODEL/RESTRICTION	FROM-TO
68-AB1		FASTENER	AGRAFE		
GA5R-6G-AB3	3				
68-380		STRAP, REAR-LUGGAGE COVER	COURROIE, AR-COUV. CO F. BAG		
B26H-68-380A	1				
68-6F1		BEZZEL, OPENER LEVER	BEZZEL, LEVIER OUVERT		
GA5R-68-6F1E	1				
65	INT-	BN4 OFF-BLACK	BN4 NOIR CLAIR		
68-615B		NUT, FLANGE-CAP	ECROU, COLLET-CHAPEAU		
B100-68-615	3				
68-622C		CLIP, DASHBOARD INSULATOR	COLL., ISOLAT. TABL. BORD		
GA2A-68-627	2				
68-625B		COVER(R), CONTROL BOX	ECROU		
GE4T-6H-6G1E	1				
65	INT-	BN4 OFF-BLACK	BN4 NOIR CLAIR		
68-625X		COVER(L), CONTROL BOX	COUVERCLE(G), BOITE COMMAN		
GE4T-68-6G4D	1				
65	INT-	BN4 OFF-BLACK	BN4 NOIR CLAIR		
68-630A		INSULATOR, DASHBOARD	ISOLATEUR, TABLEAU D E BORD		
BJ4D-68-63XA	1 (AT)		(B.V. AUTOM)		
BJ4T-68-63XB	1 (MT)		(B.V. MANU)		
68-632B		COVER, HOLE	CACHE		
BJ0E-68-63Z	1				
68-633C		COVER, HOLE	COUVERCLE, TROU		
GA7B-68-633B	1				
68-654C		INSULATOR, ENG. ROOM	ISOLANT,		
BJ2V-68-611C	1				
68-671A		MAT, FLOOR	TAPIS, PLANCHER		
BN5V-68-670A	1				
02	INT-	BN4 BLACK	BN4 NOIR		



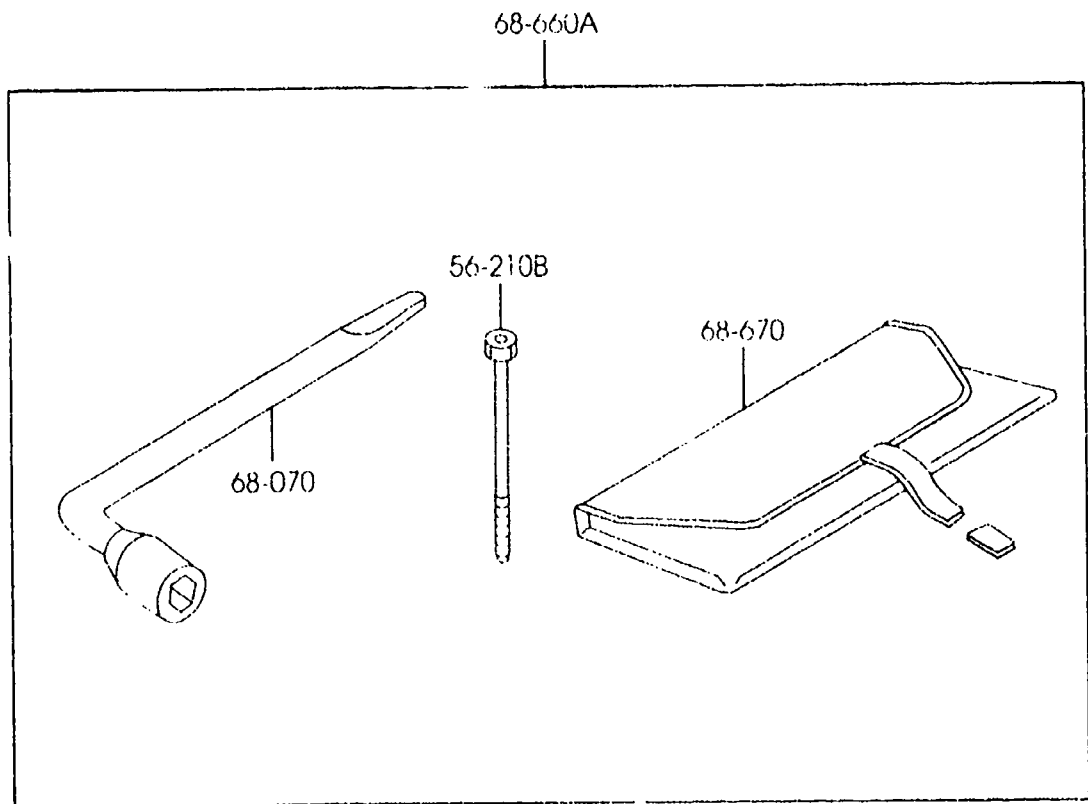
①	②	③	④	⑤	⑥
68-632B	68-615B	68-622C	68-865	68-865Q	68-885

PART NO.	QTY	MODEL/RESTRICTION	MODEL/RESTRICTION	MODEL/RESTRICTION	FROM-TO
68-695		MAT, TRUNK ROOM	TAPIS, COFFRE A BAGAGES		
BN5V-68-81X	1				
02	INT-	BN4 BLACK	BN4 NOIR		
68-8X2		CLIP	ATTACHE		
M020-68-839	3				
68-865		FASTENER	AGRAFE		
G032-68-865A	7				
00	INT-	BN1 BN2 BN3 BN4 BLACK	BN1 BN2 BN3 BN4 NOIR		
68-865Q		FASTENER	AGRAFE		
GJ21-68-885B	2				
02	INT-	BN1 BN2 BN3 BN4 BLACK	BN1 BN2 BN3 BN4 NOIR		
68-885		FASTENER	AGRAFE		
H380-68-885	2				

((4DR) > (SPORT SUSP))
 (5DR)



((4DR) > (MPS SUSP))

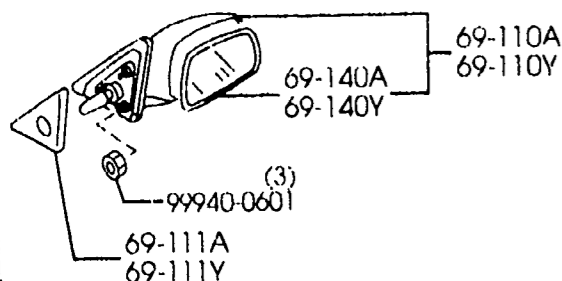


PART NO.	QTY	MODEL/RESTRICTION	MODEL/RESTRICTION	MODEL/RESTRICTION	FROM-TO
GM98-56-960B	1	CLAMP, SPARE TIRE ((4DR)>(MPS SUSP))	FIXATION, ROUE DE SECOURS ((4PRTS)>(SUSP.MPS))		
B093-56-961	1	BOLT L=125MM (5DR)	BOULON L=125MM (5PRTS)		
G091-56-961	1	BOLT L=90MM ((4DR)>(SPORT SUSP))	L=90MM ((4PRTS)>(SUSP. SPORTIVE))		
NA01-68-070	1	WRENCH, HUB NUT	CLEF DE MOYEU		
BL8M-69-650	1	TOOL SET ((4DR)>(MPS SUSP))	TROUSSE A OUTILS ((4PRTS)>(SUSP.MPS))		
BN5V-69-650	1	(5DR)	(5PRTS)		
BR70-69-650B	1	((4DR)>(SPORT SUSP))	((4PRTS)>(SUSP. SPORTIVE))		
BL8M-69-670	1	BAG, TOOL ((4DR)>(MPS SUSP))	SAC, OUTIL ((4PRTS)>(SUSP.MPS))		
8173-69-670A	1	(5DR)	(5PRTS)		
8173-69-670A	1	(P195-55R15/15X6JJ ALUMI.) ((4DR)>(2000)>(2-DISC))	((4PRTS)>(2000)>(2-FR DISQ))		
8173-69-670A	1	(P195-55R15/15X6JJ STEEL) ((4DR)>(2000)>(2-DISC))	((4PRTS)>(2000)>(2-FR DISQ))		-1601
8173-69-670A	1	((4DR)>(2000)>(4-DISC)>(SPORT SUSP)) ((4DR)>(1600))	((4PRTS)>(2000)>(4-FR DISQ)>(SUSP. SPORTIVE)) ((4PRTS)>(1600))		-1601
*NA01-69-670A	1	(P195-55R15/15X6JJ STEEL) ((4DR)>(2000)>(2-DISC))	((4PRTS)>(2000)>(2-FR DISQ))		601-
*NA01-69-670A	1	((4DR)>(2000)>(4-DISC)>(SPORT SUSP)) ((4DR)>(1600))	((4PRTS)>(2000)>(4-FR DISQ)>(SUSP. SPORTIVE)) ((4PRTS)>(1600))		601
1601 BJ.2*	980682				

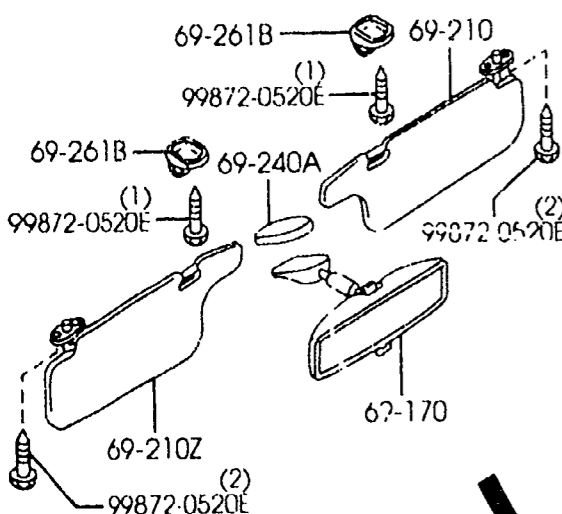
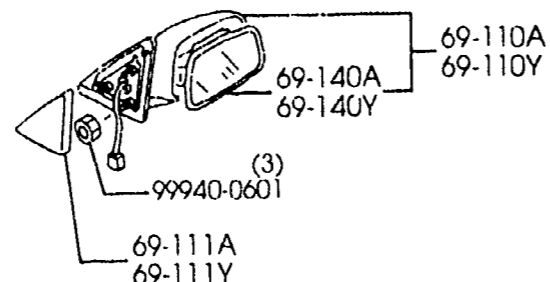
6900A SUN VISORS, ASSIST HANDLES & MIRRORS
(4-DOOR)

6900A -1 SUN VISORS, ASSIST HANDLES & MIRRORS
(4-DOOR)

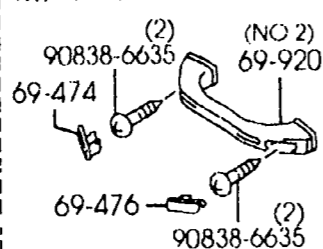
(DR MIRROR MANUAL-BLACK)



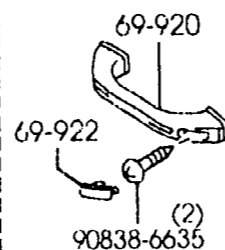
(DR MIRROR ELECT-BLACK)
(DR MIRROR ELECT-BODY COLOR)



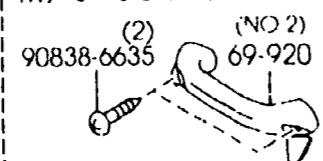
(1501-)
(W/O SUNROOF)



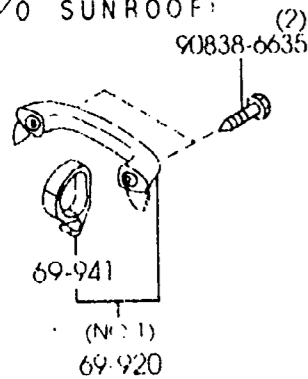
(W/SUNROOF)



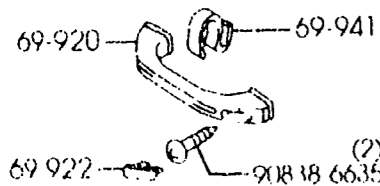
(-1501)
(W/O SUNROOF)



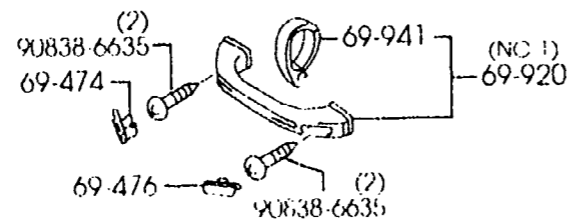
(-1501)
(W/O SUNROOF)



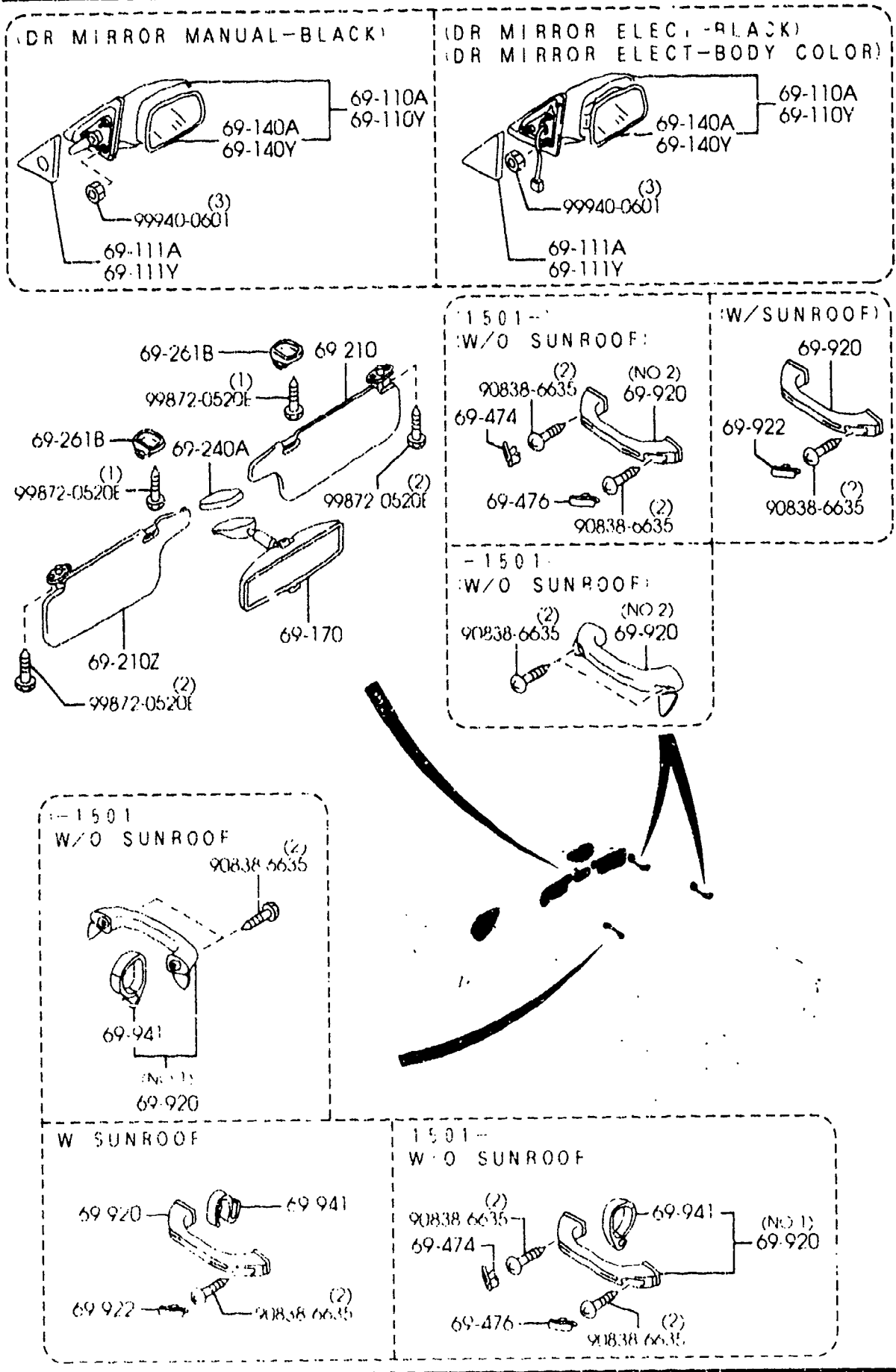
(W/SUNROOF)



(1501-)
(W/O SUNROOF)



PART NO.	QTY	MODEL/RESTRICTION	MODEL/RESTRICTION	MODEL/RESTRICTION	FROM-TO
69-110A		MIRROR(R), DOOR	RETROVISEUR(D), PORTE		
BJ0E-69-120A	1	(DR MIRROR MANUAL-BLACK)			
BJ0G-69-120A	1	(DR MIRROR ELECT-BLACK)			
BJ0J-69-120E	1	(DR MIRROR ELECT-BODY COLOR) (SPORT SUSP)	(SUSP. SPORTIVE)		
HZ	EXT-	HZ SUNBURST YELLOW	HZ JAUNE BRULE		
08	EXT-	16W 24X BLACK MC	16W 24X MICA NOIR		
09	EXT-	A3D PURE WHITE	A3D BLANC PURE		
15	EXT-	22K PASSION RED MC	22K ROUGE PASSION METALL		
27	EXT-	23F GALAXY GOLD M.	23F OR GALAXIE M.		
4F	EXT-	4F CHAMPAGNE SILVER MC	4F ARGENT CHAMPAGNE MICA		
46	EXT-	18J GRACE GREEN MC	18J VERT GRACIEUX MC		
52	EXT-	24A STARRY BLUE MC	24A BLUE ETOILE MICA		
67	EXT-	22V 24G SUNLIGHT SILVER M	22V 24G ARGENT METALL. SOLEIL		
91	EXT-	23G ORIENT GREEN MC	23G VERT ORIENT MC		
BL9M-69-120	1	(DR MIRROR ELECT-BODY COLOR) (MPS SUSP)	(SUSP. MPS)		
HZ	EXT-	HZ SUNBURST YELLOW	HZ JAUNE BRULE		
52	EXT-	24A STARRY BLUE MC	24A BLUE ETOILE MICA		
69-110Y		MIRROR(L), DOOR	RETROVISEUR(G), PORTE		
BJ0E-69-180A	1	(DR MIRROR MANUAL-BLACK)			
BJ0G-69-180A	1	(DR MIRROR ELECT-BLACK)			
BJ0J-69-180E	1	(DR MIRROR ELECT-BODY COLOR) (SPORT SUSP)	(SUSP. SPORTIVE)		
HZ	EXT-	HZ SUNBURST YELLOW	HZ JAUNE BRULE		
08	EXT-	16W 24X BLACK MC	16W 24X MICA NOIR		
09	EXT-	A3D PURE WHITE	A3D BLANC PURE		
15	EXT-	22K PASSION RED MC	22K ROUGE PASSION METALL		
27	EXT-	23F GALAXY GOLD M.	23F OR GALAXIE M.		
4F	EXT-	4F	4F		

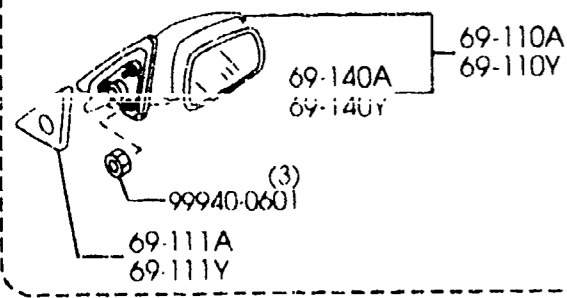


PART NO.	QTY	MODEL/RESTRICTION	MODEL/RESTRICTION	MODEL/RESTRICTION	FROM-TO
CONT'D		CHAMPAGNE SILVER MC	ARGENT CHAMPAGNE MICA		
46	EXT-	18J GRACE GREEN MC	18J VERT GRACIEUX MC		
52	EXT-	24A STARRY BLUE MC	24A BLUE ETOILE MICA		
67	EXT-	22V 24G SUNLIGHT SILVER M	22V 24G ARGENT METALL. SOLEIL		
91	EXT-	23G ORIENT GREEN MC	23G VERT ORIENT MC		
BL9M-69-180	1	(DR MIRROR ELECT-BOD Y COLOR) (MPS SUSP)	(SUSP.MPS)		
HZ	EXT-	HZ SUNBURST YELLOW	HZ JAUNE RAJOLE		
52	EXT-	24A STARRY BLUE MC	24A BLUE ETOILE MICA		
69-111A		GARNISH(R), SAIL-IN.	GARNISSAGE TRIANGUL. INT.(D)		
B25D-69-111C	1	(DR MIRROR MANUAL-BL ACK)			
B26R-69-111C	1	(DR MIRROR ELECT-BLA CK) (DR MIRROR ELECT-BOD Y COLOR)			
69-111Y		GARNISH(L), SAIL-IN.	GARNISSAGE TRIANGUL. INT.(G)		
B25D-69-171C	1	(DR MIRROR MANUAL-BL ACK)			
B26R-69-171C	1	(DR MIRROR ELECT-BLA CK) (DR MIRROR ELECT-BOD Y COLOR)			
69-140A		GLASS(R), MIRROR	MIROIR (G)		
BJ0E-69-123	1	(DR MIRROR MANUAL-BL ACK) (DR MIRROR ELECT-BLA CK)			-1129
B21M-69-1G1	1	(DR MIRROR ELECT-BOD Y COLOR)			
BG1N-69-1G1	1	(DR MIRROR ELECT-BOD Y COLOR)			1129-
69-140Y		GLASS(L), MIRROR	GLACE(G), MIROIR		
B21M-69-1G7	1	(DR MIRROR ELECT-BOD Y COLOR)			
BJ0E-69-183	1	(DR MIRROR MANUAL-BL ACK) (DR MIRROR ELECT-BLA CK)			
1129 BJ22* -429123					

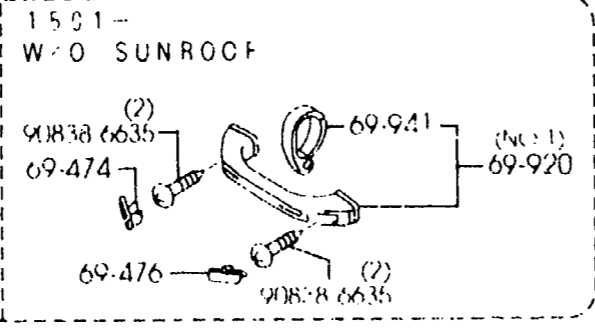
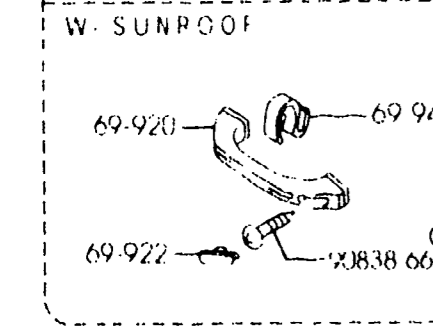
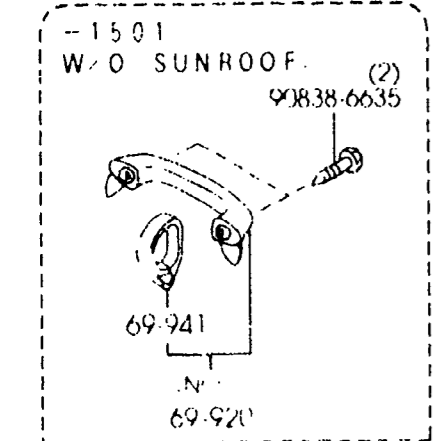
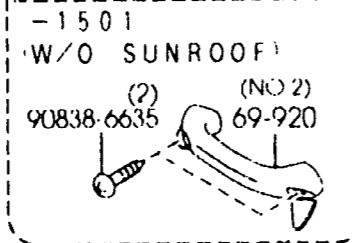
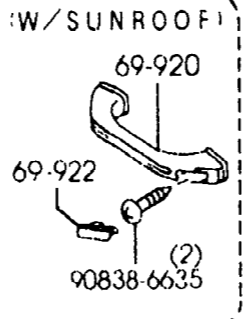
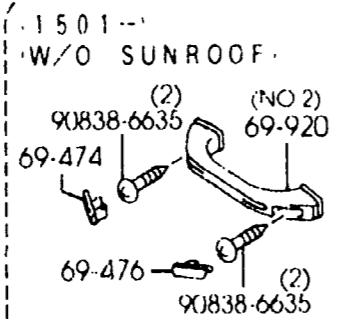
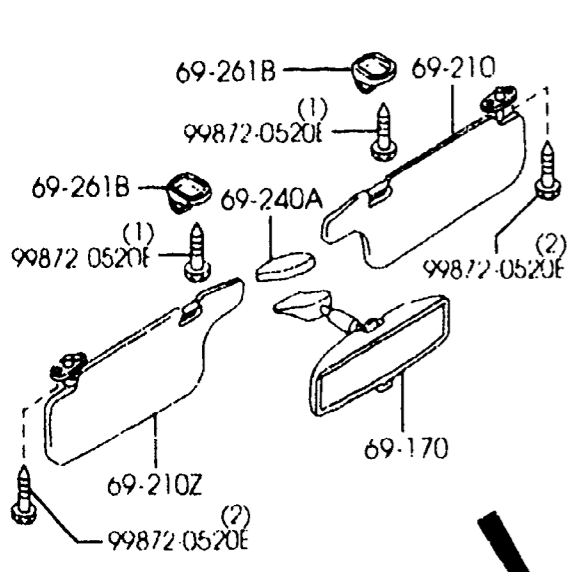
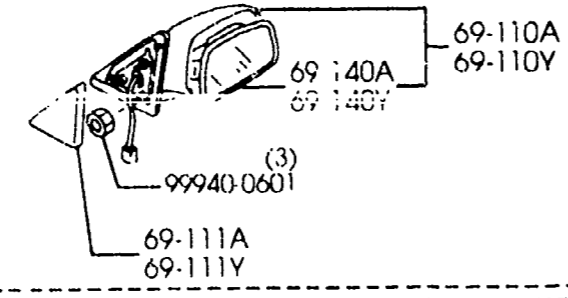
6900A SUN VISORS, ASSIST HANDLES & MIRRORS
(4-DOOR)

6900A -3 SUN VISORS, ASSIST HANDLES & MIRRORS
(4-DOOR)

DR MIRROR MANUAL-BLACK



DR MIRROR ELECT-BLACK
DR MIRROR ELECT-BODY COLOR



PART NO.	QTY	MODEL/RESTRICTION	MODEL/RESTRICTION	MODEL/RESTRICTION	FROM-TO
69-170		MIRROR, INTERIOR	MIROIR INTERIEUR		
HGB2-69-220A	1				
69-210		SUN VISOR(R)	PARA-SOLEIL (D)		
BL8D-69-270A	1	(W/AIR BAG CAUTION L ABEL-CANADA)			
03	INT-	BN1 BN2 BN4 LIGHT GRAY	BN1 BN2 BN4 GRIS CLAIR		
80	INT-	BN3 BEIGE	BN3 BEIGE		
BL8E-69-270A	1	(W/AIR BAG CAUTION L ABEL-USA)			
03	INT-	BN1 BN2 BN4 LIGHT GRAY	BN1 BN2 BN4 GRIS CLAIR		
80	INT-	BN3 BEIGE	BN3 BEIGE		
69-210Z		SUN VISOR(L)	PAPE-SOLEIL		
BL8D-69-320A	1	(W/AIR BAG CAUTION L ABEL-CANADA)			
03	INT-	BN1 BN2 BN4 LIGHT GRAY	BN1 BN2 BN4 GRIS CLAIR		
80	INT-	BN3 BEIGE	BN3 BEIGE		
BL8E-69-320A	1	(W/AIR BAG CAUTION L ABEL-USA)			
03	INT-	BN1 BN2 BN4 LIGHT GRAY	BN1 BN2 BN4 GRIS CLAIR		
80	INT-	BN3 BEIGE	BN3 BEIGE		
69-240A		BASE, INTERIOR MIRROR	SOCLE MIRROIR		
BC1C-69-240	1				
69-261B		ADAPTER, CENTER	ADAPTEUR, CENTRAL		
BJ1V-69-261	2				
03	INT-	BN1 BN2 BN4 LIGHT GRAY	BN1 BN2 BN4 GRIS CLAIR		
80	INT-	BN3 BEIGE	BN3 BEIGE		
69-474		CAP(FRT), ASSIST HAND LE	CAPOT(AV), POIGNEE AU X.		
*LC70-69-472	3	(W/O SUNROOF)	(TOIT NORMAL)		1501-
* 03	INT-	BN1 BN2 BN4 LIGHT GRAY	BN1 BN2 BN4 GRIS CLAIR		
* 80	INT-	BN3 BEIGE	BN3 BEIGE		
1501 BJ22* -467953					

AUBA09

(2B67480)

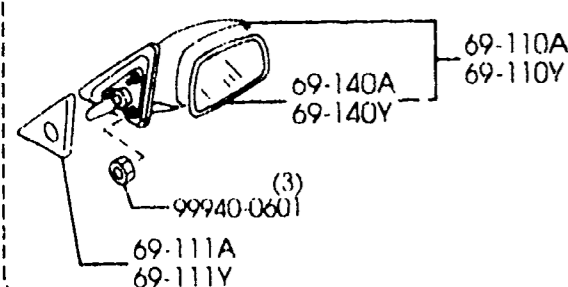
CAT. AUBA09-02

2001-07

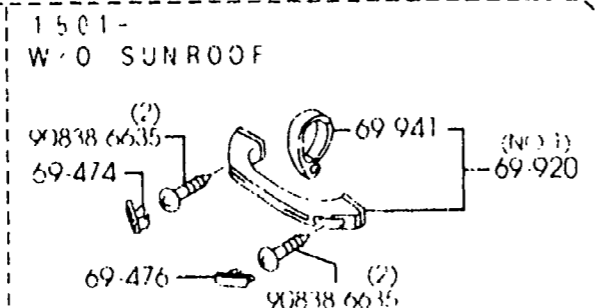
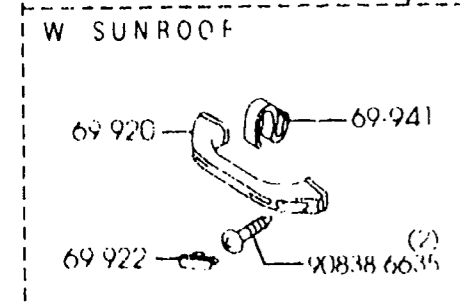
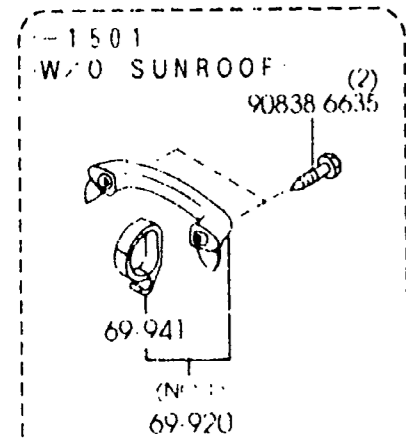
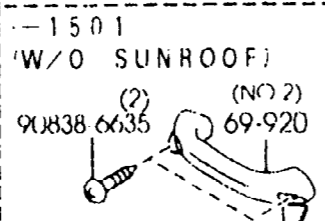
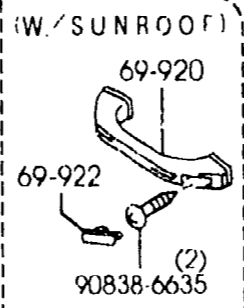
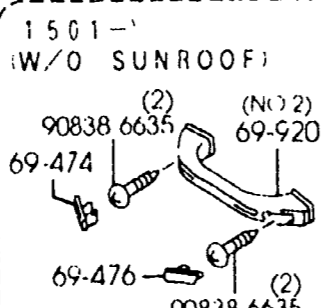
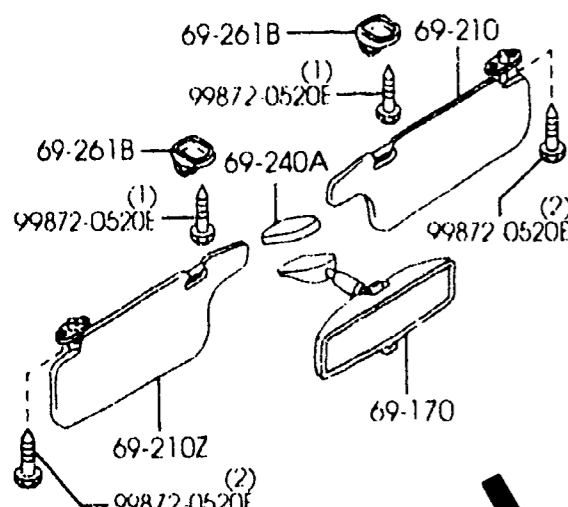
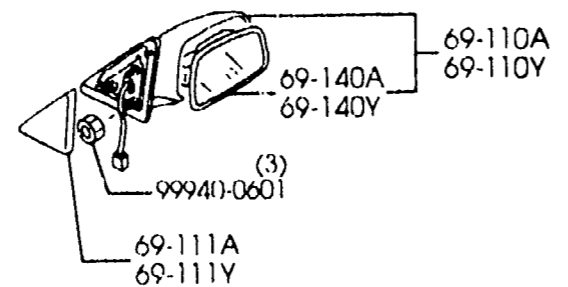
6900A SUN VISORS, ASSIST HANDLES & MIRRORS
(4-DOOR)

6900A -4 SUN VISORS, ASSIST HANDLES & MIRRORS
(4-DOOR)

(DR MIRROR MANUAL-BLACK)



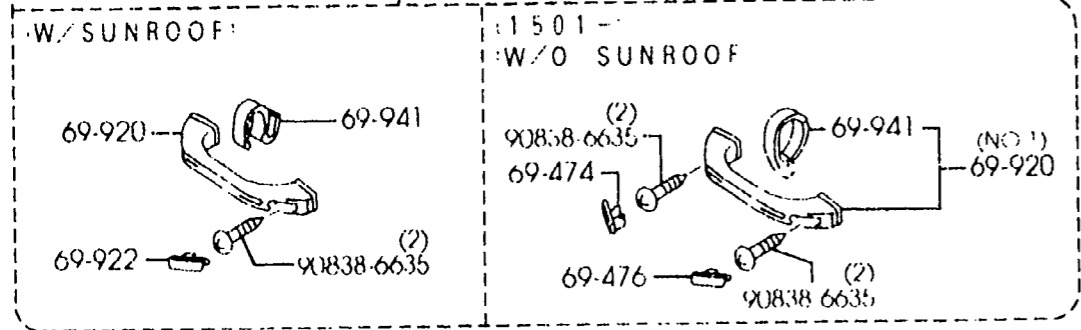
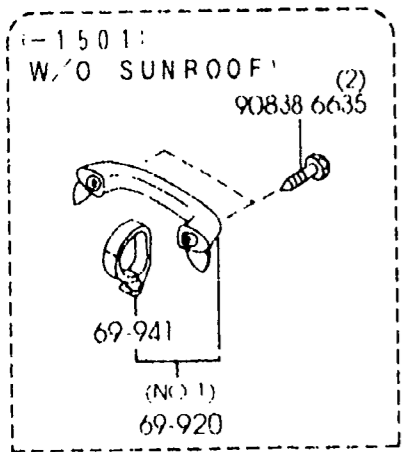
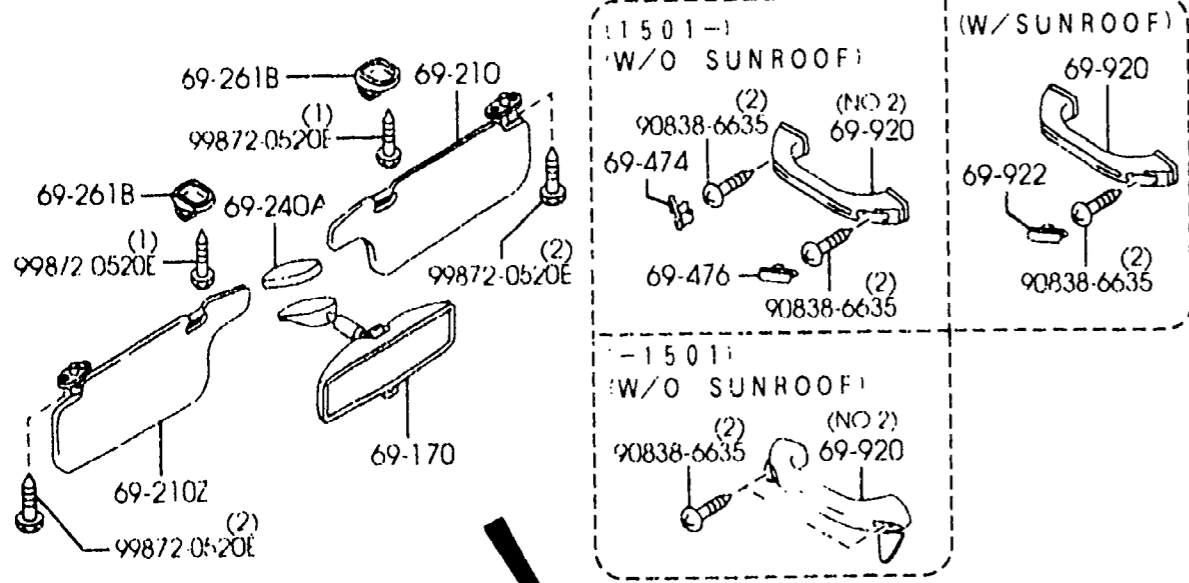
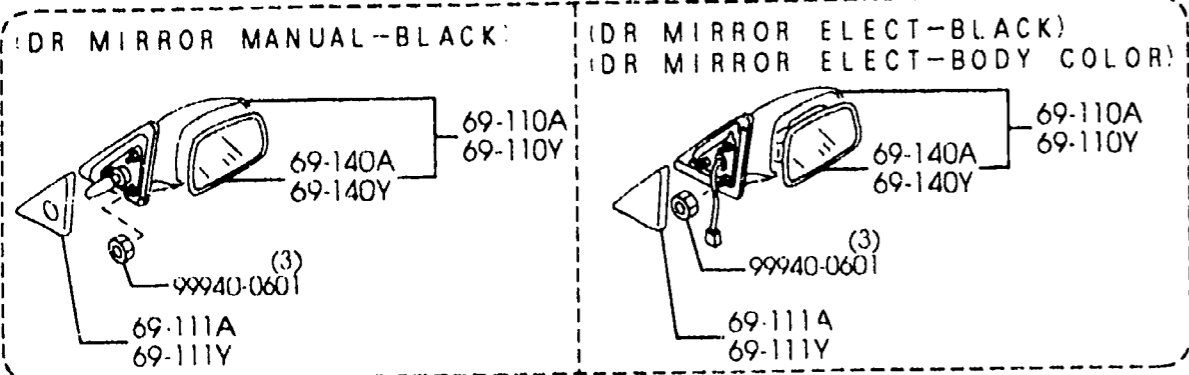
(DR MIRROR ELECT-BLACK)
(DR MIRROR ELECT-BODY COLOR)



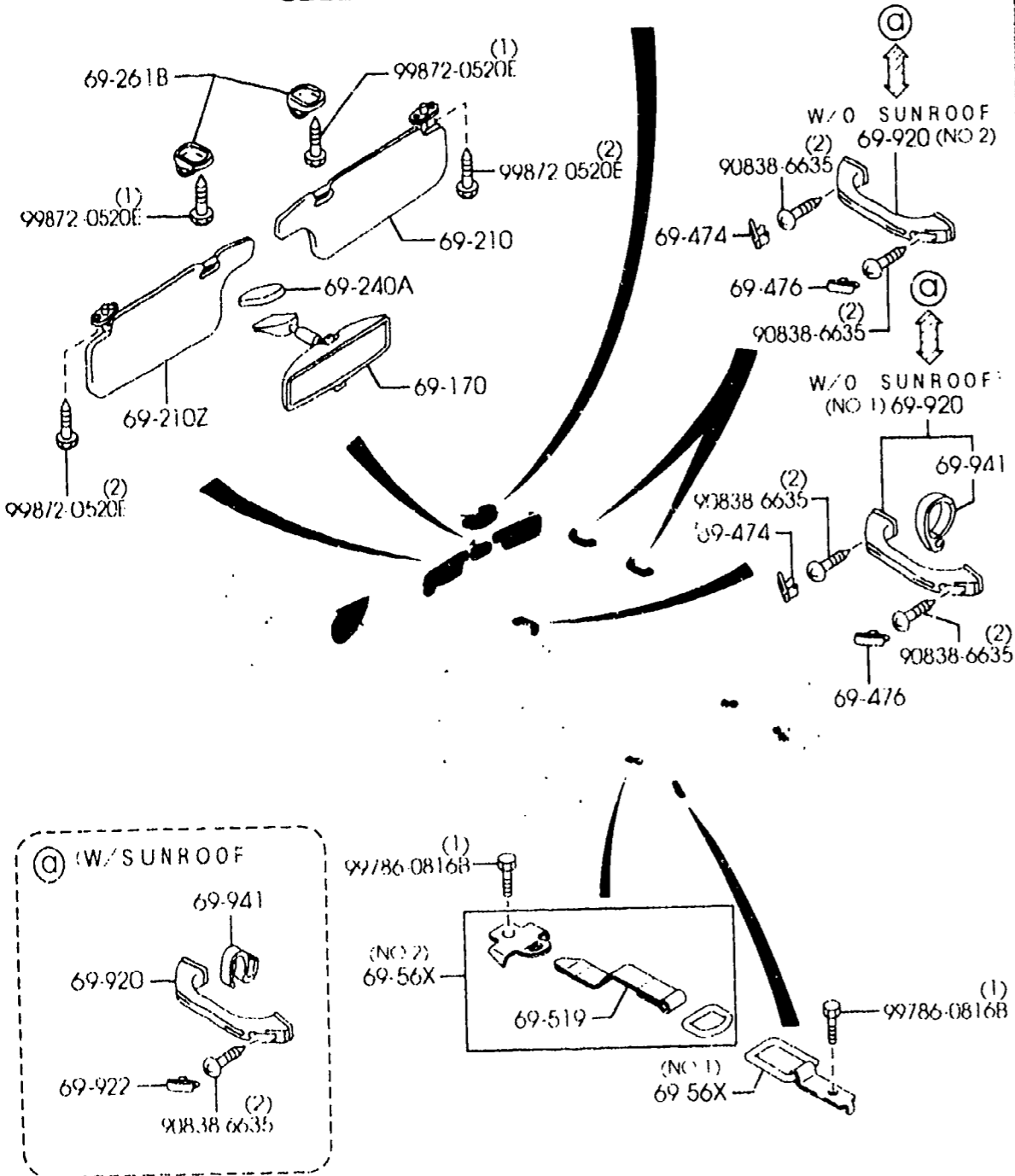
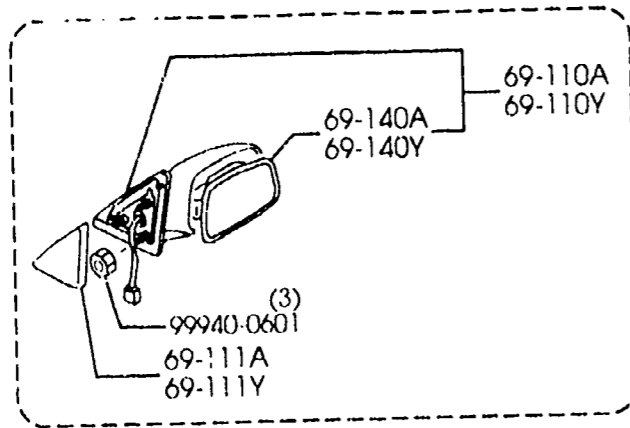
PART NO	QTY	MODEL/RESTRICTION	MODEL/RESTRICTION	MODEL/RESTRICTION	FROM-TO
69-476		CAP(RR), ASSIST HANDL E	CAPOT(AR), POIGNEE AU X.		1501-
*LC70-69-474	3	(W/O SUNROOF)	(TOIT NORMAL)		
* 03	INT-	BN1 BN2 BN4 LIGHT GRAY	BN1 BN2 BN4 GRIS CLAIR		
* 80	INT-	BN3 BEIGE	BN3 BEIGE		
69-920		HANDLE, ASSIST	POIGNEE D'APPUI		
B500-69-471	3	(W/SUNROOF)	(TOIT OUVR)		
03	INT-	BN1 BN2 BN4 LIGHT GRAY	BN1 BN2 BN4 GRIS CLAIR		
80	INT-	BN3 LIGHT BEIGE	BN3 BEIGE CLAIR		
BJ0N-69-470	1	(ILLUST. NO.1) (W/O SUNROOF)	(TOIT NORMAL)		-1501
03	INT-	BN1 BN2 BN4 LIGHT GRAY	BN1 BN2 BN4 GRIS CLAIR		
80	INT-	BN3 BEIGE	BN3 BEIGE		
LC62-69-470A	2	(ILLUST. NO.2) (W/O SUNROOF)	(TOIT NORMAL)		-1501
03	INT-	BN1 BN2 BN4 LIGHT GRAY	BN1 BN2 BN4 GRIS CLAIR		
80	INT-	BN3 BEIGE	BN3 BEIGE		
*BN5V-69-470	1	(ILLUST. NO.1) (W/O SUNROOF)	(TOIT NORMAL)		1501-
* 03	INT-	BN1 BN2 BN4 LIGHT GRAY	BN1 BN2 BN4 GRIS CLAIR		
* 80	INT-	BN3 BEIGE	BN3 BEIGE		
*LC70-69-470A	2	(ILLUST. NO.2) (W/O SUNROOF)	(TOIT NORMAL)		1501-
* 03	INT-	BN1 BN2 BN4 LIGHT GRAY	BN1 BN2 BN4 GRIS CLAIR		
* 80	INT-	BN3 BEIGE	BN3 BEIGE		
69-922		CAP, ASSIST HANDLE	BOUCHON MANIVELLE		
B500-69-472	6	(W/SUNROOF)	(TOIT OUVR)		
03	INT-	BN1 BN2 BN4 LIGHT GRAY	BN1 BN2 BN4 GRIS CLAIR		
80	INT-	BN3 LIGHT BEIGE	BN3 BEIGE CLAIR		
69-941		HANGER, COAT	CROCHET A VETEMENTS		
BE5H-69-531	1	(W/O SUNROOF)	(TOIT NORMAL)		
03	INT-	BN1 BN2 BN4 LIGHT GRAY	BN1 BN2 BN4 GRIS CLAIR		
1501 BJ22* -467953					

6900A SUN VISORS, ASSIST HANDLES & MIRRORS
(4-DOOR)

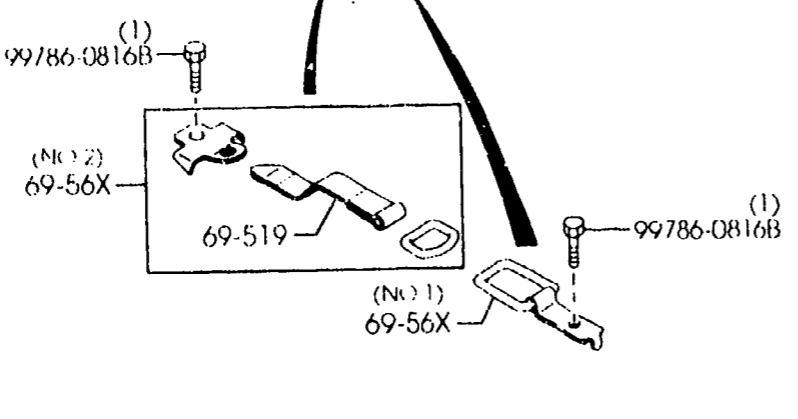
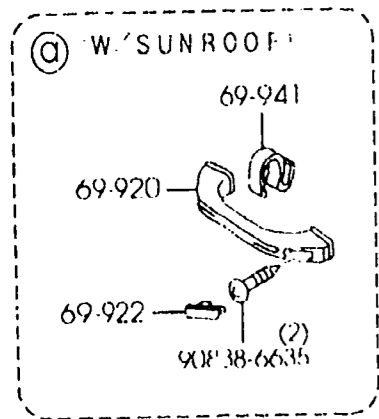
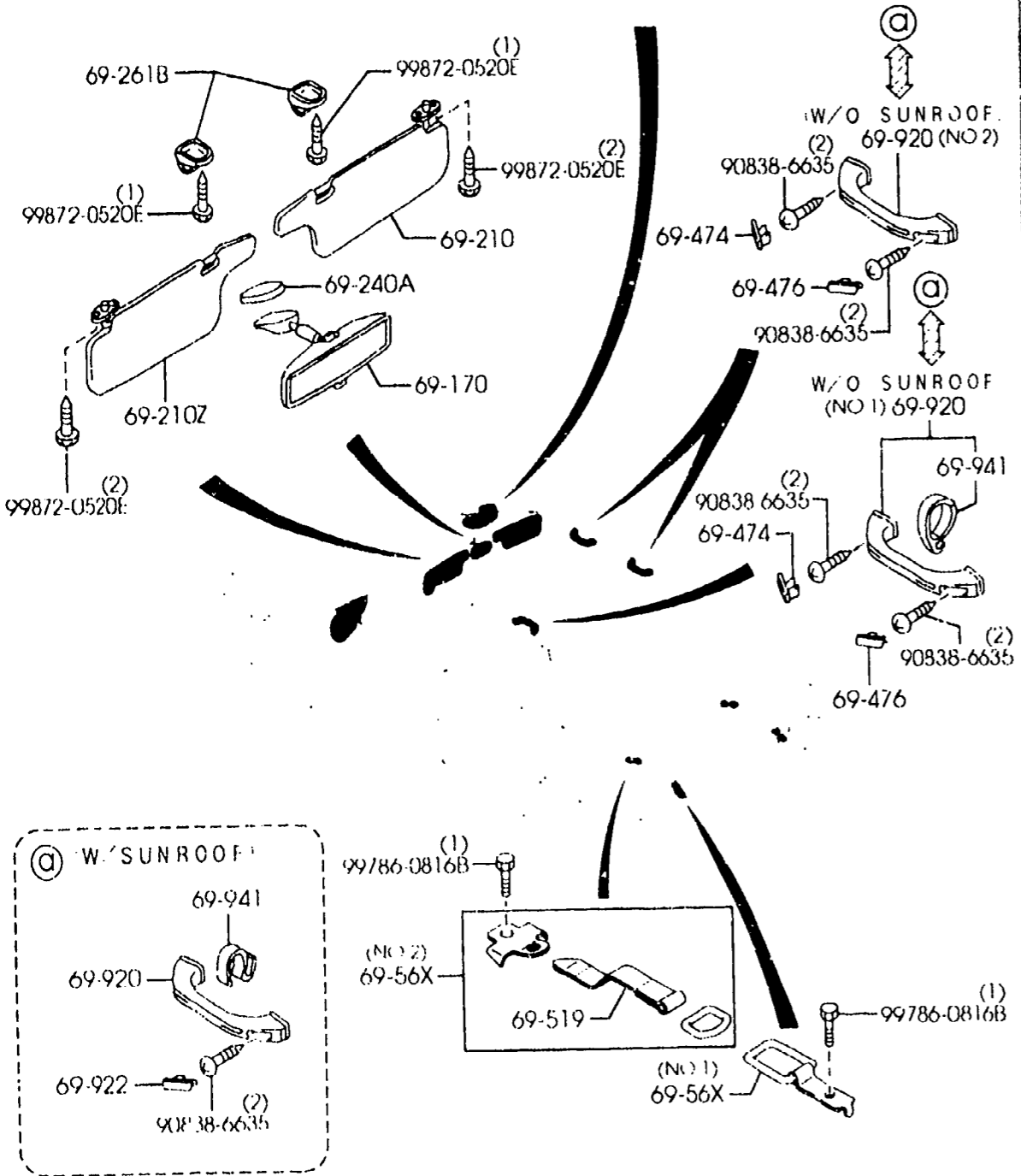
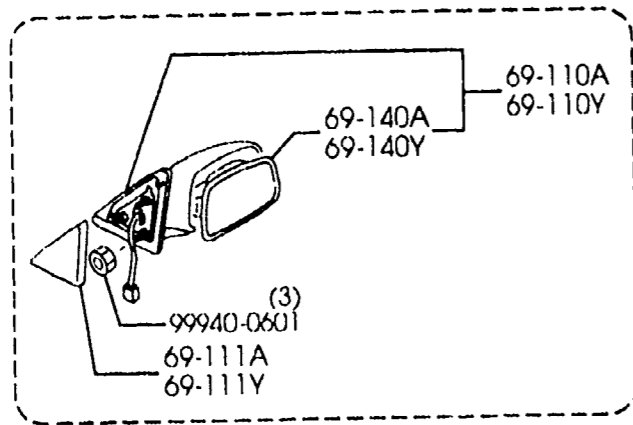
6900A -5 * SUN VISORS, ASSIST HANDLES & MIRRORS
(4-DOOR)



PART NO.	QTY	MODEL/RESTRICTION	MODEL/RESTRICTION	MODEL/RESTRICTION	FROM-TO
CONT'D					
80	INT-	BN3 BEIGE	BN3 BEIGE		
DC20-69-541	1	(W/SUNROOF)	(TOIT OUVR)		
03	INT-	BN1 BN2 BN4 LIGHT GRAY	BN1 BN2 BN4 GRIS CLAIR		
80	INT-	BN3 BEIGE	BN3 BEIGE		



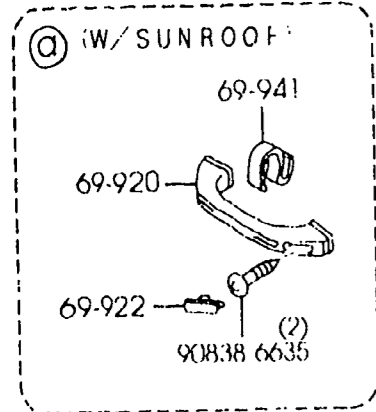
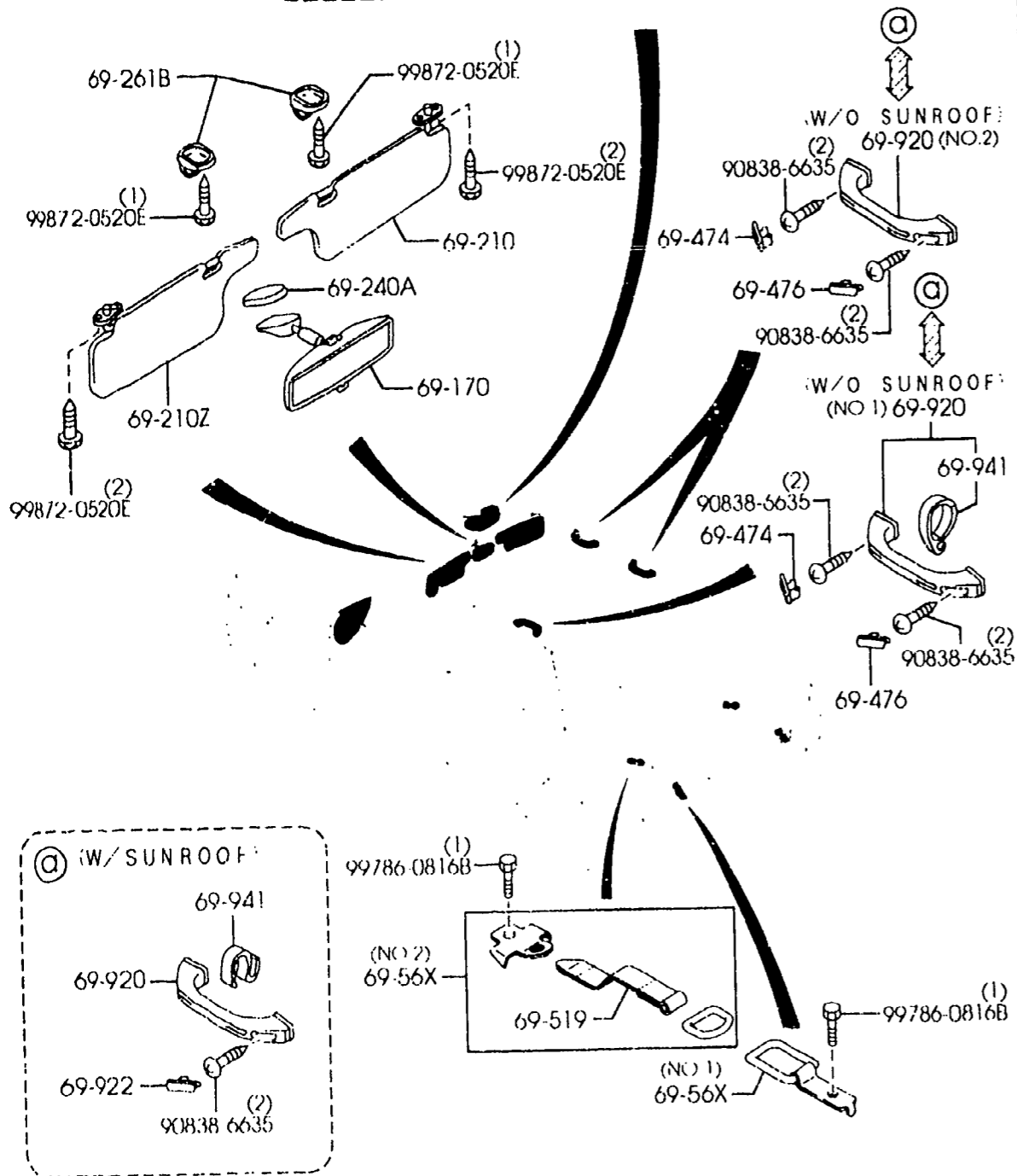
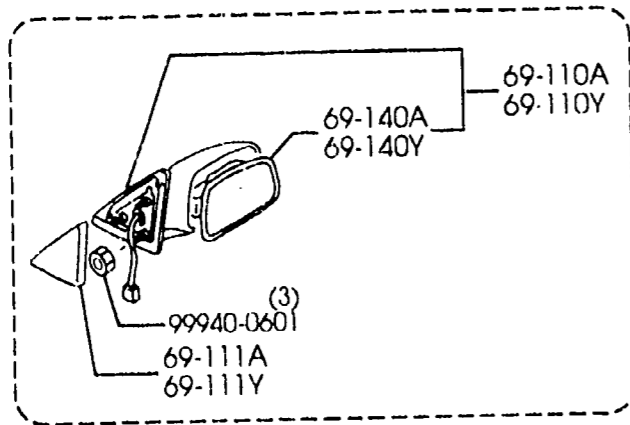
PART NO.	QTY	MODEL/RESTRICTION	MODEL/RESTRICTION	MODEL/RESTRICTION	FROM-TO
69-110A		MIRROR(R), DOOR	RETROVISEUR(D), PORTE		
BJ0G-69-120A	1	(DR MIRROR ELECT-BLACK)			
BJ0J-69-120E	1	(DR MIRROR ELECT-BODY COLOR)			
HZ	EXT-	HZ SUNBURST YELLOW	HZ JAUNE BRULE		
SU	EXT-	A3E CLASSIC RED	A3E ROUGE CLASSIQUE		
08	EXT-	16W 24X BLACK MC	16W 24X MICA NOIR		
09	EXT-	A3D PURE WHITE	A3D BLANC PURE		
46	EXT-	18J GRACE GREEN MC	18J VERT GRACIEUX MC		
50	EXT-	22A SUPREME BLUE MC	22A ROUGE NEUF		
67	EXT-	22V 24G SUNLIGHT SILVER M	22V 24G ARGENT METALL. SOLEIL		
69-110Y		MIRROR(L), DOOR	RETROVISEUR(G), PORTE		
BJ0G-69-180A	1	(DR MIRROR ELECT-BLACK)			
BJ0J-69-180E	1	(DR MIRROR ELECT-BODY COLOR)			
HZ	EXT-	HZ SUNBURST YELLOW	HZ JAUNE BRULE		
SU	EXT-	A3E CLASSIC RED	A3E ROUGE CLASSIQUE		
08	EXT-	16W 24X BLACK MC	16W 24X MICA NOIR		
09	EXT-	A3D PURE WHITE	A3D BLANC PURE		
46	EXT-	18J GRACE GREEN MC	18J VERT GRACIEUX MC		
50	EXT-	22A SUPREME BLUE MC	22A ROUGE NEUF		
67	EXT-	22V 24G SUNLIGHT SILVER M	22V 24G ARGENT METALL. SOLEIL		
69-111A		GARNISH(R), SAIL-IN.	GARNISSAGE TRIANGUL. INT. (D)		
B26R-69-111C	1				
69-111Y		GARNISH(L), SAIL-IN.	GARNISSAGE TRIANGUL. INT. (G)		
B26R-69-171C	1				
69-140A		GLASS(R), MIRROR	MIROIR (G)		
BGIN-69-161	1	(DR MIRROR ELECT-BODY COLOR)			
BJ0E-69-123	1	(DR MIRROR ELECT-BLACK)			



PART NO.	QTY	MODEL/RESTRICTION	MODEL/RESTRICTION	MODEL/RESTRICTION	FROM-TO
69-140Y		GLASS(L), MIRROR	GLACE(G), MIROIR		
BGIN-69-1G7	1	(DR MIRROR ELECT-BODY COLOR)			
BJOE-69-183	1	(DR MIRROR ELECT-BLACK)			
69-170		MIRROR, INTERIOR	MIROIR INTERIEUR		
HG82-69-220A	1				
69-210		SUN VISOR(R)	PARE-SOLEIL (D)		
*BL8D-69-270A	1	(W/O ROOF RAIL)	(SANS GALERIE)		
* 03	INT-	BN1 BN2 BN4 LIGHT GRAY	BN1 BN2 BN4 GRIS CLAIR		
BL8E-69-270A	1	(W/ROOF RAIL)	(AVEC GALERIE)		
03	INT-	BN1 BN2 BN4 LIGHT GRAY	BN1 BN2 BN4 GRIS CLAIR		
69-210Z		SUN VISOR(L)	PAPE-SOLEIL		
*BL8D-69-320A	1	(W/O ROOF RAIL)	(SANS GALERIE)		
* 03	INT-	BN1 BN2 BN4 LIGHT GRAY	BN1 BN2 BN4 GRIS CLAIR		
BL8E-69-320A	1	(W/ROOF RAIL)	(AVEC GALERIE)		
03	INT-	BN1 BN2 BN4 LIGHT GRAY	BN1 BN2 BN4 GRIS CLAIR		
69-240A		BASE, INTERIOR MIRROR	SOCLE MIRROIR		
BC1C-69-240	1				
69-261B		ADAPTER, CENTER	ADAPTEUR, CENTRAL		
BJ1V-69-261	2				
03	INT-	BN1 BN2 BN4 LIGHT GRAY	BN1 BN2 BN4 GRIS CLAIR		
69-474		CAP(FRT), ASSIST HANDLE	CAPOT(AV), POIGNEE AUX.		
LC70-69-472	3	(W/O SUNROOF)	(TOIT NORMAL)		
03	INT-	BN1 BN2 BN4 LIGHT GRAY	BN1 BN2 BN4 GRIS CLAIR		
69-476		CAP(RR), ASSIST HANDLE	CAPOT(AR), POIGNEE AUX.		
LC70-69-474	3	(W/O SUNROOF)	(TOIT NORMAL)		
03	INT-	BN1 BN2 BN4 LIGHT GRAY	BN1 BN2 BN4 GRIS CLAIR		

6900AA SUN VISORS, ASSIST HANDLES & MIRRORS
(5-DOOR)

6900AA-3 * SUN VISORS, ASSIST HANDLES & MIRRORS
(5-DOOR)



PART NO.	QTY	MODEL/RESTRICTION	MODEL/RESTRICTION	MODEL/RESTRICTION	FROM-TO
69-519		BAND	COLLIER DE SERRAGE		
B27F-69-501A	2				
69-56X		HOOK, CARGO NET	CROCHET FILET CHARGE MENT		
BJ3D-69-56XA	2 (ILLUST. NO.1)				
B27F-69-56XA	2 (ILLUST. NO.2)				
69-920		HANDLE, ASSIST	POIGNEE D'APPUI		
BN5V-69-470	1 (ILLUST. NO.1) (W/O SUNROOF)		(TOIT NORMAL)		
03	INT-	BN1 BN2 BN4 LIGHT GRAY	BN1 BN2 BN4 GRIS CLAIR		
LC70-69-470A	2 (ILLUST. NO.2) (W/O SUNROOF)		(TOIT NORMAL)		
03	INT-	BN1 BN2 BN4 LIGHT GRAY	BN1 BN2 BN4 GRIS CLAIR		
B100-69-471	3 (W/SUNROOF)		(TOIT OUVR)		
03	INT-	BN1 BN2 BN4 LIGHT GRAY	BN1 BN2 BN4 GRIS CLAIR		
69-922		CAP, ASSIST HANDLE	BOUCHON MANIVELLE		
G030-69-472A	6 (W/SUNROOF)		(TOIT OUVR)		
03	INT-	BN1 BN2 BN4 LIGHT GRAY	BN1 BN2 BN4 GRIS CLAIR		
69-941		HANGER, COAT	CROCHET A VETEMENTS		
BE5H-69-531	1 (W/O SUNROOF)		(TOIT NORMAL)		
03	INT-	BN1 BN2 BN4 LIGHT GRAY	BN1 BN2 BN4 GRIS CLAIR		
DC20-69-541	1 (W/SUNROOF)		(TOIT OUVR)		
03	INT-	BN1 BN2 BN4 LIGHT GRAY	BN1 BN2 BN4 GRIS CLAIR		

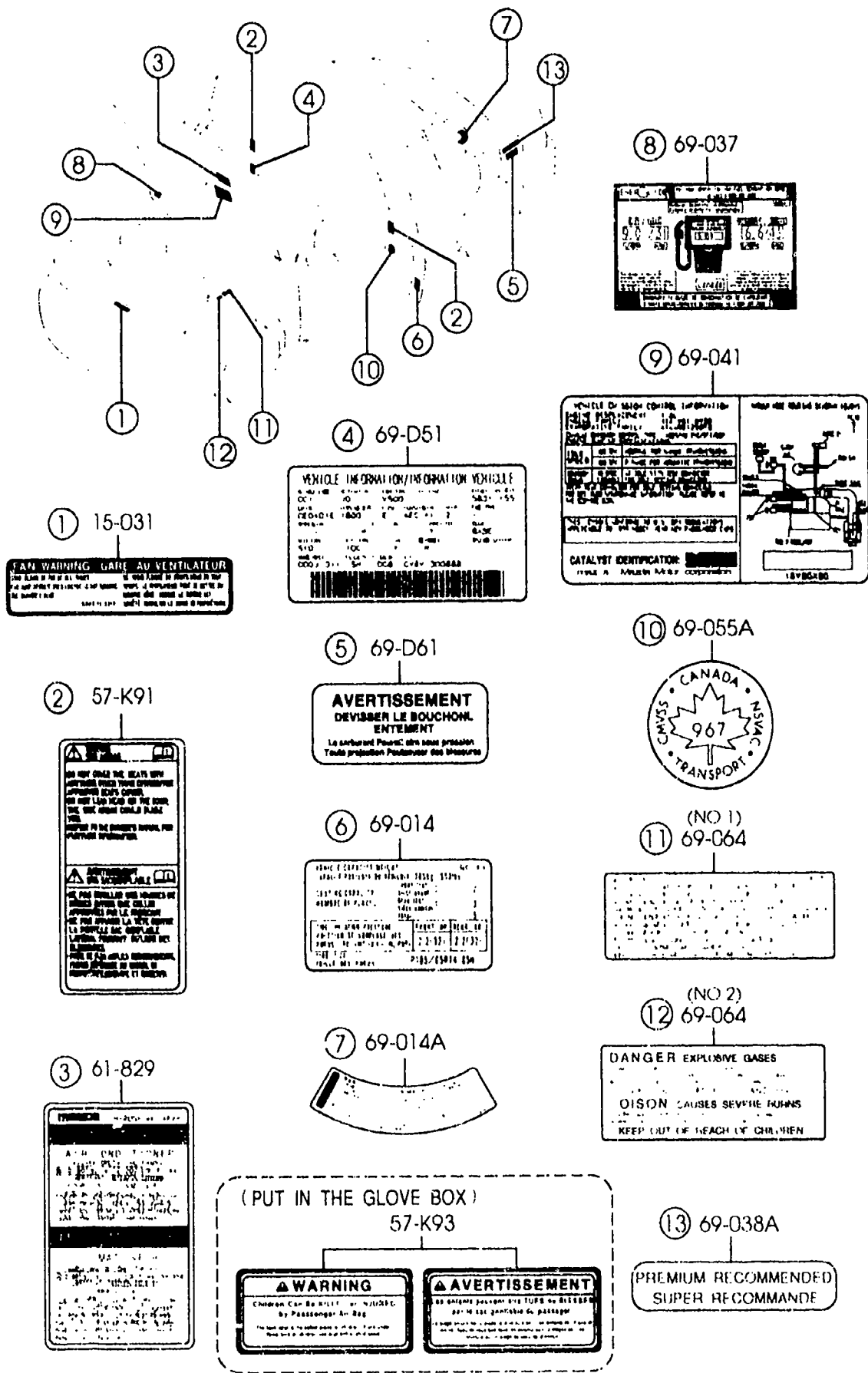
AUBA09

(2B63910)

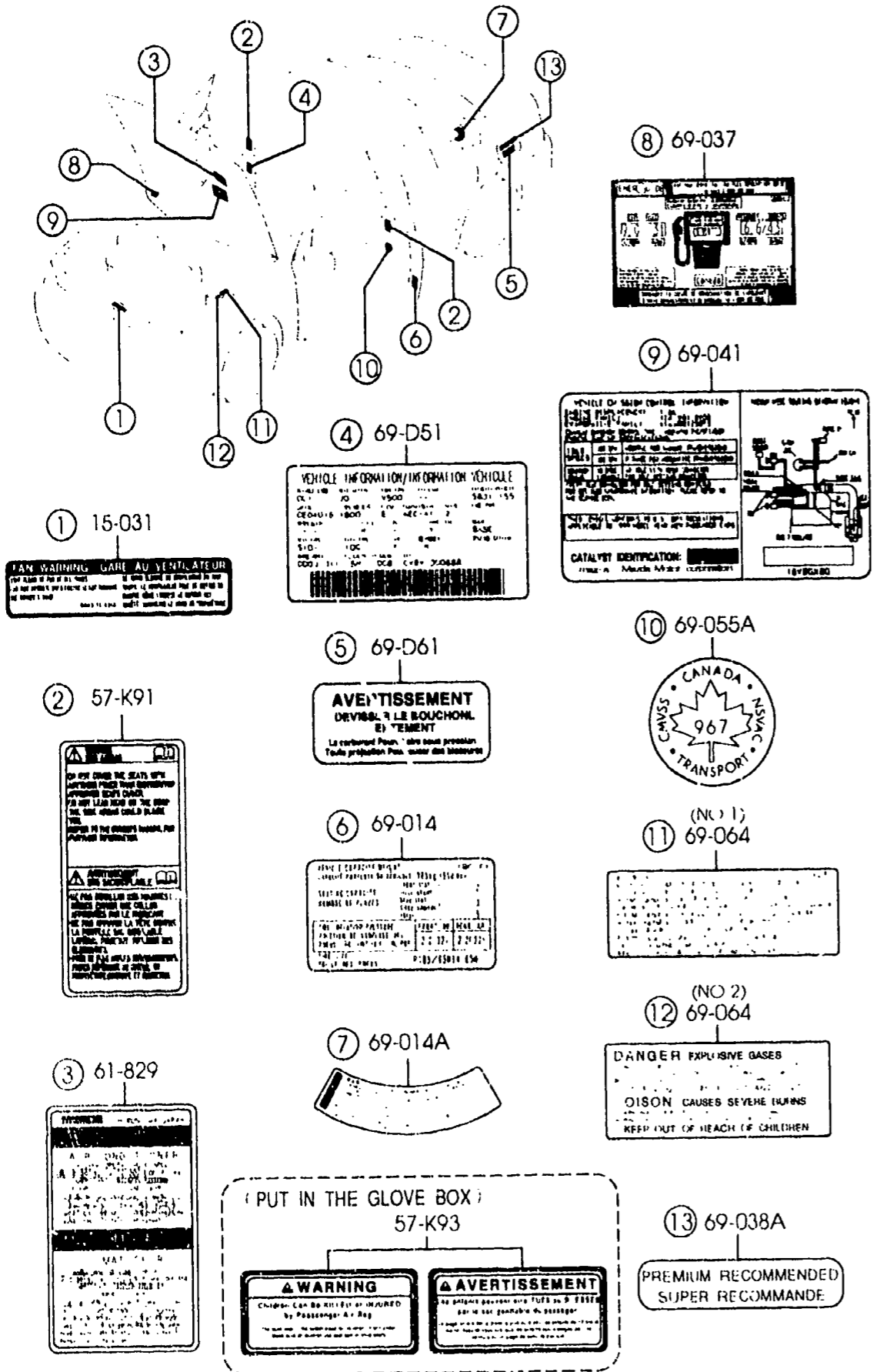
CAT. AUBA99-02

2001-07

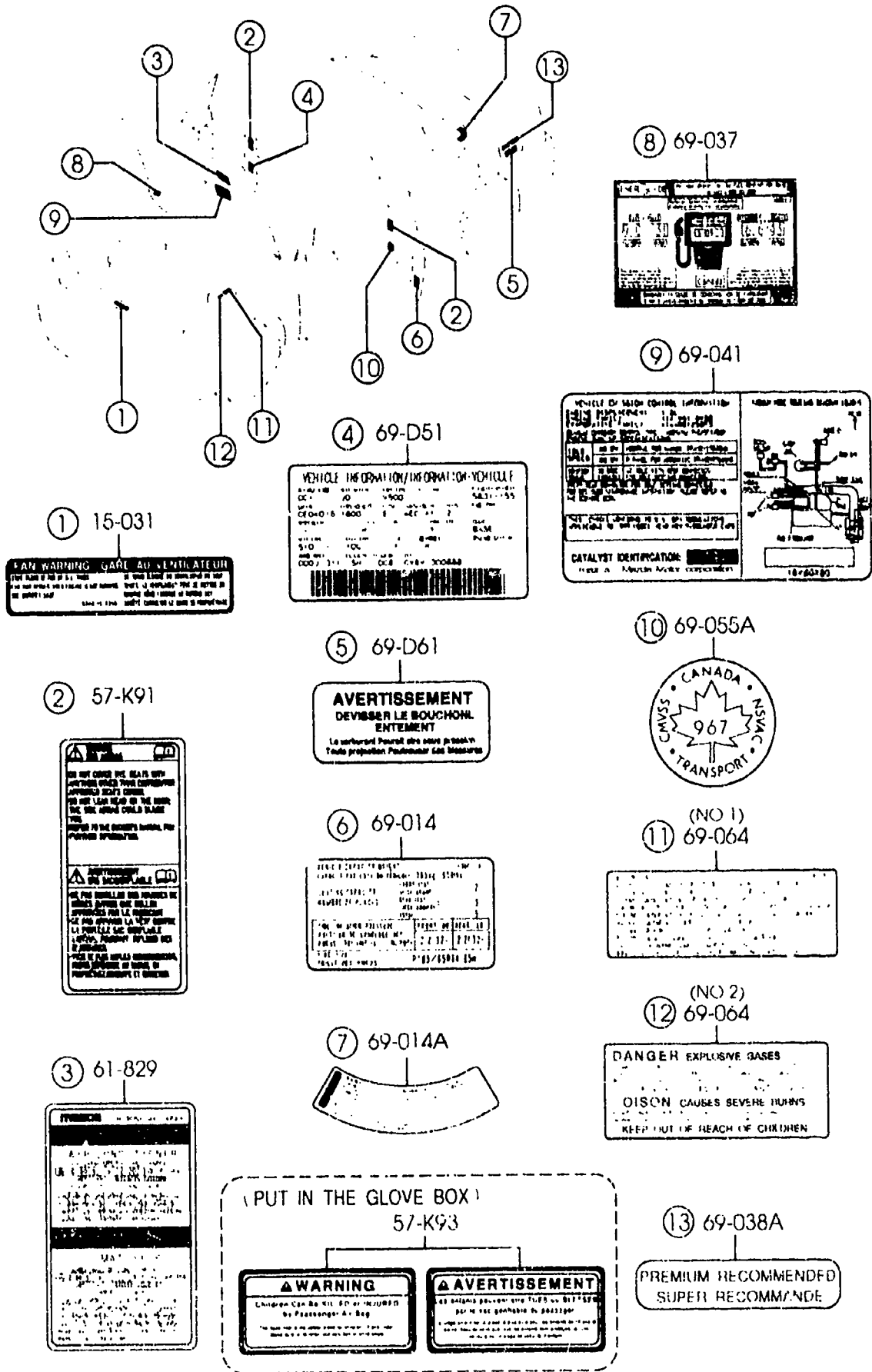
4-J15



PART NO.	QTY	MODEL/RESTRICTION	MODEL/RESTRICTION	MODEL/RESTRICTION	FROM-TO
15-031 B303-15-031A	1	LABEL, CAUTION	ETIQUETTE D'AVERTISSEMENT		
57-K91 LC62-57-K91	2	LABEL 'A', CAUTION-A/B (W/SIDE AIR BAG)	ETIQUETTE 'A', CAUT-SAC AIR		
57-K93 BG1R-57-K93A	1	LABEL 'C', CAUTION-A/B	ETIQUETTE 'C', CAUT-SAC AIR		
61-829 BJOM-61-439	1	LABEL, CAUTION (W/AIR CON.)	ETIQUETTE D'AVERTISSEMENT		
69-D51 B001-69-D51	1	LABEL, VEHICLE INFORMATION VIN NO. IS REQUIRED	ETIQUETTE, INSTRUCT.-MOT. VIN NO. IS REQUIRED		
69-D61 BC1M-69-D61	1	LABEL, FUEL WARNING (W/SAFETY LABEL)	ETIQUETTE, AVERTISS. CARB. NON USA,		
69-014 BJOE-69-014A	1	LABEL, TIRE (1600)	ETIQUETTE, PNEU (1600)		
69-014 BL8M-69-014	1	LABEL, TIRE ((2000)>(2-DISC))	ETIQUETTE, PNEU ((2000)>(2-FR DISQ))		
69-014 BL8P-69-014	1	LABEL, TIRE ((2000)>(4-DISC)>(SPORT SUSP))	ETIQUETTE, PNEU ((2000)>(4-FR DISQ)>(SUSP. SPORTIVE))		-1401
69-014 BN7H-69-014A	1	LABEL, TIRE ((2000)>(4-DISC)>(MP S SUSP))	ETIQUETTE, PNEU ((2000)>(4-FR DISQ)>(SUSP.MPS))		1401-
69-014A TA01-69-074B	1	LABEL, TEMPORARY TIRE ENGLISH	ETIQUETTE, PNEU TEMPORAIRE ENGLISH		
69-014A TA02-69-074A	1	LABEL, TEMPORARY TIRE FRENCH	ETIQUETTE, PNEU TEMPORAIRE FRENCH		
69-037 BJOE-69-042B	1	LABEL, FUEL ECONOMY (W/FUEL ECONOMY LABEL) ((1600)>(MT))	ETIQUETTE, ((1600)>(B.V.MANU))		-1701
69-037 BJOJ-69-042B	1	LABEL, FUEL ECONOMY (W/FUEL ECONOMY LABEL) ((1600)>(AT))	ETIQUETTE, ((1600)>(B.V.AUTOM))		-1701
1401 BJ22*	-452569				
1701 BJ22*	-493151				



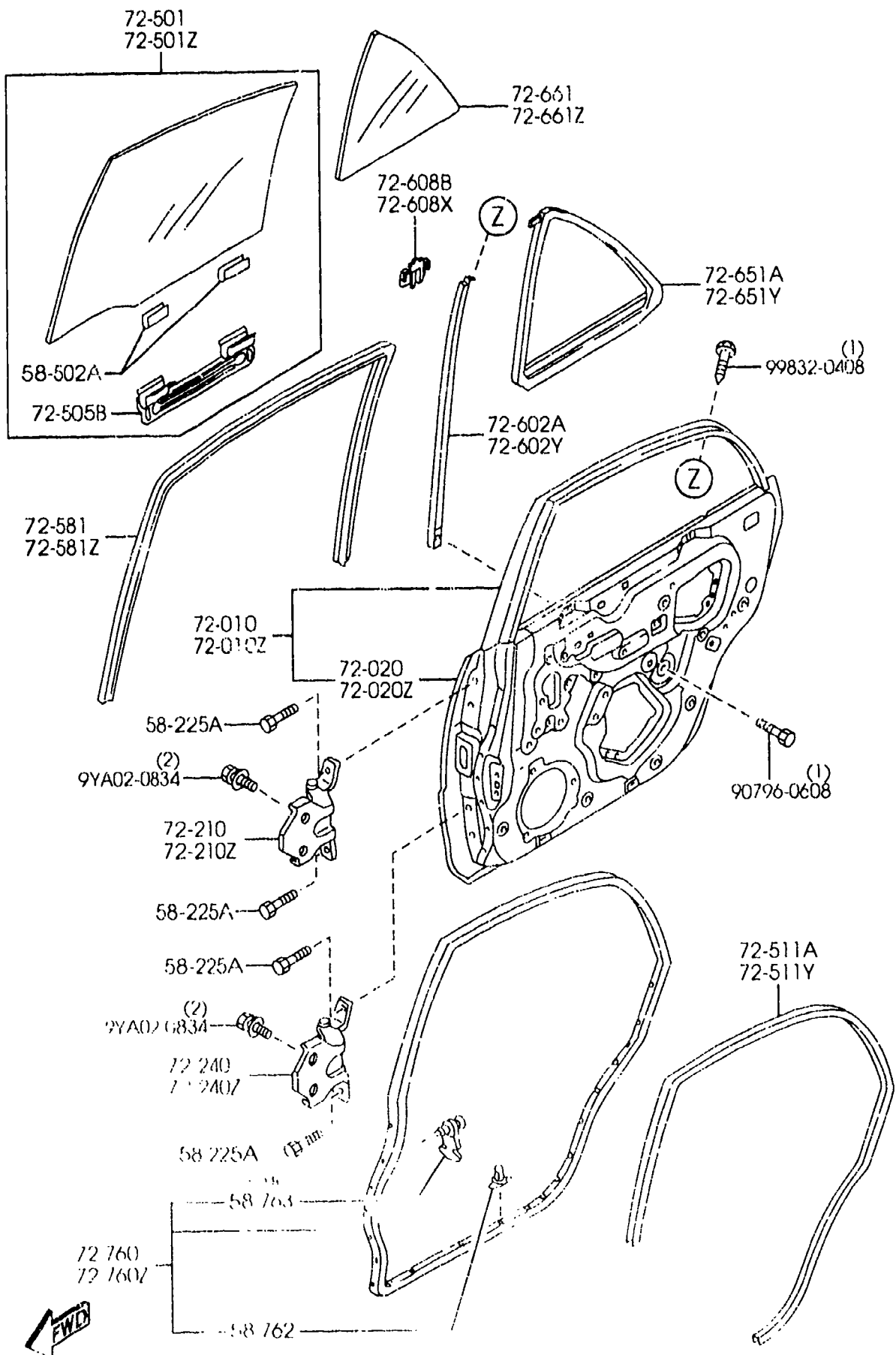
PART NO.	QTY	MODEL/RESTRICTION	MODEL/RESTRICTION	MODEL/RESTRICTION	FROM-TO
CONT'D BL8M-69-042	1	(W/FUEL ECONOMY LABEL) ((2000))>(MT)>(4DR)>(SPORT SUSP)	((2000))>(B.V.MANU)>(4PRTS)>(SUSP. SPORTIVE)		-1701
BL9A-69-042	1	(W/FUEL ECONOMY LABEL) ((2000))>(AT)>(4DR)	((2000))>(B.V.AUTOM)>(4PRTS)		-1701
BN7H-69-042	1	(W/FUEL ECONOMY LABEL) ((2000))>(MT)>(4DR)>(MPS SUSP)	((2000))>(B.V.MANU)>(4PRTS)>(SUSP.MPS)		1401-
*BL8E-69-042	1	(W/FUEL ECONOMY LABEL) ((1600))>(MT)	((1600))>(B.V.MANU)		1701-
*BL8H-69-042	1	(W/FUEL ECONOMY LABEL) ((1600))>(AT)	((1600))>(B.V.AUTOM)		1701-
*BN5V-69-042	1	(W/FUEL ECONOMY LABEL) ((2000))>(MT)>(4DR)>(SPORT SUSP)	((2000))>(B.V.MANU)>(4PRTS)>(SUSP. SPORTIVE)		1701-
BN5V-69-042	1	((2000))>(MT)>(5DR)>(SPORT SUSP)>(W/O ROOF RAIL)	((2000))>(B.V.MANU)>(5PRTS)>(SUSP. SPORTIVE)>(SANS GALERIE)		1701-
*BN6C-69-042	1	(W/FUEL ECONOMY LABEL) ((2000))>(AT)>(4DR)	((2000))>(B.V.AUTOM)>(4PRTS)		1701-
*BN6C-69-042	1	((2000))>(AT)>(5DR)>(W/O ROOF RAIL)	((2000))>(B.V.AUTOM)>(5PRTS)>(SANS GALERIE)		1701-
69-038A		LABEL, GASOLINE	ETIQUETTE, ESSENCE		
HG30-69-065	1	((2000))>(MT)>(MPS SUSP)	((2000))>(B.V.MANU)>(SUSP.MPS)		
69-041		LABEL, EMISSION	ETIQUETTE, ANTI-POLLUTION		
BN5W-69-036	1	((2000))>(SPORT SUSP)>(5DR)	((2000))>(SUSP. SPORTIVE)>(5PRTS)		
BN7H-69-036	1	((2000))>(MPS SUSP)	((2000))>(SUSP.MPS)		
BL8D-69-036	1	((1600))>(MT)	((1600))>(B.V.MANU)		-1701
BL8M-69-036	1	((1600))>(AT)	((1600))>(B.V.AUTOM)		-1701
*BL8E-69-036	1	((2000))>(SPORT SUSP)>(4DR)	((2000))>(SUSP. SPORTIVE)>(4PRTS)		
*BN5W-69-036	1	((2000))>(SPORT SUSP)	((2000))>(SUSP. SPORTIVE)		1701-
		1401 BJ22* -452569			
		1701 BJ22* -493151			



PART NO.	QTY	MODEL/RESTRICTION	MODEL/RESTRICTION	MODEL/RESTRICTION	FROM-TO
CONT'D		>(4DR)	IVE)>(4PRTS)		
69-055A		LABEL, SAFETY PANEL	ETIQUETTE,		
FA11-69-C31B	1	(W/SAFETY LABEL)			
69-064		LABEL, BATTERY	ETIQUETTE, BATTERIE		
FA03-69-C72A	1	(ILLUST. NO.1)			
FA01-69-064A	1	(ILLUST. NO.2)			

7200A REAR DOORS

7200A -1 REAR DOORS



PART NO.	QTY	MODEL/RESTRICTION	MODEL/RESTRICTION	MODEL/RESTRICTION	FROM-TO
58-225A	8	BOLT, SETTING	BOULON		
GE4T-58-225					
58-502A	4	STRIP, RUBBER FOR 3.5MM GLASS	COUVERCLE D'ECROU FOR 3.5MM GLASS		
S001-58-502					
58-762	38	FASTENER	AGRAFE		
BC1D-58-762					
58-763	2 (5DR)	CLIP	CLIP		
S084-58-763			(5PRTS)		
72-010	1 (5DR)	BODY(R), REAR DOOR	PORTE (D)		1301
BJ3D-72-020G			(5PRTS)		
BJ1V-72-020F AN(BJ1V-72-020G)	1 (4DR)		(4PRTS)		
BJ1V-72-020G	1 (4DR)		(4PRTS)		1301-
72-010Z	1 (5DR)	BODY(L), REAR DOOR	PORTE ARR.(G)		-1301
BJ3D-73-020G			(5PRTS)		
BJ1V-73-020F AN(BJ1V-73-020G)	1 (4DR)		(4PRTS)		
BJ1V-73-020G	1 (4DR)		(4PRTS)		1301-
72-020	1	PANEL(R), OUT.-R.DOOR	PANNEAU PORTE (D)		
BJ3D-72-031C					
72-020Z	1	PANEL(L), OUT.-R.DOOR	PEDALE D'EMBRAYAGE		
BJ3D-73-031C					
72-210	1	HINGE 'A'(R), DOOR	CHARNIERE 'A' (D), PORTE		
BC1D-72-210C					
72-210Z	1	HINGE 'A'(L), DOOR	CHARNIERE 'A' (G), PORTE		
BC1D-73-210C					
72-240	1	HINGE 'B'(R), DOOR	CHARNIERE 'B' (D), PORTE		
BC1D-72-240C					
72-240Z	1	HINGE 'B'(L), DOOR	CHARNIERE 'B' (G), PORTE		
1301 BJ22*	-440775				

AUBA09

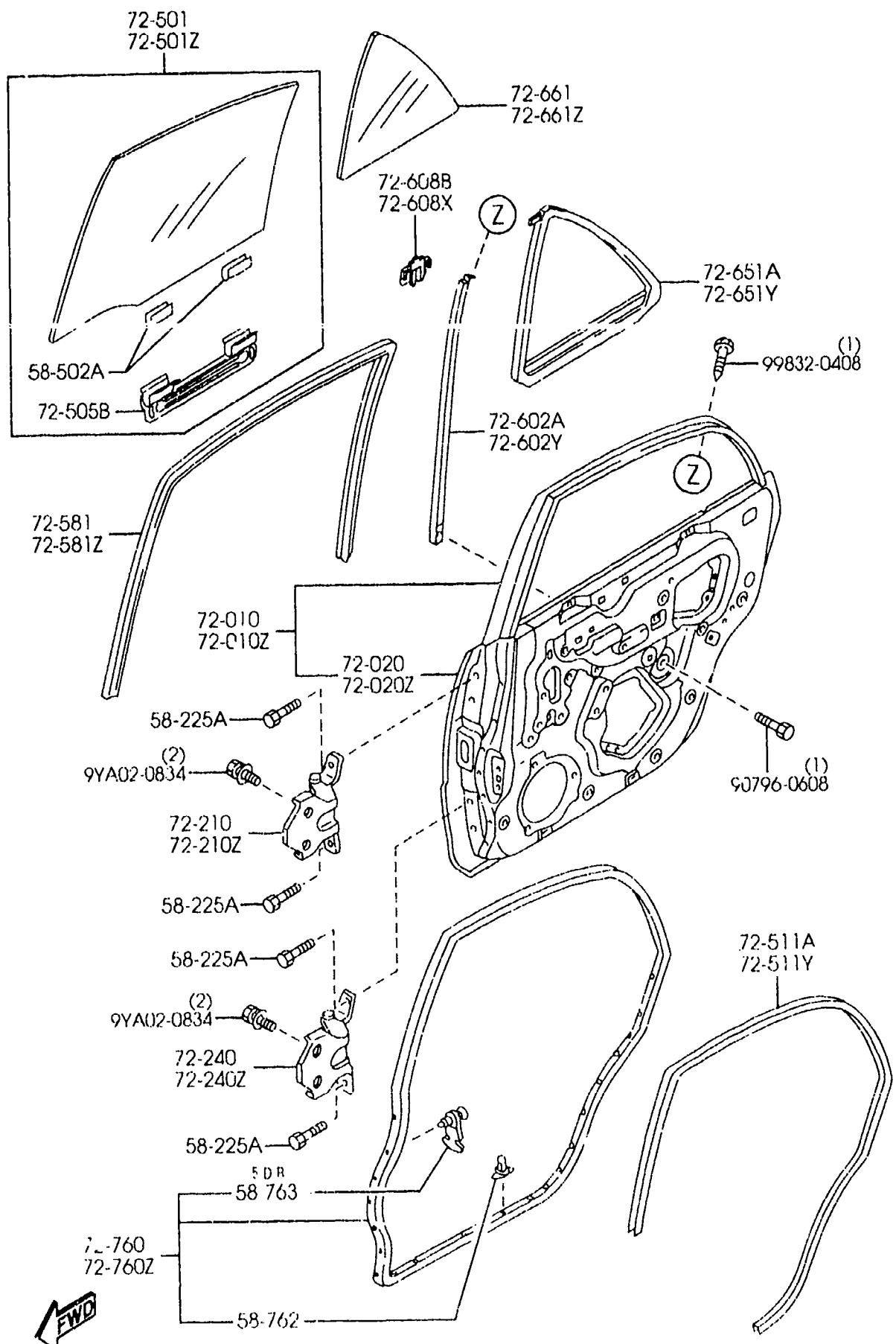
(2B52930)

CAT. AUBA09-02

2001-07

7200A REAR DOORS

7200A -2 REAR DOORS



PART NO.	QTY	MODEL/RESTRICTION	MODEL/RESTRICTION	MODEL/RESTRICTION	FROM - TO
CONT'D BC1D-73-240C	1				
+-----+ 72-501 +-----+		GLASS(R), DOOR-R.	GLACE DE PORTE (D)		
B25D-72-510B	1	GREEN (4DR)	GREEN (4PRTS)		
B25H-72-510A	1	GREEN (5DR)	GREEN (5PRTS)		
+-----+ 72-501Z +-----+		GLASS(L), DOOR-R.	GLACE DE PORTE (G)		
B25D-73-510B	1	GREEN (4DR)	GREEN (4PRTS)		
B25H-73-510A	1	GREEN (5DR)	GREEN (5PRTS)		
+-----+ 72-505B +-----+		BRACKET, LIFT	SUPPORT DE LIFT		
G030-72-520B	2				
+-----+ 72-511A +-----+		WELT(R), SEAMING	CACHE-COUTURE		
BJ0F-69-913	1	(4DR)	(4PRTS)		
05	INT-	BN1 BN2 GRAY	BN1 BN2 GRIS		
65	INT-	BN4 OFF-BLACK	BN4 NOIR CLAIR		
80	INT-	BN3 BEIGE	BN3 BEIGE		
B30M-68-913	1	(5DR)	(5PRTS)		
65	INT-	BN4 OFF-BLACK	BN4 NOIR CLAIR		
+-----+ 72-511Y +-----+		WELT(L), SEAMING	CACHE-COUTURE		
BJ0F-68-914	1	(4DR)	(4PRTS)		
05	INT-	BN1 BN2 GRAY	BN1 BN2 GRIS		
65	INT-	BN4 OFF-BLACK	BN4 NOIR CLAIR		
80	INT-	BN3 BEIGE	BN3 BEIGE		
B30M-68-914	1	(5DR)	(5PRTS)		
65	INT-	BN4 OFF-BLACK	BN4 NOIR CLAIR		
+-----+ 72-581 +-----+		RUN CHANNEL(R), GLASS	COULISSE DE GLACE(D)		
B25D-72-605C	1	(4DR)	(4PRTS)		
B25H-72-605D	1	(5DR)	(5PRTS)		
+-----+ 72-581Z +-----+		RUN CHANNEL(L), GLASS	COULISSE DE GLACE(G)		
B25D-73-605C	1	(4DR)	(4PRTS)		
B25H-73-605D	1	(5DR)	(5PRTS)		

AUBA09

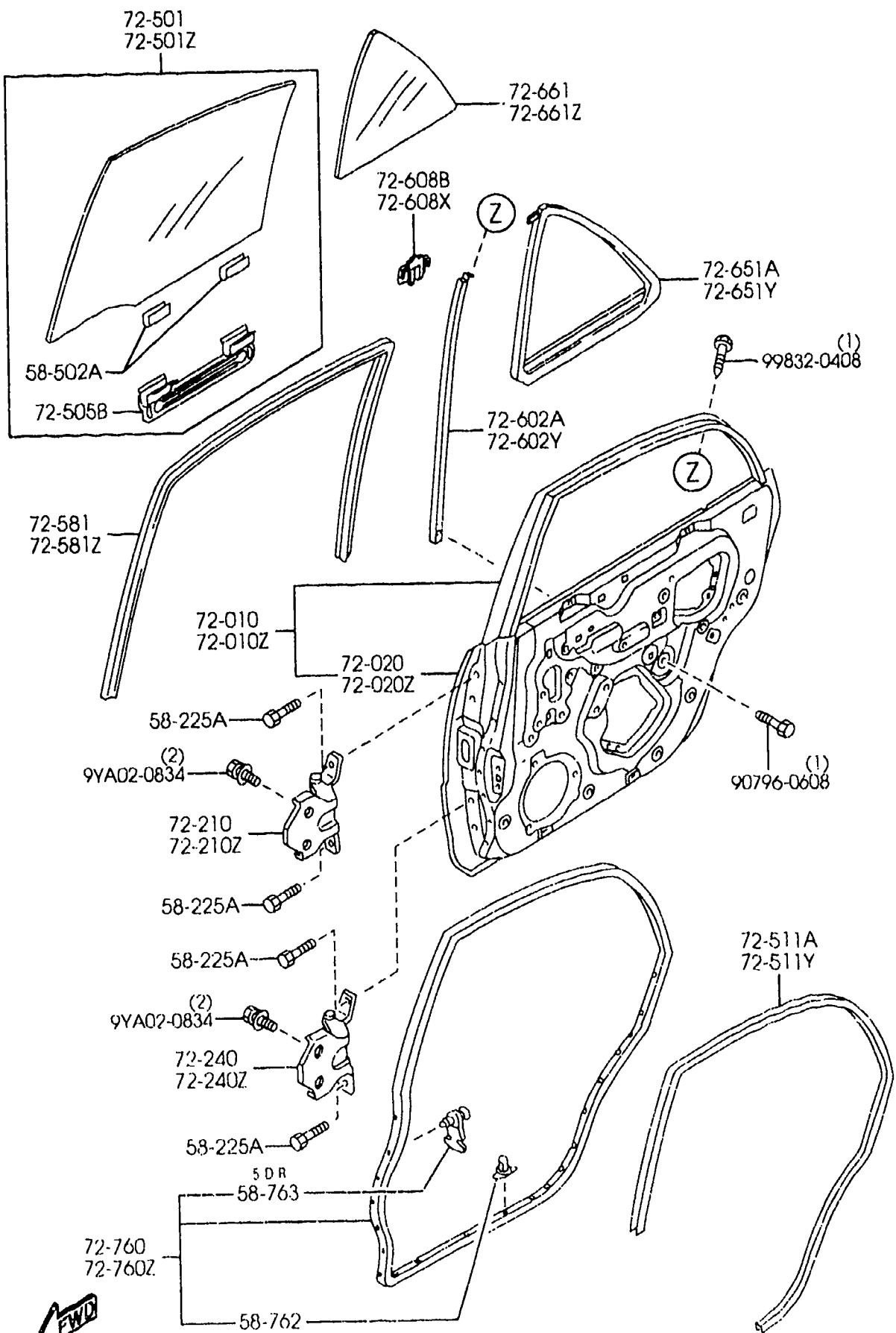
(2B52930)

CAT. AUBA09-02

2001-07

7200A REAR DOORS

7200A -3 REAR DOORS

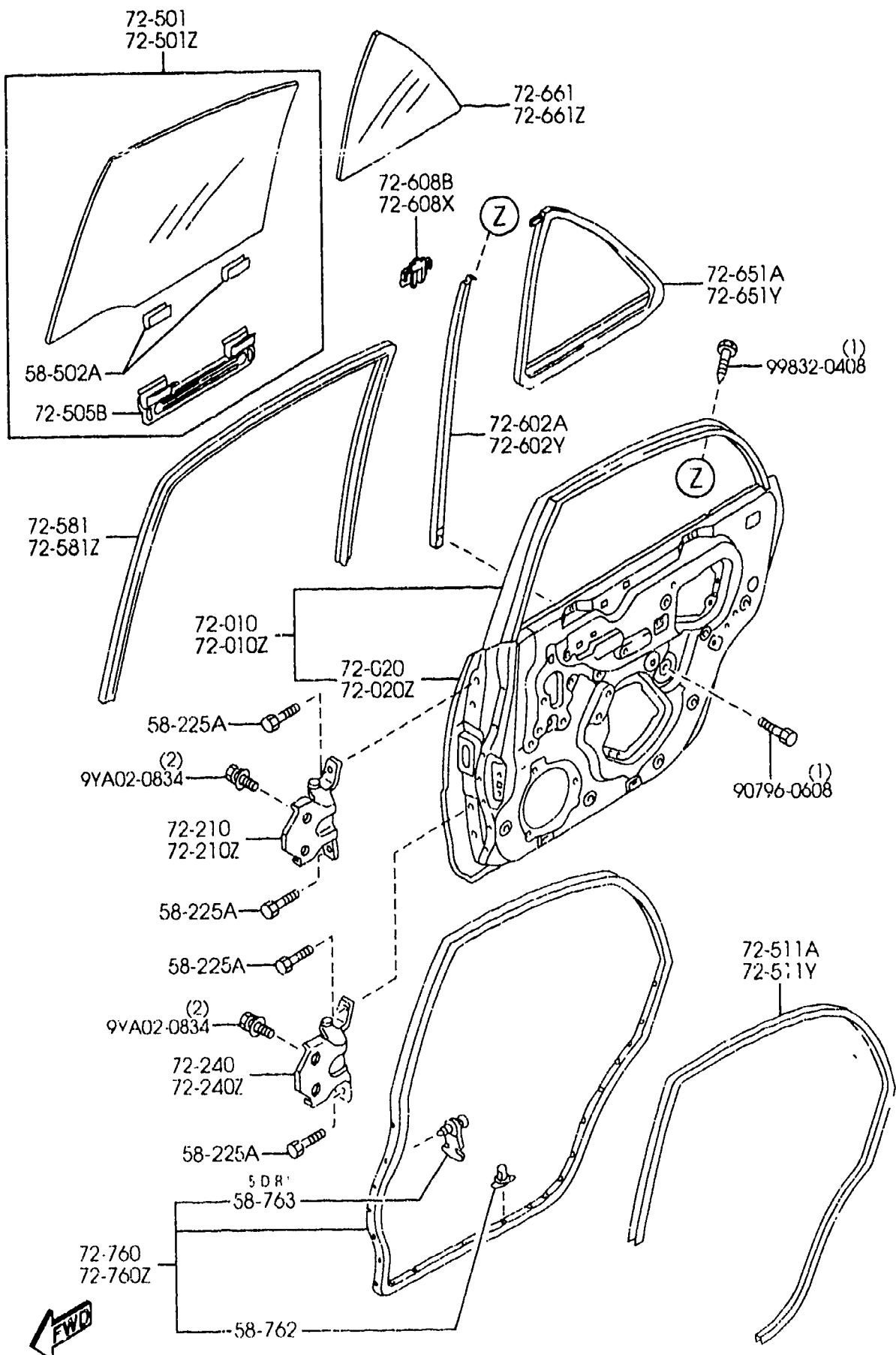


PART NO.	QTY	MODEL/RESTRICTION	MODEL/RESTRICTION	MODEL/RESTRICTION	FROM - TO
72-602A		CHANNEL(R), CENTER	GLISSIERE (D), CENTRALE		
B25D-72-602	1	(4DR)	(4PRTS)		
B25H-72-602A	1	(5DR)	(5PRTS)		
72-602Y		CHANNEL(L), CENTER	GLISSIERE (G) CENTRALE		
B25D-73-602	1	(4DR)	(4PRTS)		
B25H-73-602A	1	(5DR)	(5PRTS)		
72-608B		PROTECTOR(R), CHANNEL	PROTECTEUR(D), CANAL		
B455-72-608	1	(4DR)	(4PRTS)		
LB82-72-608A	1	(5DR)	(5PRTS)		
72-608X		PROTECTOR(L), CHANNEL	PROTECTEUR(G), CANAL		
B455-73-608	1	(4DR)	(4PRTS)		
LB82-73-608A	1	(5DR)	(5PRTS)		
72-651A		WEATHERSTRIP(R), QTR.	PROFILE D'ETANCH. (D)		
B25D-72-651D	1	(4DR)	(4PRTS)		
B25H-72-651E	1	(5DR)	(5PRTS)		
72-651Y		WEATHERSTRIP(L), QTR.	PROFILE D'ETANCH. (G)		
B25D-73-651D	1	(4DR)	(4PRTS)		
B25H-73-651E	1	(5DR)	(5PRTS)		
72-661		GLASS(R), QTR. WINDOW	GLACE DE DEFLECTEUR (D)		
B25D-72-661A	1	GREEN (4DR)	GREEN (4PRTS)		
B25H-72-661A	1	GREEN (5DR)	GREEN (5PRTS)		
72-661Z		GLASS(L), QTR. WINDOW	GLACE DE DEFLECTEUR (G)		
B25H-73-661A	1	GREEN (4DR)	GREEN (4PRTS)		
B25H-73-661A	1	GREEN (5DR)	GREEN (5PRTS)		
72-760		WEATHERSTRIP(R)	JOINT CAOUTCHOUC (D)		
B25D-72-760B A (B25D-72-760C)	1	(4DR)	(4PRTS)		-0B13
B25H-72-760C A (B25H-72-760D)	1	(5DR)	(5PRTS)		-1319

0B13 BJ22* -400057
1319 BJ22* -447246

7200A REAR DOORS

7200A -4 * REAR DOORS



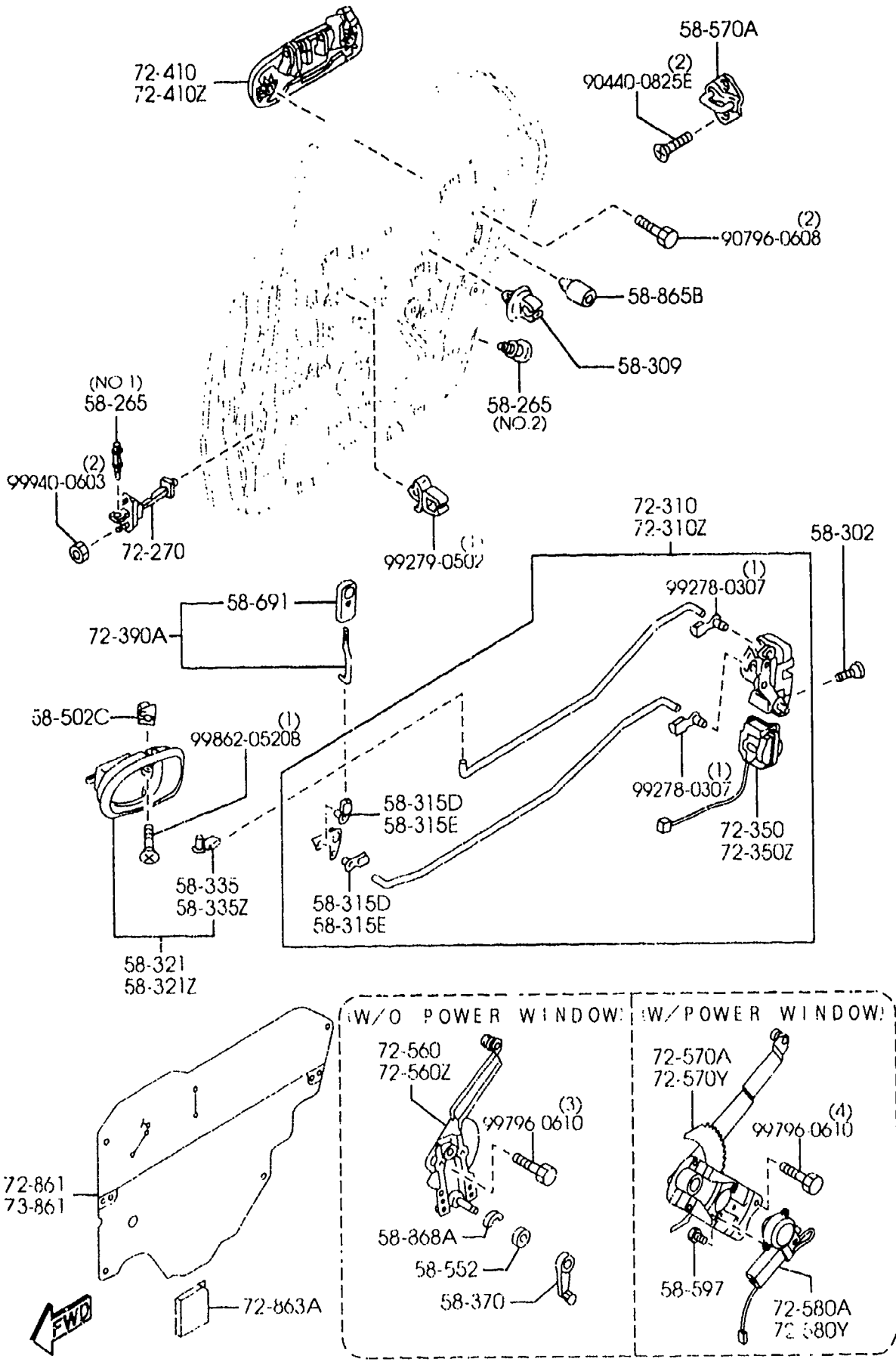
PART NO.	QTY	MODEL/RESTRICTION	MODEL/RESTRICTION	MODEL/RESTRICTION	FROM TO
CONT'D					
B25D-72-760C A (B25D-72-760D)	1	(4DR)	(4PRTS)		0B13-0B16
B25D-72-760D	1	(4DR)	(4PRTS)		0P16-
B25H-72-760D	1	(5DR)	(5PRTS)		1319-
72-760Z		WEATHERSTRIP(L)	JOINT CAOUTCHOUC (G)		
B25D-73-760B A (B25D-73-760C)	1	(4DR)	(4PRTS)		-0B13
B25H-73-760C A (B25H-73-760D)	1	(5DR)	(5PRTS)		-1319
B25D-73-760C A (B25D-73-760D)	1	(4DR)	(4PRTS)		0B13-0B16
B25D-73-760D	1	(4DR)	(4PRTS)		0B16-
B25H-73-760D	1	(5DR)	(5PRTS)		1319-
0B13 BJ22* -400057 0B16 BJ22* -400081 1319 BJ22* -447246					

AUBA09

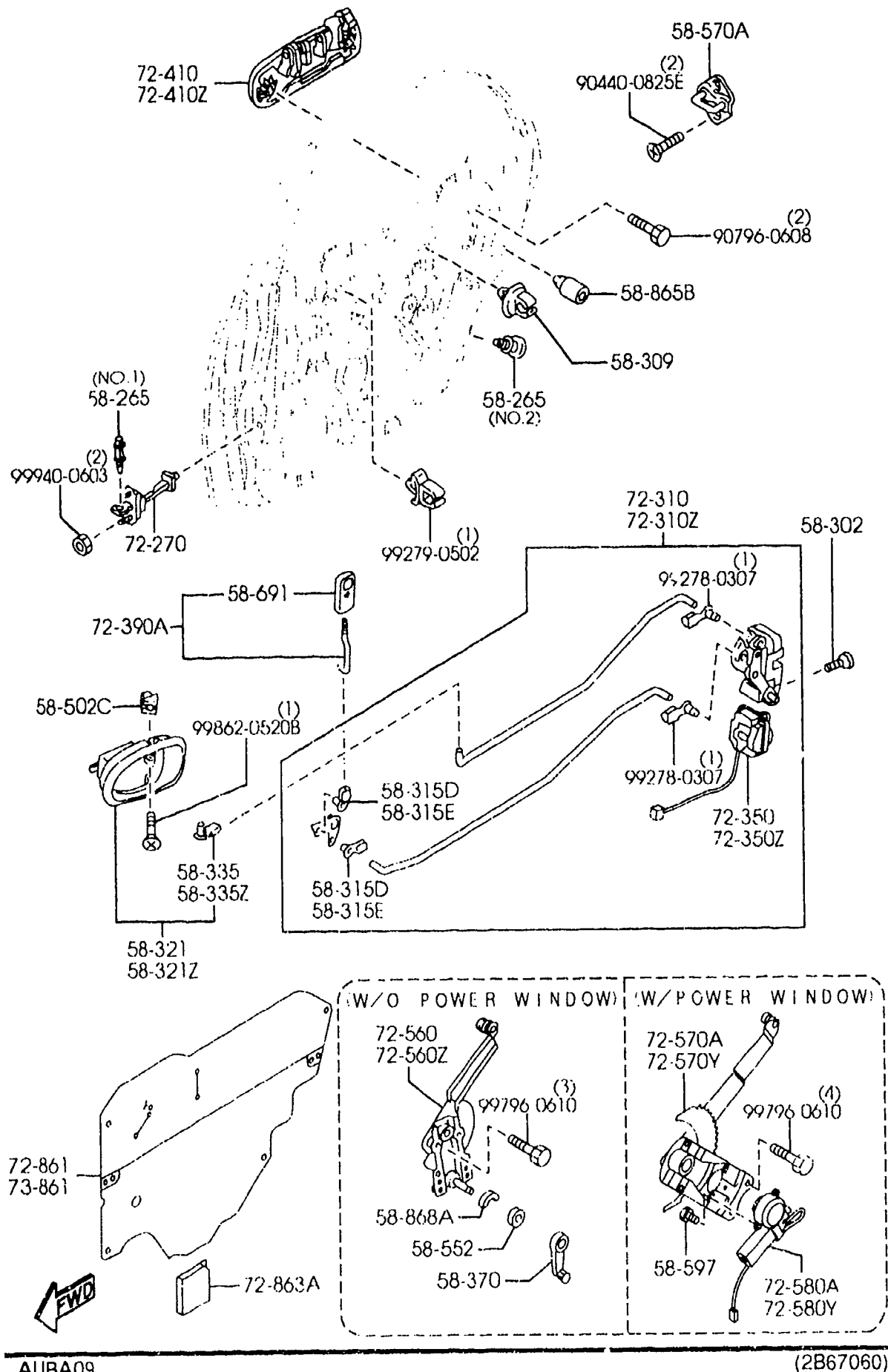
(2B52930)

CAT. AUBA09-02

2001-07



PART NO.	QTY	MODEL/RESTRICTION	MODEL/RESTRICTION	MODEL/RESTRICTION	FROM-TO
58-265	2	PIN,CHECKER	AXE,CONTROLEUR		
GE4T-58-265A	2	(ILLUST. NO.1)			
B25D-72-917	2	(ILLUST. NO.2)			
58-302	6	SCREW,TAPPING-DOOR LOCK	VIS,TARAUD.-SERRURE PORTE		
GA5R-58-302C	6				
58-309	2	HOLDER,ROD	SUPPORT,TRINGLE		
B001-58-309A	2				
58-315D	2	CLIP (R)	CLIP		
G030-58-315	2				
58-315E	2	CLIP (L)	CLIP		
G030-59-315	2				
58-321	1	HANDLE(R),INNER	POIGNEE INTERIEURE (D)		
B28V-58-330B	1	(5DR)	(5PRTS)		
65	INT-	BN4 OFF-BLACK/SILVER M.	BN4 NOIR CLAIR/ARGENT M.		-1701
B28V-58-330B	1	((4DR)>(MPS SUSP))	((4PRTS)>(SUSP.MPS))		
65	INT-	BN4 OFF-BLACK/SILVER M.	BN4 NOIR CLAIR/ARGENT M.		-1701
S54N-58-330B	1	((4DR)>(SPORT SUSP))	((4PRTS)>(SUSP. SPORTIVE))		
05	INT-	BN2 GRAY	BN2 GRIS		
65	INT-	BN1 BN4 OFF-BLACK	BN1 BN4 NOIR CLAIR		
80	INT-	BN3 BEIGE	BN3 BEIGE		
*B28V-58-330B	1	(SILVER) (4DR)	(4PRTS)		1701-
* 65	INT-	BN4 OFF-BLACK/SILVER M.	BN4 NOIR CLAIR/ARGENT M.		
*S54N-58-330B	1	(BRIGHT) (4DR)	(4PRTS)		1701-
* 05	INT-	BN2 GRAY	BN2 GRIS		
* 65	INT-	BN1 BN4 OFF-BLACK	BN1 BN4 NOIR CLAIR		
* 80	INT-	BN3 BEIGE	BN3 BEIGE		
58-321Z	1	HANDLE(L),INNER	POIGNEE INTERIEURE (G)		
B28V-59-330B	1	(5DR)	(5PRTS)		
1701 BJ22* -493151					



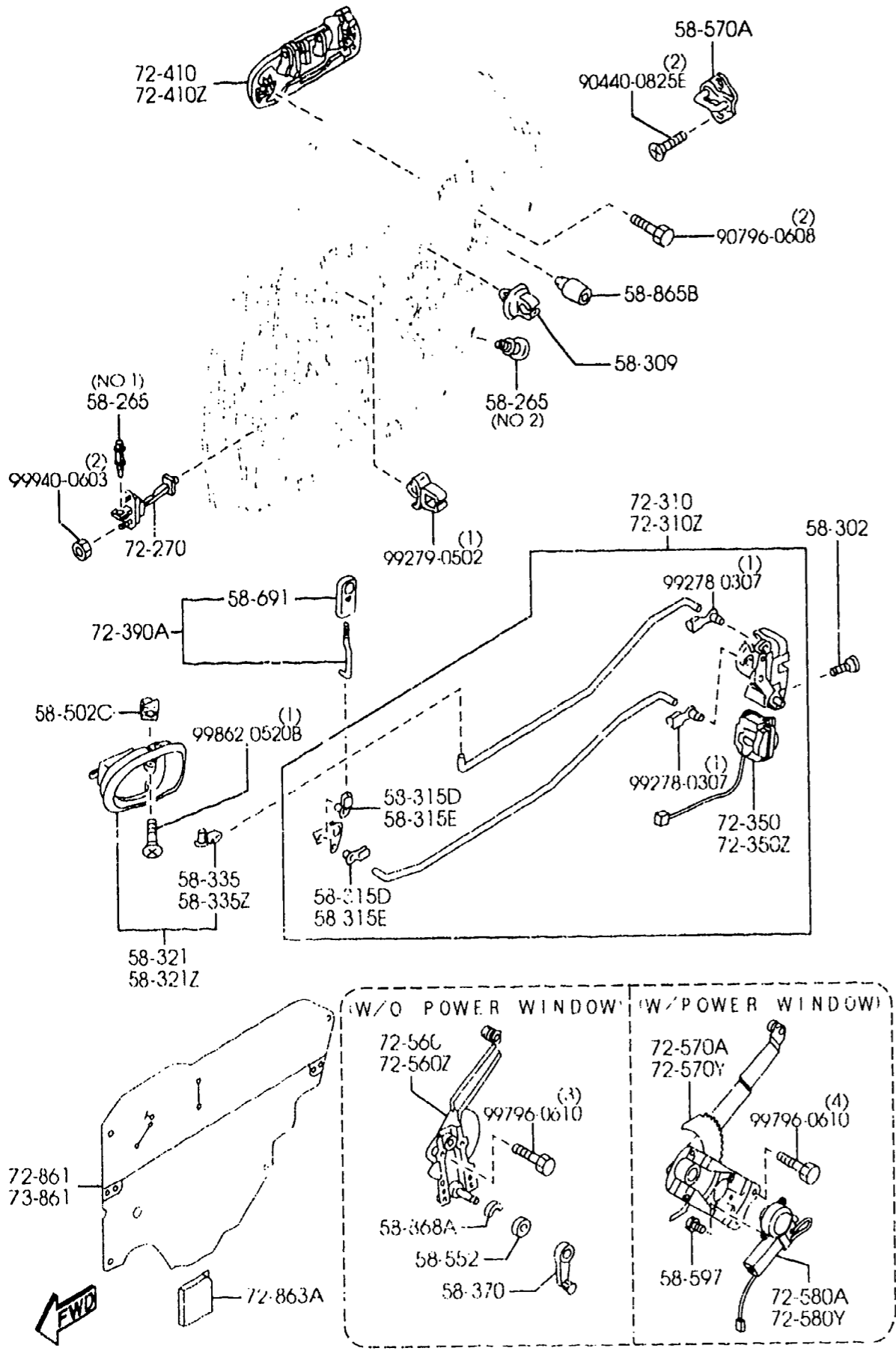
PART NO.	QTY	MODEL/RESTRICTION	MODEL/RESTRICTION	MODEL/RESTRICTION	FROM-TO
CONT'D					
65	INT-	BN4 OFF-BLACK/SILVER M.	BN4 NOIR CLAIR/ARGENT M.		-1701
B28V-59-330B	1	((4DR)>(MPS SUSP))	((4PRTS)>(SUSP.MPS))		
65	INT-	BN4 OFF-BLACK/SILVER M.	BN4 NOIR CLAIR/ARGENT M.		-1701
S54N-59-330B	1	((4DR)>(SPORT SUSP))	((4PRTS)>(SUSP. SPOR TIVE))		
05	INT-	BN2 GRAY	BN2 GRIS		
65	INT-	BN1 BN4 OFF-BLACK	BN1 BN4 NOIR CLAIR		
80	INT-	BN3 BEIGE	BN3 BEIGE		
*B28V-59-330B	1	(SILVER) (4DR)	(4PRTS)		1701-
* 65	INT-	BN4 OFF-BLACK/SILVER M.	BN4 NOIR CLAIR/ARGENT M.		
*S54N-59-330B	1	(BRIGHT) (4DR)	(4PRTS)		1701-
* 05	INT-	BN2 GRAY	BN2 GRIS		
* 65	INT-	BN1 BN4 OFF-BLACK	BN1 BN4 NOIR CLAIR		
* 80	INT-	BN3 BEIGE	BN3 BEIGE		
58-335		CLIP(R), INNER HANDLE	PINCE(D), MANETTE INT ERIEU		
B001-59-335	1				
58-335Z		CLIP(L), INNER HANDLE	PINCE'G', MANETTE INT ERIEU		
FB01-58-335	1				
58-370		HANDLE, REGULATOR	MANIV. DE LEVE-GLACE		
B25D-58-580A	2	(W/O POWER WINDOW)			
05	INT-	BN1 BN2 GRAY	BN1 BN2 GRIS		
65	INT-	BN4 OFF-BLACK	BN4 NOIR CLAIR		
80	INT-	BN3 BEIGE	BN3 BEIGE		
58-502C		GROMMET, SCREW	ANNEAU		
GA2K-58-333A	2				
58-552		GASKET, REGUL. HANDLE	JOINT, POIGNEE REGUL		
0259-58-305B	2	(W/O POWER WINDOW)			
58-570A		STRIKER	GACHE		
1701 BJ22* -493151					

AUBA09

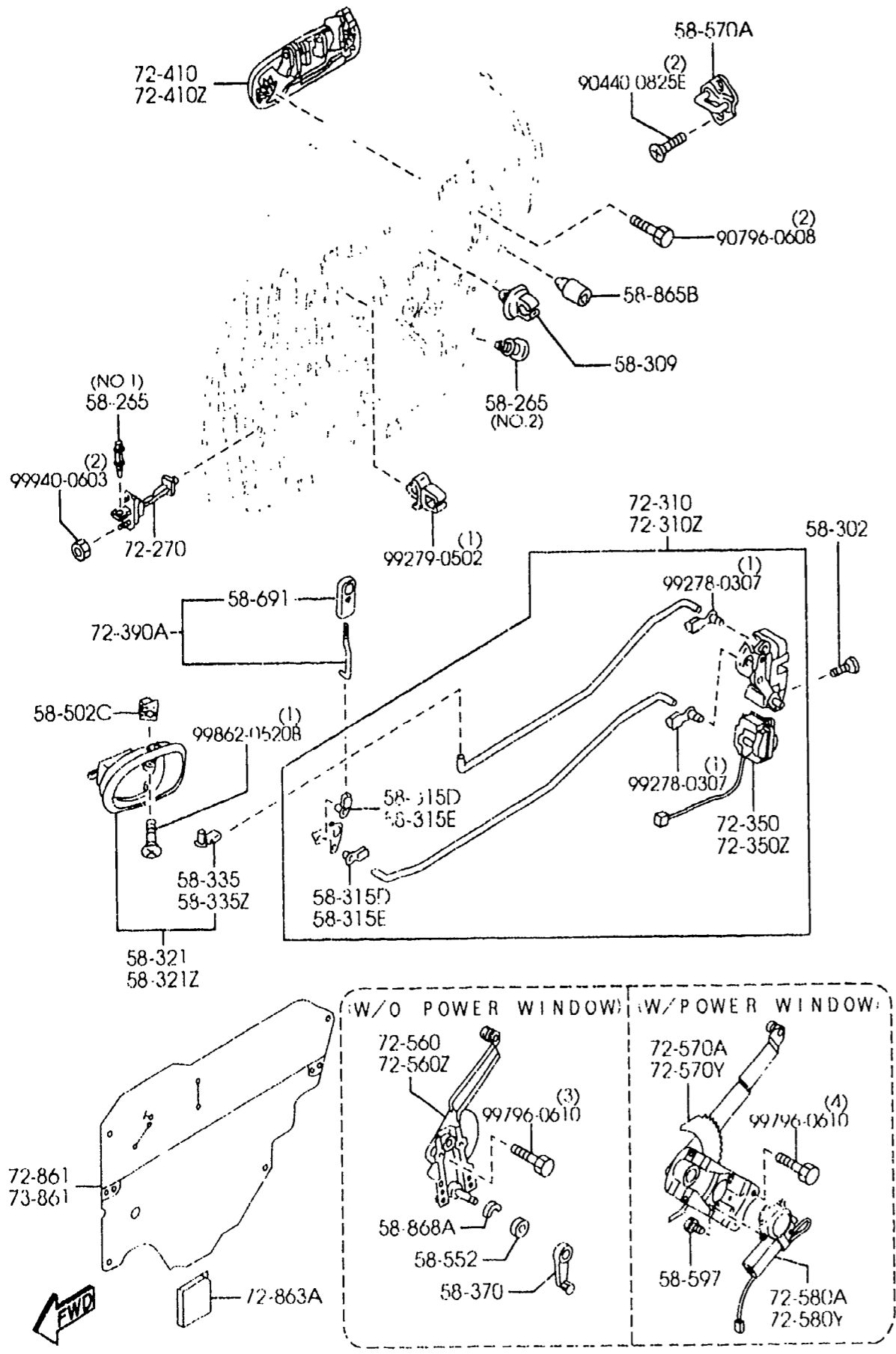
(2B67060)

CAT. AUBA09-02

2001-07



PART NO.	QTY	MODEL/RESTRICTION	MODEL/RESTRICTION	MODEL/RESTRICTION	FROM-TO
CONT'D					
B25D-58-361A	2				
-----+ 58-597 -----+		BOLT, COVER-REG. GUID	BOULON, COUVERCLE-G.		
D202-58-568	6	(W/POWER WINDOW)	REGUL		
-----+ 58-691 -----+		KNOB, DOOR LOCK	BOUTON		
B455-58-316B	2				
05	INT-	BN2 GRAY	BN2 GRIS		
65	INT-	BN1 BN4 OFF-BLACK	BN1 BN4 NOIR CLAIR		
80	INT-	BN3 BEIGE	BN3 BEIGE		
-----+ 58-865B -----+		CUSHION, RUBBER	CAOUTCHOUC		
G067-58-873	2				
-----+ 58-868A -----+		PAD	FIBRANNE		
GE4T-58-863A	2	(W/O POWER WINDOW) (4DR)	(4PRTS)		
-----+ 72-270 -----+		CHECKER	DISPOSITIF DE VERIFI		
B25D-72-270B	2		CATIO		
-----+ 72-310 -----+		LOCK(R), DOOR	SERRURE, PORTE (D)		
B25D-72-310C	1	(W/O POWER DR LOCK) (4DR)	(4PRTS)		
B25E-72-310D	1	(W/POWER DR LOCK)			
-----+ 72-310Z -----+		LOCK(L), DOOR	SERRURE, PORTE (G)		
B25D-72-310C	1	(W/O POWER DR LOCK) (4DR)	(4PRTS)		
B25E-73-310D	1	(W/POWER DR LOCK)			
-----+ 72-350 -----+		CONTROLLER(R), LOCK	COMMANDE VERROU(D)		1601-
*B25E-72-350	1	(W/POWER DR LOCK)			
-----+ 72-350Z -----+		CONTROLLER(L), LOCK	COMMANDE VERROU(G)		1601-
*B25E-73-350	1	(W/POWER DR LOCK)			
-----+ 72-390A -----+		KNOB, REAR DOOR LOCK	BOUTON, VERROU PORTE		
B25D-72-390	2		ARRI.		
05	INT-	BN2 GRAY	BN2 GRIS		
65	INT-	BN1 BN4 OFF-BLACK	BN1 BN4 NOIR CLAIR		
1601 BJ22* -480682					



PART NO.	QTY	MODEL/RESTRICTION	MODEL/RESTRICTION	MODEL/RESTRICTION	FROM-TO
CONT'D					
80	INT-	BN3 BEIGE	BN3 BEIGE		
		72-410	HANDLE(R), OUT-R.DOOR	POIGNEE EXTERIEURE (D)	
B25D-72-410B	1	(BLACK)			
C100-72-410B	1	(BODY COLOR)			
HZ	EXT-	HZ SUNBURST YELLOW	HZ JAUNE BRULE		
08	EXT-	16W 24X BLACK MC	16W 24X MICA NOIR		
09	EXT-	A3D PURE WHITE	A3D BLANC PURE		
10	EXT-	A3E CLASSIC RED CLE	A3E ROUGE ETERNEL		
15	EXT-	22K PASSION RED MC	22K ROUGE PASSION METALL		
27	EXT-	23F GALAXY GOLD M.	23F OR GALAXIE M.		
4F	EXT-	4F CHAMPAGNE SILVER MC	4F ARGENT CHAMPAGNE MICA		
46	EXT-	18J GRACE GREEN MC	18J VERT GRACIEUX MC		
50	EXT-	22A SUPREM BLUE MC	22A BLEU SUPREML METALLI		
52	EXT-	24A STARRY BLUE MC	24A BLUE ETOILE MICA		
67	EXT-	22V 24G SUNLIGHT SILVER M	22V 24G ARGENT METALL. SOLEIL		
91	EXT-	23G ORIENT GREEN MC	23G VERT ORIENT MC		
		72-410Z	HANDLE(L), OUT-R.DOOR	POIGNEE EXTERIEURE (G)	
B25D-73-410B	1	(BLACK)			
C100-73-410B	1	(BODY COLOR)			
HZ	EXT-	HZ SUNBURST YELLOW	HZ JAUNE BRULE		
08	EXT-	16W 24X BLACK MC	16W 24X MICA NOIR		
09	EXT-	A3D PURE WHITE	A3D BLANC PURE		
10	EXT-	A3E CLASSIC RED CLE	A3E ROUGE ETERNEL		
15	EXT-	22K PASSION RED MC	22K ROUGE PASSION METALL		
27	EXT-	23F GALAXY GOLD M.	23F OR GALAXIE M.		
4F	EXT-	4F CHAMPAGNE SILVER MC	4F ARGENT CHAMPAGNE MICA		
46	EXT-	18J GRACE GREEN MC	18J VERT GRACIEUX MC		
50	EXT-	22A SUPREM BLUE MC	22A BLEU SUPREME METALLI		
52	EXT-	24A STARRY BLUE MC	24A BLUE ETOILE MICA		
1307 BJ22* -443008					

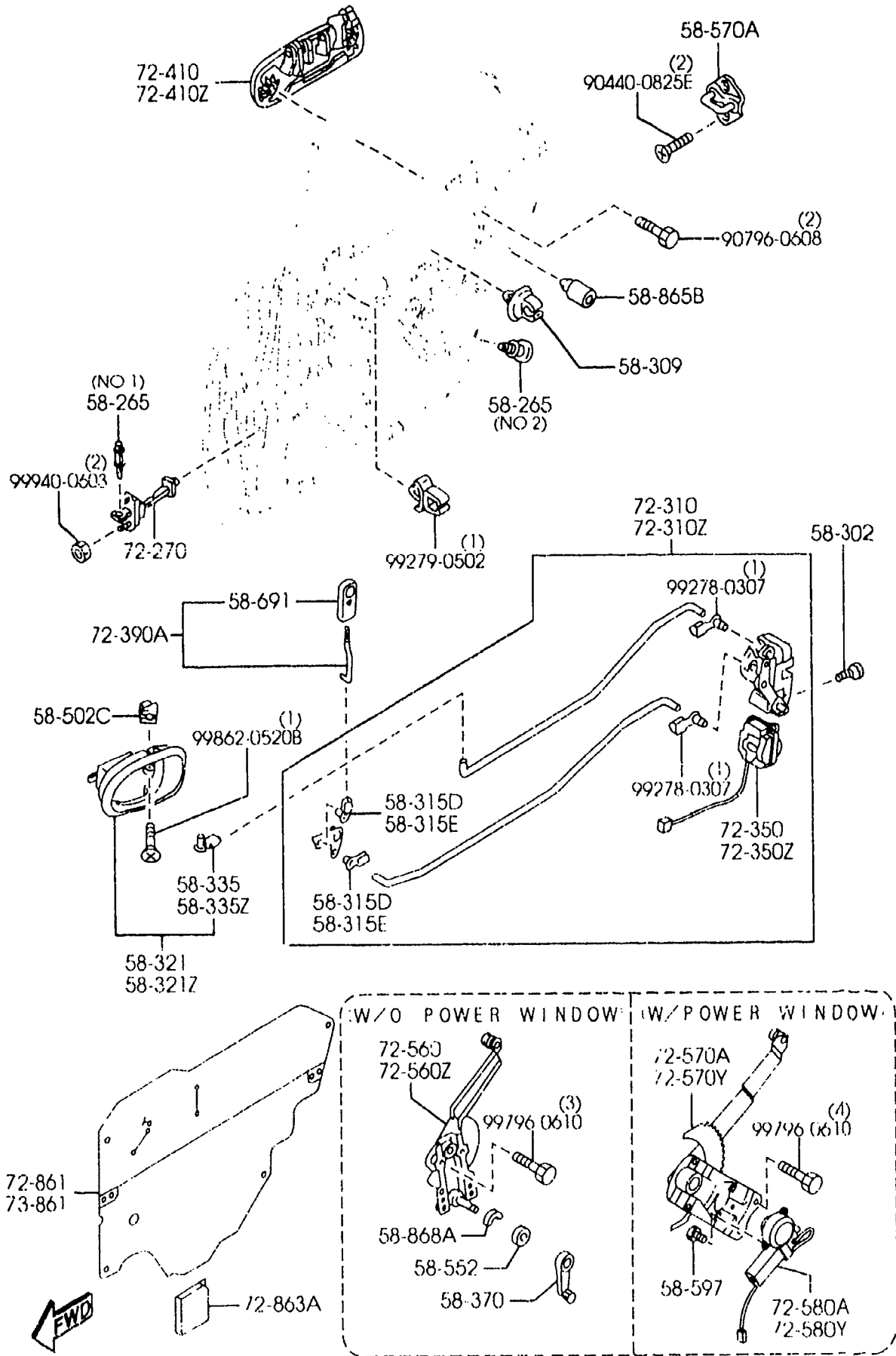
1307-

AUBA09

(2B67060)

CAT. AUBA09-02

2001-07



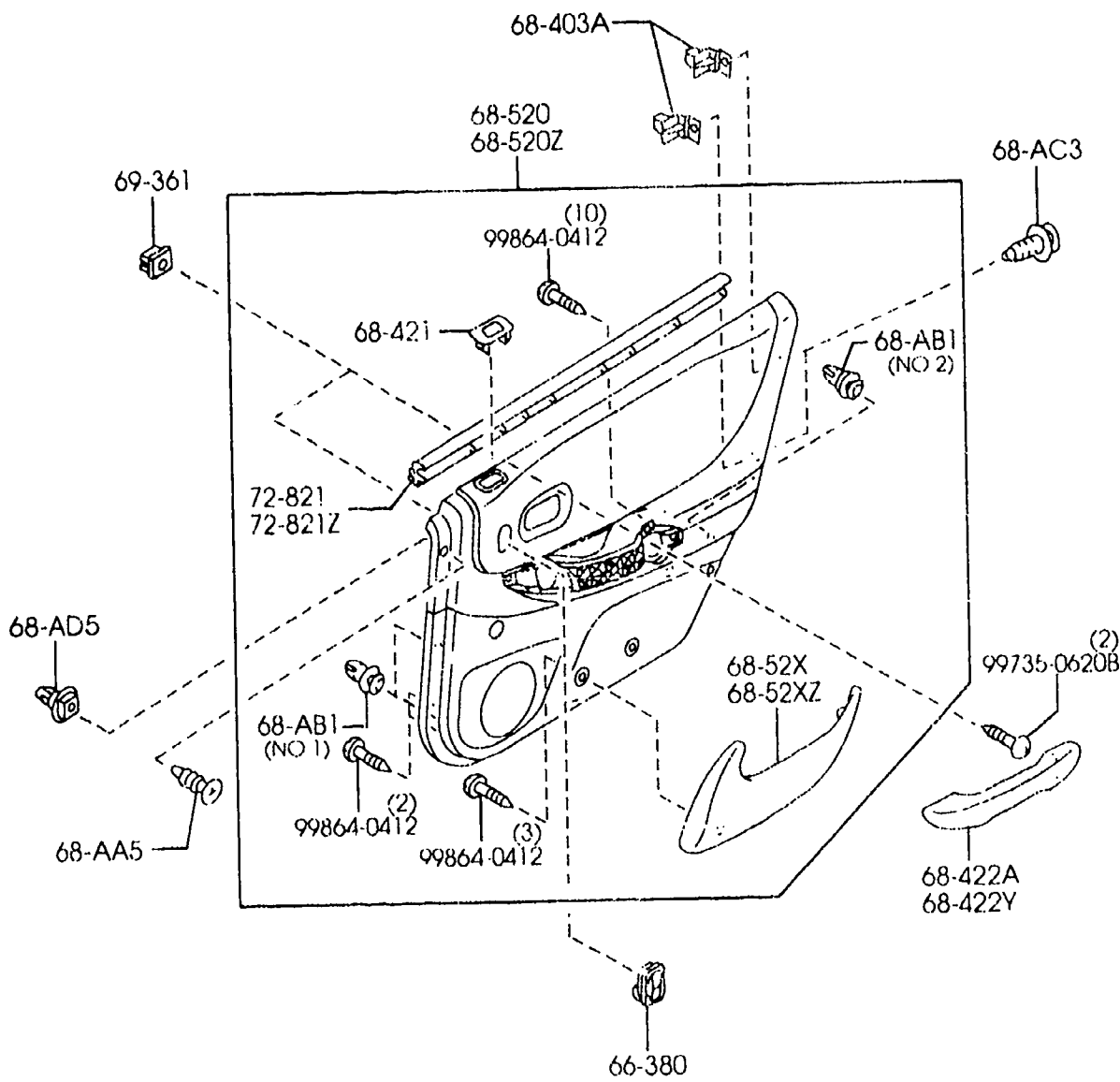
PART NO.	QTY	MODEL/RESTRICTION	MODEL/RESTRICTION	MODEL/RESTRICTION	FROM-TO
CONT'D 67	EXT-	22V 24G SUNLIGHT SILVER M	22V 24G ARGENT METALL. SOLEIL		
91	EXT-	23G ORIENT GREEN MC	23G VERT ORIENT MC		
72-560		REGULATOR(R), WINDOW	MECANISME, LEVE-VITRE (D)		
B25D-72-560A	1	(W/O POWER WINDOW) (4DR)	(4PRTS)		
72-560Z		REGULATOR(L), WINDOW	MECANISME, LEVE-VITRE (G)		
B25D-73-560A	1	(W/O POWER WINDOW) (4DR)	(4PRTS)		
72-570A		ARM(R), REGULATOR	BRAS REGLEUR(D)		
B25E-72-590	1	(W/POWER WINDOW)			
72-570Y		ARM(L), REGULATOR	BRAS REGLEUR(G)		
B25E-73-590	1	(W/POWER WINDOW)			
72-580A		MOTOR(R), WINDOW	MOTEUR FENETRE(D)		
B25E-72-58X	1	(W/POWER WINDOW)			
72-580Y		MOTOR(L), WINDOW	MOTEUR FENETRE(G)		
B25E-73-58X	1	(W/POWER WINDOW)			
72-861		SCREEN(R), REAR DOOR	ECRAN(D), PORTE AR		
B25D-72-861C	1	(W/O POWER WINDOW) (4DR)	(4PRTS)		
B25E-72-861C	1	(W/POWER WINDOW) (4DR)	(4PRTS)		
B25T-72-861C	1	(5DR)	(5PRTS)		
72-863A		PAD	FIBRANNE		
GE4T-72-863	2	(4DR)	(4PRTS)		
73-861		SCREEN(L), REAR DOOR	ECRAN(G), PORTE AR		
B25D-73-861C	1	(W/O POWER WINDOW) (4DR)	(4PRTS)		
B25E-73-861C	1	(W/POWER WINDOW) (4DR)	(4PRTS)		
B25T-73-861C	1	(5DR)	(5PRTS)		

AUBA09

(2B67060)

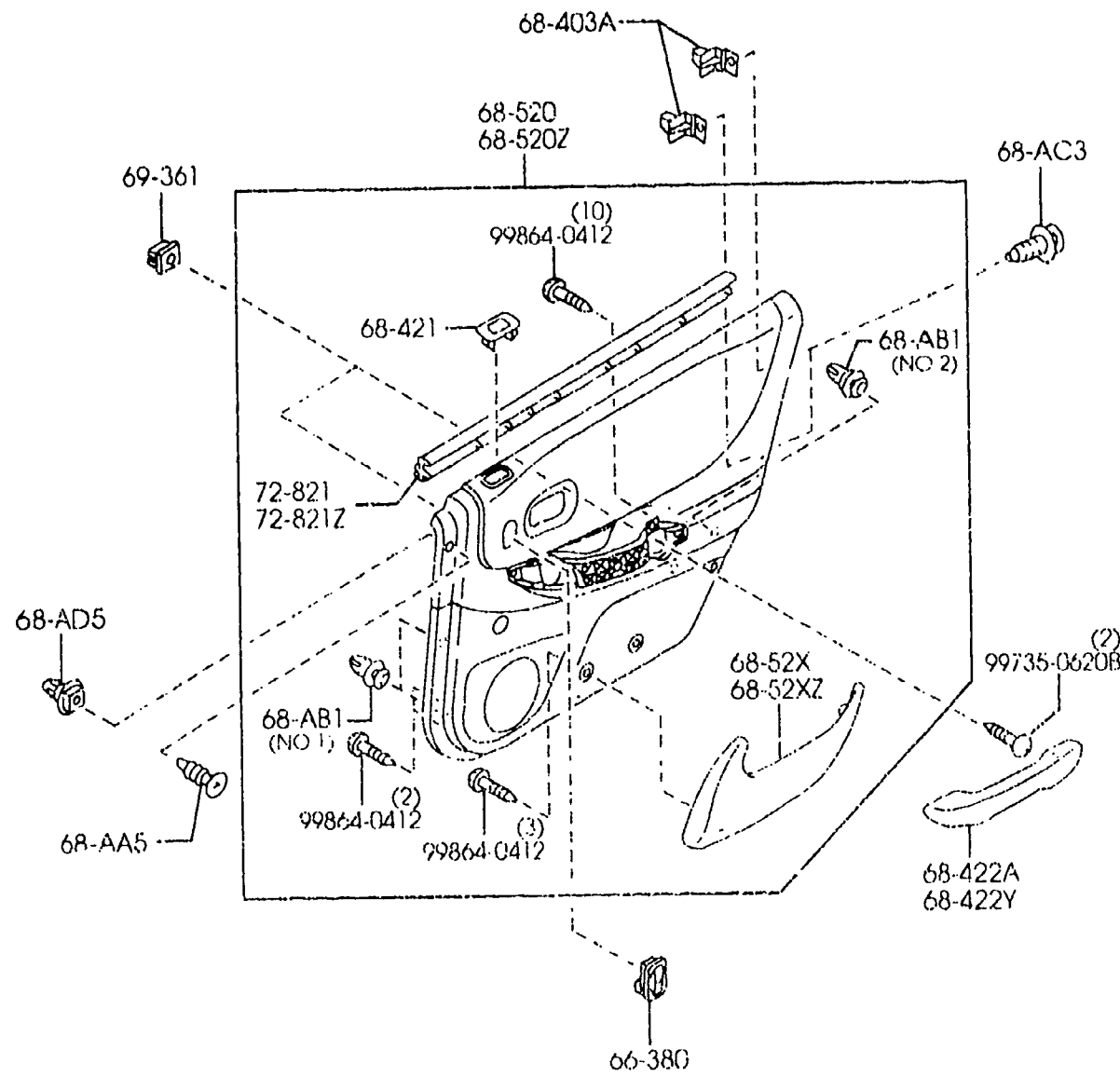
CAT. AUBA09-02

2001-07



PART NO.	QTY	MODEL/RESTRICTION	MODEL/RESTRICTION	MODEL/RESTRICTION	FROM-TO
66-380		SWITCH, POWER WINDOW	INTERRUPTEUR LEVE-GLACE		
GE4T-66-380C	2	(W/POWER WINDOW)			
05	INT-	BN2 GRAY	BN2 GRIS		
65	INT-	BN1 BN4 OFF-BLACK	BN1 BN4 NOIR CLAIR		
80	INT-	BN3 BEIGE	BN3 BEIGE		
68-AA5		FASTENER, DOOR TRIM	FERMETURE, GARNIT. PORT.		
GD7A-68-AA5	2				
02	INT-	BN1 BN2 BN4 BLACK	BN1 BN2 BN4 NOIR		
22	INT-	BN3 BROWN	BN3 BRUN		
68-AB1		FASTENER	AGRAFE		
GA2A-68-AB1A	4	(ILLUST. NO.1)			
G350-68-AB1	6	(ILLUST. NO.2)			
68-AC3		FASTENER	AGRAFE		
B467-68-AC3	4				
02	INT-	BN1 BN2 BN3 BN4 BLACK	BN1 BN2 BN3 BN4 NOIR		
22	INT-	BN3 BROWN	BN3 BRUN		
68-AD5		GROMMET, SCREW	BAQUE, VIS		
B25D-68-AD5	2				
68-403A		BRACKET, TRIM	SUPPORT, ASSIETTE-PORTE AV		
B25D-68-403A	4				
68-421		VESSEL, INNER LOCK	VASE, VERROUILLAGE INT.		
B25D-68-421A	2				
05	INT-	BN2 GRAY	BN2 GRIS		
65	INT-	BN1 BN4 OFF-BLACK	BN1 BN4 NOIR CLAIR		
80	INT-	BN3 BEIGE	BN3 BEIGE		
68-422A		HANDLE(R), PULL	POIGNEE DE TIRAGE(D)		
B25D-68-D71C	1				
22	INT-	BN3 BROWN	BN3 BRUN		
65	INT-	BN1 BN2 BN4 OFF-BLACK	BN1 BN2 BN4 NOIR CLAIR		

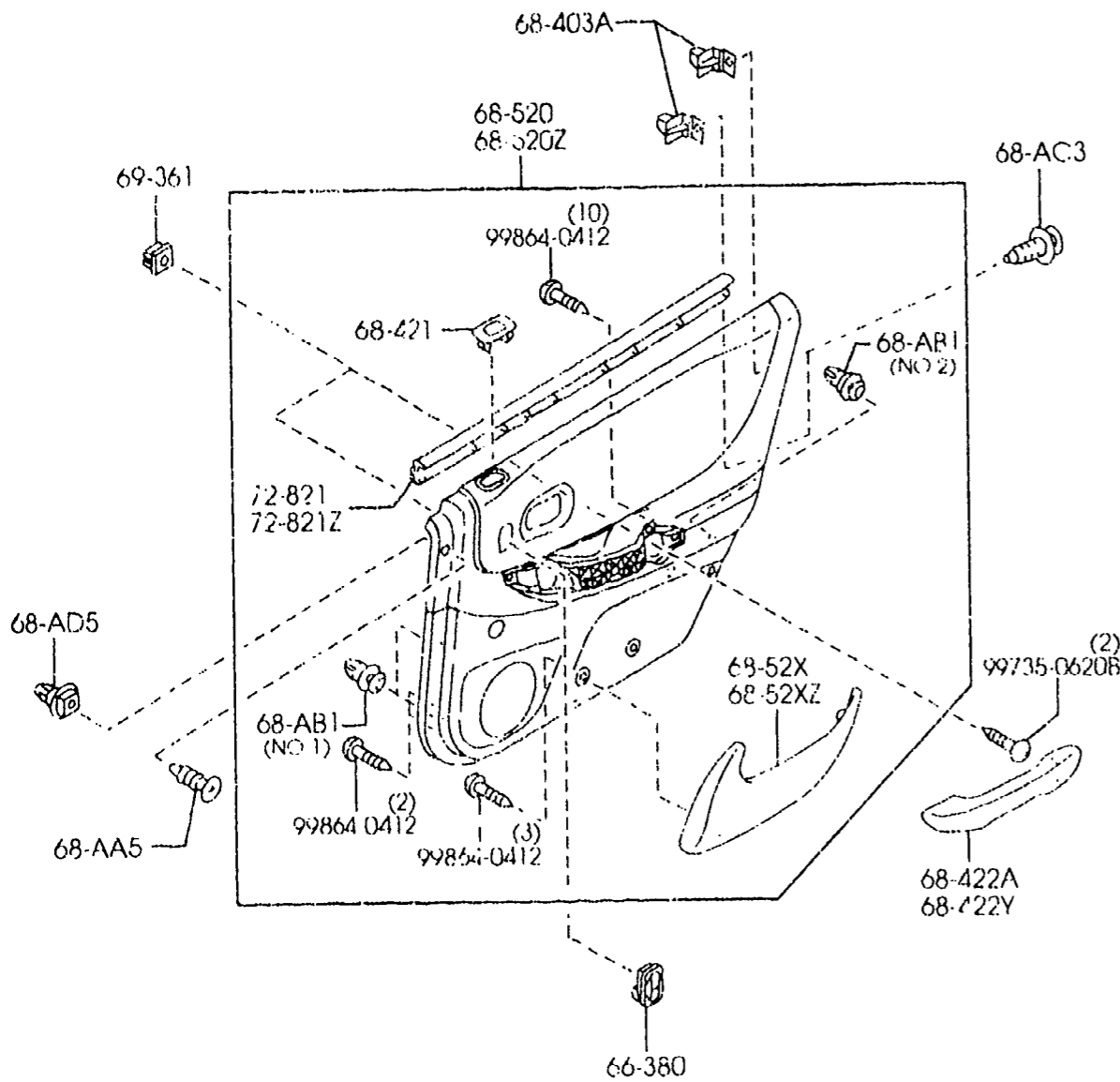
(2B39300)



PART NO.	QTY	MODEL/RESTRICTION	VOEPI/RESTRICTION	MODEL/RESTRICTION	FROM-TO
68-422Y		HANDLE(L), PULL	POIGNEE DE TIRAGE(G)		
B25D-68-D91C	1				
22	INT-	BN3 BROWN	BN3 BRUN		
65	INT-	BN1 BN2 BN4 OFF-BLACK	BN1 BN2 BN4 NOIR CLAIR		
68-52X		POCKET(R), QTR. TRIM	POCHE(D), ASSIETTE QU ART		
BJ3D-68-501A	1 (5DR)		(5PRTS)		
65	INT-	BN4 OFF-BLACK	BN4 NOIR CLAIR		
68-52XZ		POCKET(L), QTR. TRIM	POCHE(G), ASSIETTE QU ART		
BJ3D-68-5N1A	1 (5DR)		(5PRTS)		
65	INT-	BN4 OFF-BLACK	BN4 NOIR CLAIR		
68-520		TRIM(R), DOOR-REAR	GARNITURE (D), PORTE		
B30D-68-520	1 (TDC-CLOTH'2') (4DR)		(4PRTS)		
68	INT-	BN2 GRAY/OFF-BLACK	BN2 GRIS/NOIR DOUX		
82	INT-	BN3 BEIGE/BROWN	BN3 BEIGE/BRUN		
B30F-68-520	1 (TDB-CLOTH'3'+W/O PO WER WINDOW) (4DR)		(4PRTS)		
67	INT-	BN1 DARK GRAY/OFF-BLACK	BN1 GRIS NOIR/OFF-NOIR		
82	INT-	BN3 BEIGE/BROWN	BN3 BEIGE/BRUN		
B30G-68-520	1 (TDB-CLOTH'3'+W/POWE R WINDOW) (4DR)		(4PRTS)		
67	INT-	BN1 DARK GRAY/OFF-BLACK	BN1 GRIS NOIR/OFF-NOIR		
82	INT-	BN3 BEIGE/BROWN	BN3 BEIGE/BRUN		
B30J-68-520	1 (TDA-CLOTH'4') (4DR)		(4PRTS)		
65	INT-	BN4 OFF-BLACK	BN4 NOIR CLAIR		
B30H-68-520	1 (5DR)		(5PRTS)		
65	INT-	BN4 OFF-BLACK	BN4 NOIR CLAIR		
BJ2J-68-520A	1 (TDD-CLOTH'4') (4DR)		(4PRTS)		1129-
65	INT-	BN4 BLACK/OFF-BLACK	BN4 NOIR/NOIR CLAIR		
68-520Z		TRIM(L), DOOR-REAR	GARNITURE (G), PORTE		

1.29 BJ22x -429125





PART NO.	QTY	MODEL/RESTRICTION	MODEL/RESTRICTION	MODEL/RESTRICTION	FROM TO
CONT'D					
B30D-68-550	1	(TDC-CLOTH'2') (4DR)	(4PRTS)		
68	INT-	BN2 GRAY/OFF-BLACK	BN2 GRIS/NOIR DOUX		
82	INT-	BN3 BEIGE/BROWN	BN3 BEIGE/BRUN		
B30F-68-550	1	(TDB-CLOTH'3'+W/O POWER WINDOW) (4DR)	(4PRTS)		
67	INT-	BN1 DARK GRAY/OFF-BLACK	BN1 GRIS NOIR/OFF-NOIR		
82	INT-	BN3 BEIGE/BROWN	BN3 BEIGE/BRUN		
B30G-68-550	1	(TDB-CLOTH'3'+W/POWER WINDOW) (4DR)	(4PRTS)		
67	INT-	BN1 DARK GRAY/OFF-BLACK	BN1 GRIS NOIR/OFF-NOIR		
82	INT-	BN3 BEIGE/BROWN	BN3 BEIGE/BRUN		
B30J-68-550	1	(TDA-CLOTH'4') (4DR)	(4PRTS)		
65	INT-	BN4 OFF-BLACK	BN4 NOIR CLAIR		
B30N-68-550	1	(5DR)	(5PRTS)		
65	INT-	BN4 OFF-BLACK	BN4 NOIR CLAIR		
BJ2J-68-550A	1	(TDD-CLOTH'H') (4DR)	(4PRTS)		1129
65	INT-	BN4 BLACK/OFF-BLACK	BN4 NOIR/NOIR CLAIR		
69-361		GROMMET, SCREW	ANNEAU		
B316-69-361	4				
72-821		WEATHERSTRIP(R), INN.	JOINT CAOUTCHOUC (D), INT.		
B25D-72-821	1				
72-821Z		WEATHERSTRIP(L), INN.	JOINT CAOUTCHOUC (G), INT.		
B25D-73-821	1				

1129 BJ224 -429123

