



Parts Catalog

Mazda PROTEGE & PROTEGE 5

U.S.A. & Canada
('01 ▶)



BJ22*-400001-

Jul. '01 (REVISED)

Catalog No. AU-BA09-02

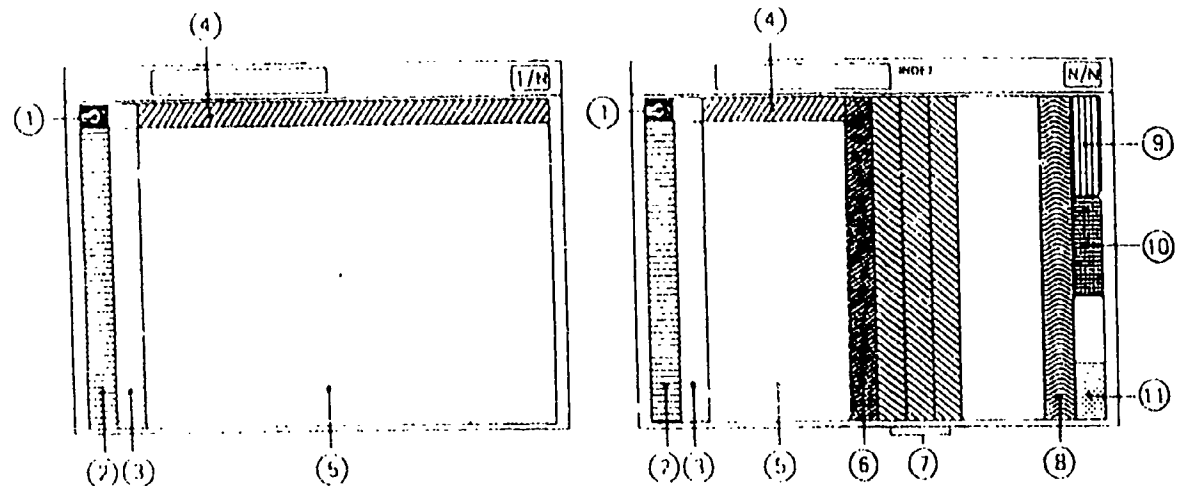


mazda

© 2001 Mazda Motor Corporation

LAYOUT OF CONTENTS / DISPOSITION TYPOGRAPHIQUE DE CONTENU / DISPOSICION DEL CONTENIDO / ANORDNUNG DES INHALTS



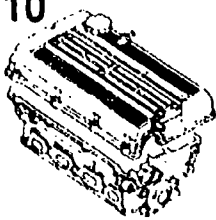



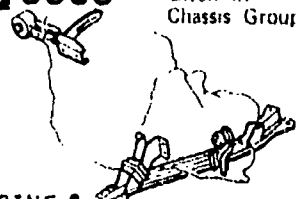
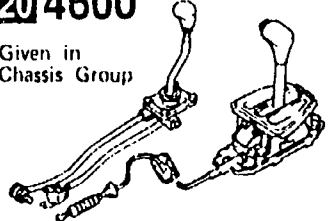
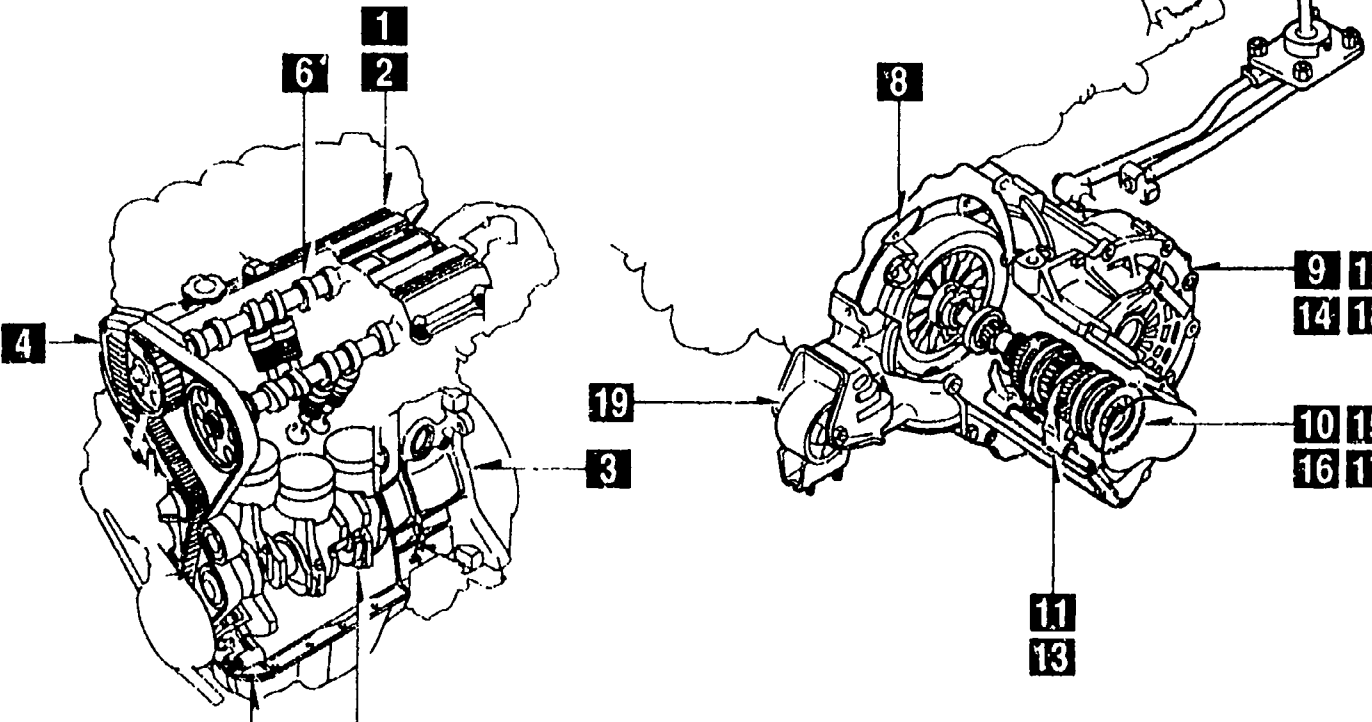
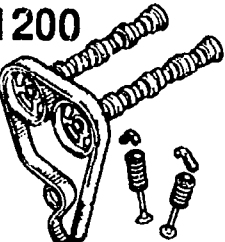
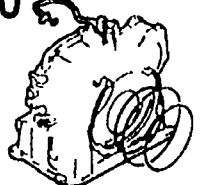




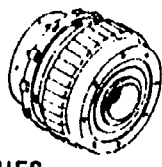
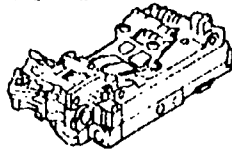
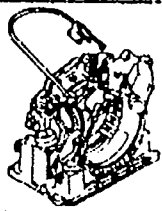

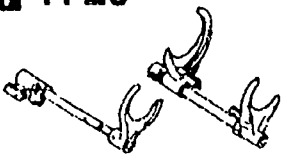

- The following is a typical example of the layout of contents on Mazda microfiche parts catalog
- Voici un exemple typique de la disposition typographique de contenu dans les microfiches de catalogue des pièces de Mazda.
- El siguiente es un ejemplo típico de la disposición del contenido en una microficha del catálogo de repuestos de Mazda
- Folgendes ist ein typisches Beispiel der Inhaltsanordnung des Mazda Mikrofiche Teilkatalogs



Remark : The items listed under ④ have been deleted from each fiche since Dec. '93


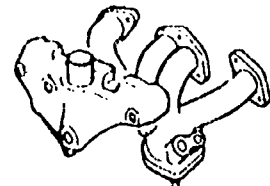
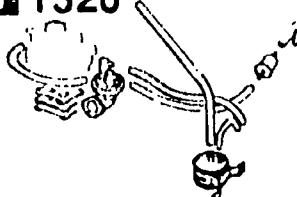
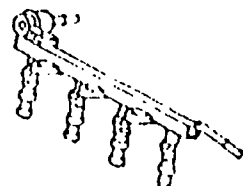
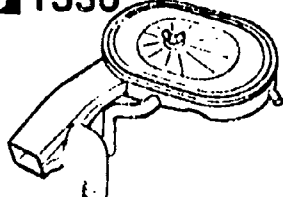

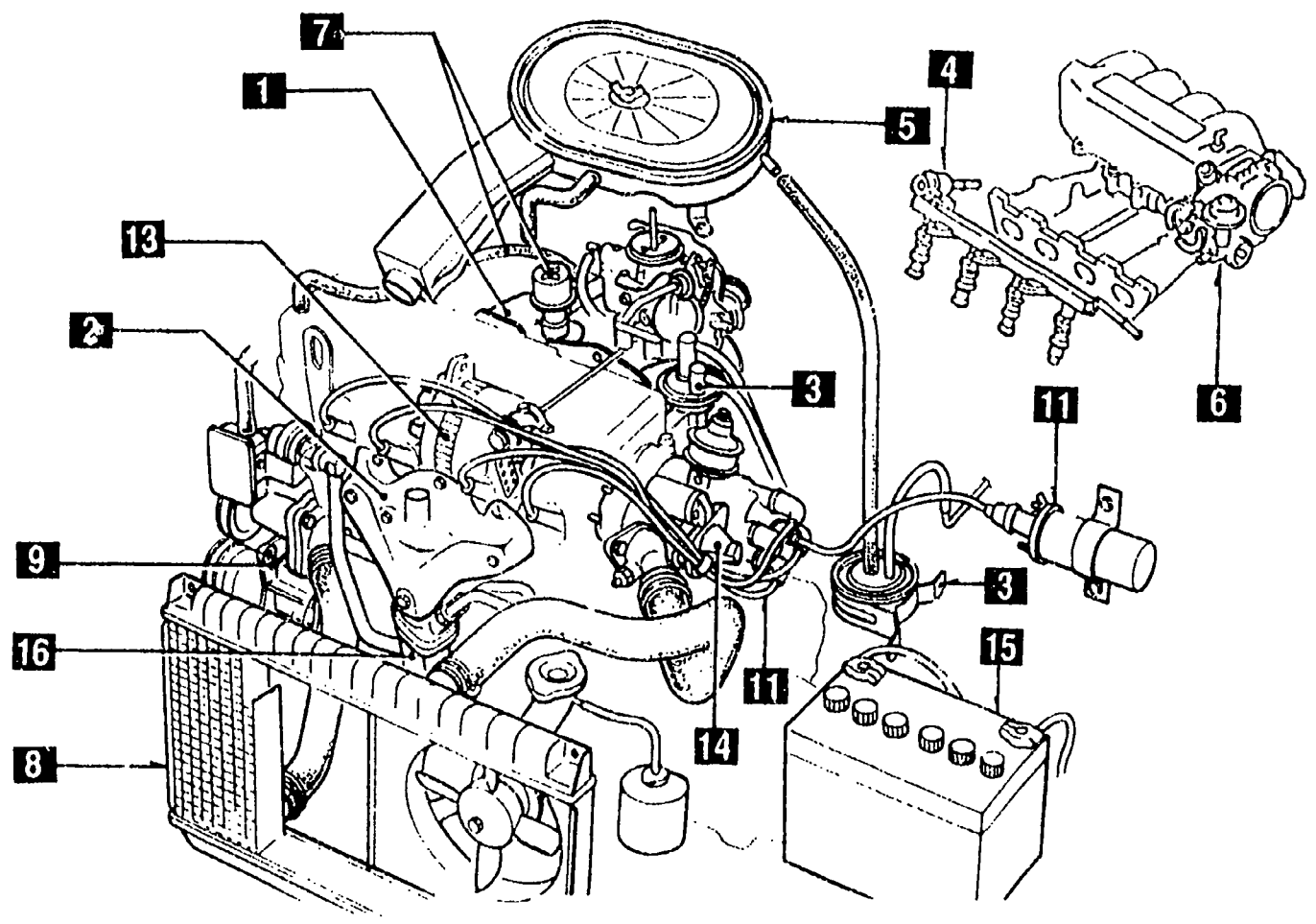

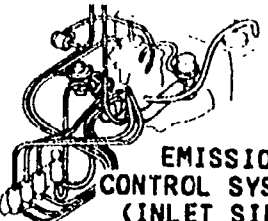


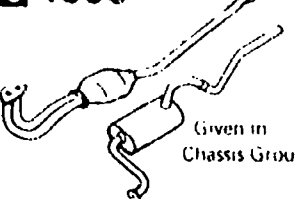
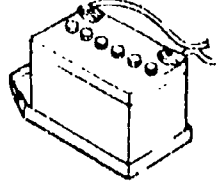
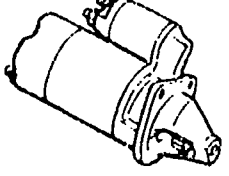
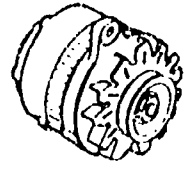
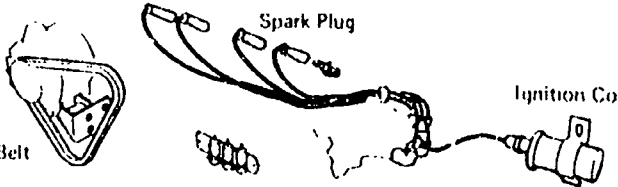
- | | | |
|--|---|---|
| (1) • Layout of content.
Disposition Typographique de Contenu
Disposición del contenido
Anordnung des Inhalts | (2) • Pictorial Index
Index par Schémas
Indice Gráfico
Illustrierter Index | (3) • Master Section No. Index
Index des Numéros des Sections Totale
Indice del Número de la Sección Maestra
Hauptabschnittsnummer Index |
| (4) • Section No. Index for the Column
Index des Numéros des Sections pour les Colonnes
N° de la Sección para el Índice
Abschnittsnummern Index für die Spalten | (5) • Illustration & Text
Illustrations et Textes
Ilustración y Texto
Abbildung und Text | (6) • Part No. Index
Index des Numéros des Pièces
Indice del N° de Pieza
Teile Nr. Index |
| (7) • Alphabetical Index
Index Alphabétique
Indice Alfabético
Alphabetischer Index | (8) • Model Identification
Identification des Modèles
Identificación del Modelo
Modell Kennzeichnung | (9) • Vehicle Identification System
Système d'Identification de Véhicule
Sistema de Identificación de Vehículo
Fahrzeug Identifikations System |

PICTORIAL INDEX

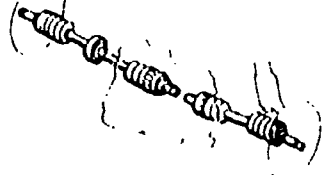


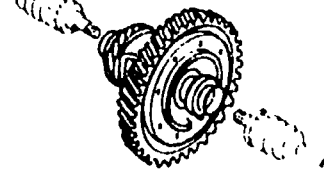
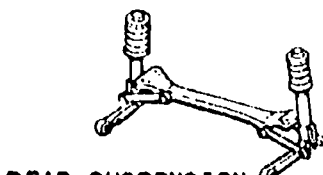
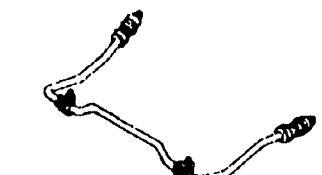
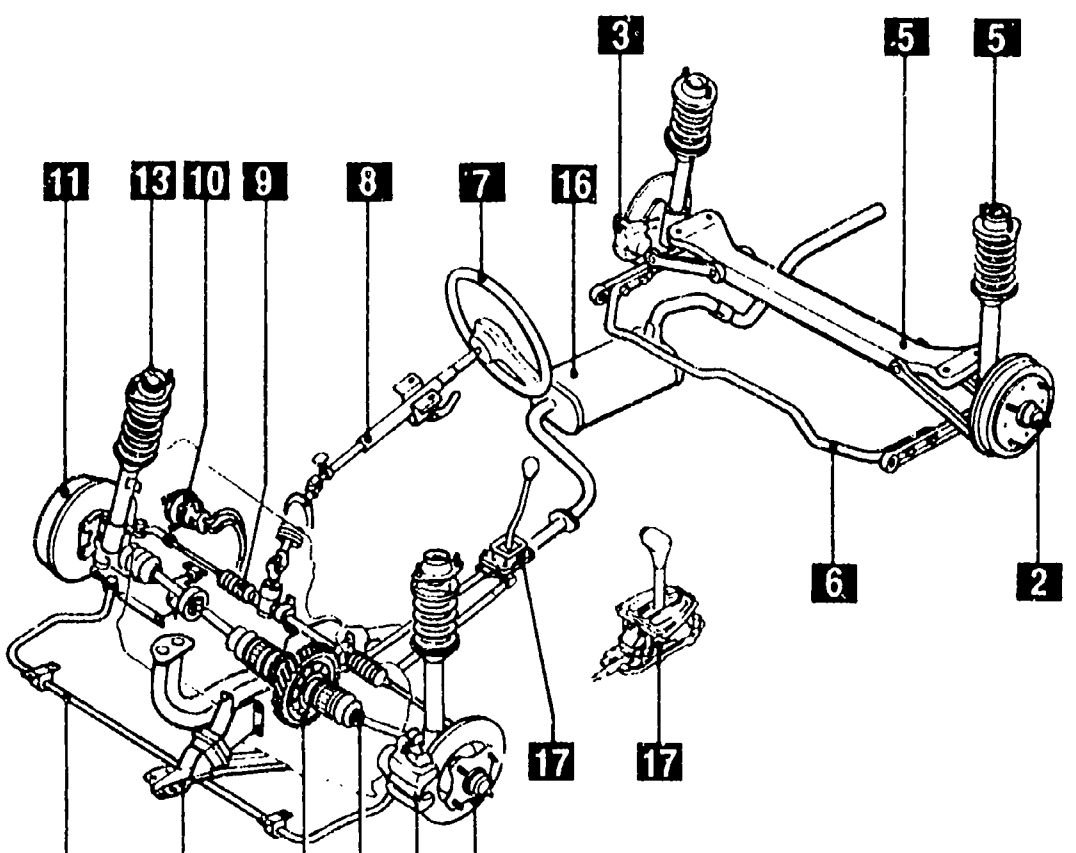


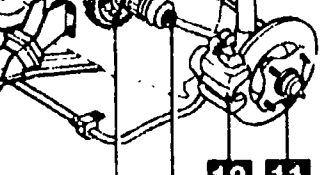




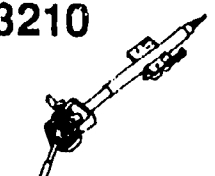


<p>1000</p>  <p>SHORT & PARTIAL ENGINE</p>	<p>1 1005</p>  <p>ENGINE GASKET SETS</p>	<p>2 1010</p>  <p>CYLINDER HEAD & COVER</p>	<p>3 1030</p>  <p>CYLINDER BLOCK</p>	<p>4 1040</p>  <p>OIL PAN & TIMING COVER</p>	<p>5 1100</p>  <p>PISTON, CRANKSHAFT & FLYWHEEL</p>
<p>19 3900 Given in Chassis Group</p>  <p>ENGINE & TRANSMISSION MOUNTINGS</p>	<p>20 4600 Given in Chassis Group</p>  <p>CHANGE CONTROL SYSTEM</p>	<h2 style="text-align: center;">GASOLINE ENGINE 4 - CYLINDER (1/2)</h2> 			<p>6 1200</p>  <p>VALVE SYSTEM</p>
<p>18 1960</p>  <p>GASKET & SEAL KIT (AUTOMATIC)</p>					
<p>17 1950</p>  <p>MANUAL LINKAGE SYSTEM (AUTOMATIC)</p>					<p>8 1600</p>  <p>CLUTCH DISC & COVER (MANUAL)</p>
<p>16 1940</p>  <p>GOVERNOR, LOW & REVERSE PISTON (AUTOMATIC)</p>					<p>9 1700</p>  <p>TRANSMISSION CASE (MANUAL)</p>
<p>15 1930</p>  <p>CLUTCHES & PLANETARY GEARS (AUTOMATIC)</p>	<p>14 1925</p>  <p>CONTROL VALVE (AUTOMATIC)</p>	<p>13 1920</p>  <p>TRANSMISSION CASE & MAIN CONTROL SYSTEM (AUTOMATIC)</p>	<p>12 1910</p>  <p>TORQUE CONVERTER, OIL PUMP & PIPINGS (AUTOMATIC)</p>	<p>11 1720</p>  <p>CHANGE CONTROL SYSTEM (MANUAL)</p>	<p>10 1710</p>  <p>TRANSMISSION GEARS (MANUAL)</p>

At this illustration is prepared to be applicable to all models, some parts are different in specifications from parts listed in this parts Catalog.


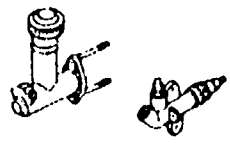
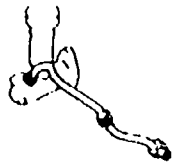
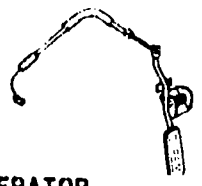
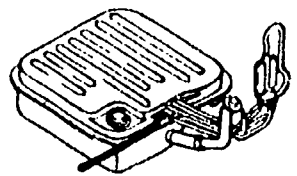
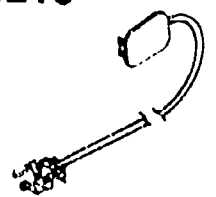
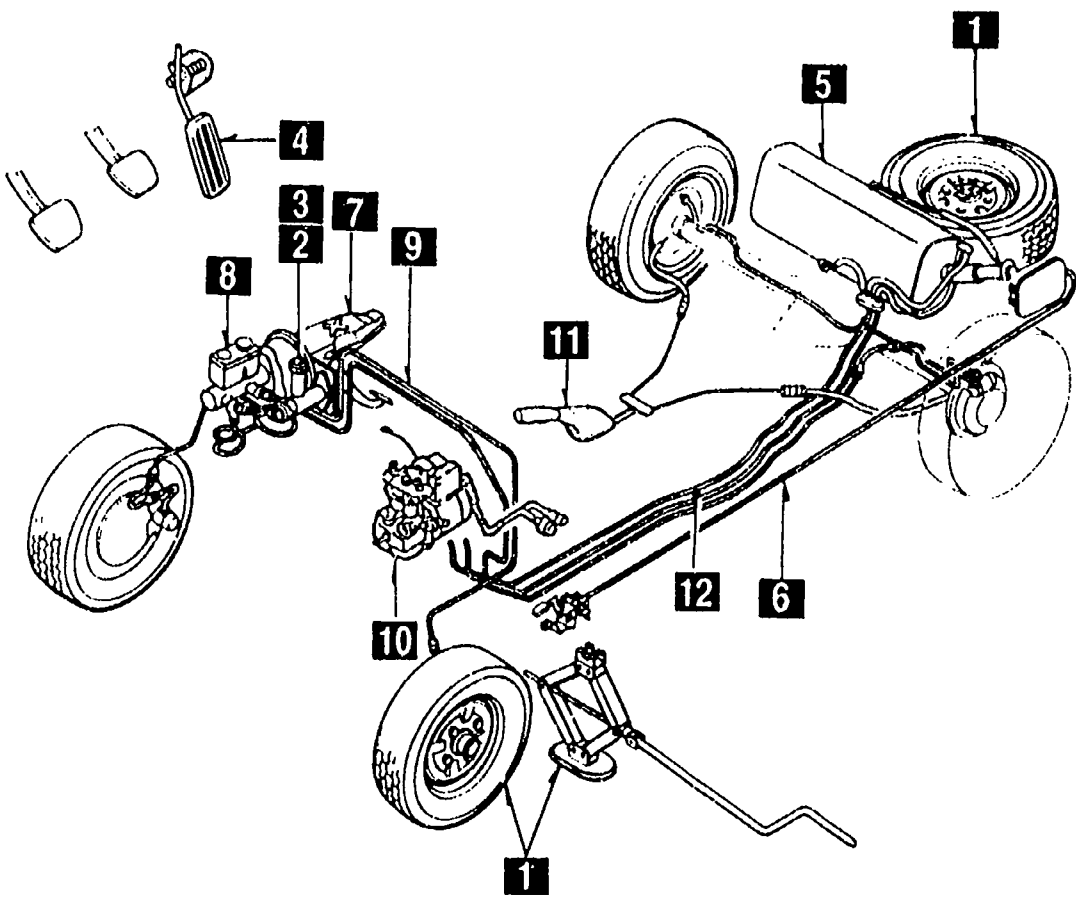
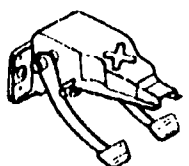
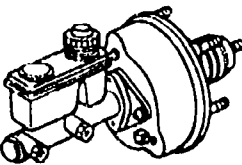
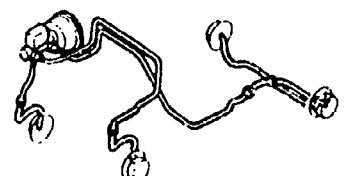
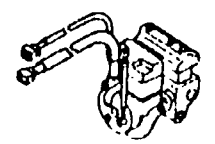
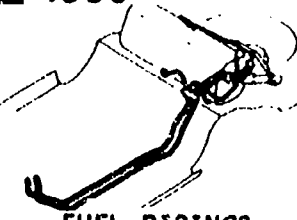

PICTORIAL INDEX

<p>1 1300</p>  <p>INLET MANIFOLD</p>	<p>2 1310</p>  <p>EXHAUST MANIFOLD</p>	<p>3 1320</p>  <p>FUEL SYSTEM</p>	<p>4 1325</p>  <p>FUEL DISTRIBUTOR</p>	<p>5 1330</p>  <p>AIR CLEANER</p>	<p>6 1364</p>  <p>THROTTLE BODY</p>
<h2>GASOLINE ENGINE 4 - CYLINDER (2/2)</h2>					
					
<p>6600</p> <p>Given in BODY Group</p> <p>Control Unit Regulator</p>  <p>SWITCHES & RELAYS (ENGINE)</p>	<p>7 1370</p>  <p>EMISSION CONTROL SYSTEM (INLET SIDE)</p>	<p>8 1500</p>  <p>COOLING SYSTEM</p>	<p>9 1580</p>  <p>BRACKET, PULLEY & BELT</p>	<p>10</p>	
<p>16 4000</p>  <p>Given in Chassis Group</p> <p>EXHAUST SYSTEM</p>	<p>As this illustration is prepared to be applicable to various models, some parts are different in specifications from parts listed in this catalog.</p>				
<p>15 1850</p>  <p>BATTERY</p>	<p>14 1840</p>  <p>STARTER</p>	<p>13 1830</p>  <p>ALTERNATOR</p>	<p>12</p>	<p>11 1800</p>  <p>V Belt Spark Plug Ignition Coil</p> <p>ENGINE ELECTRICAL SYSTEM</p>	

PICTORIAL INDEX


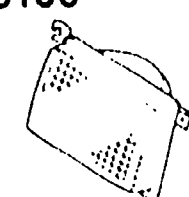
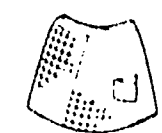


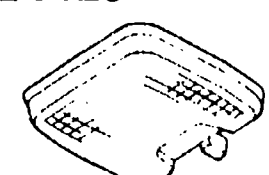

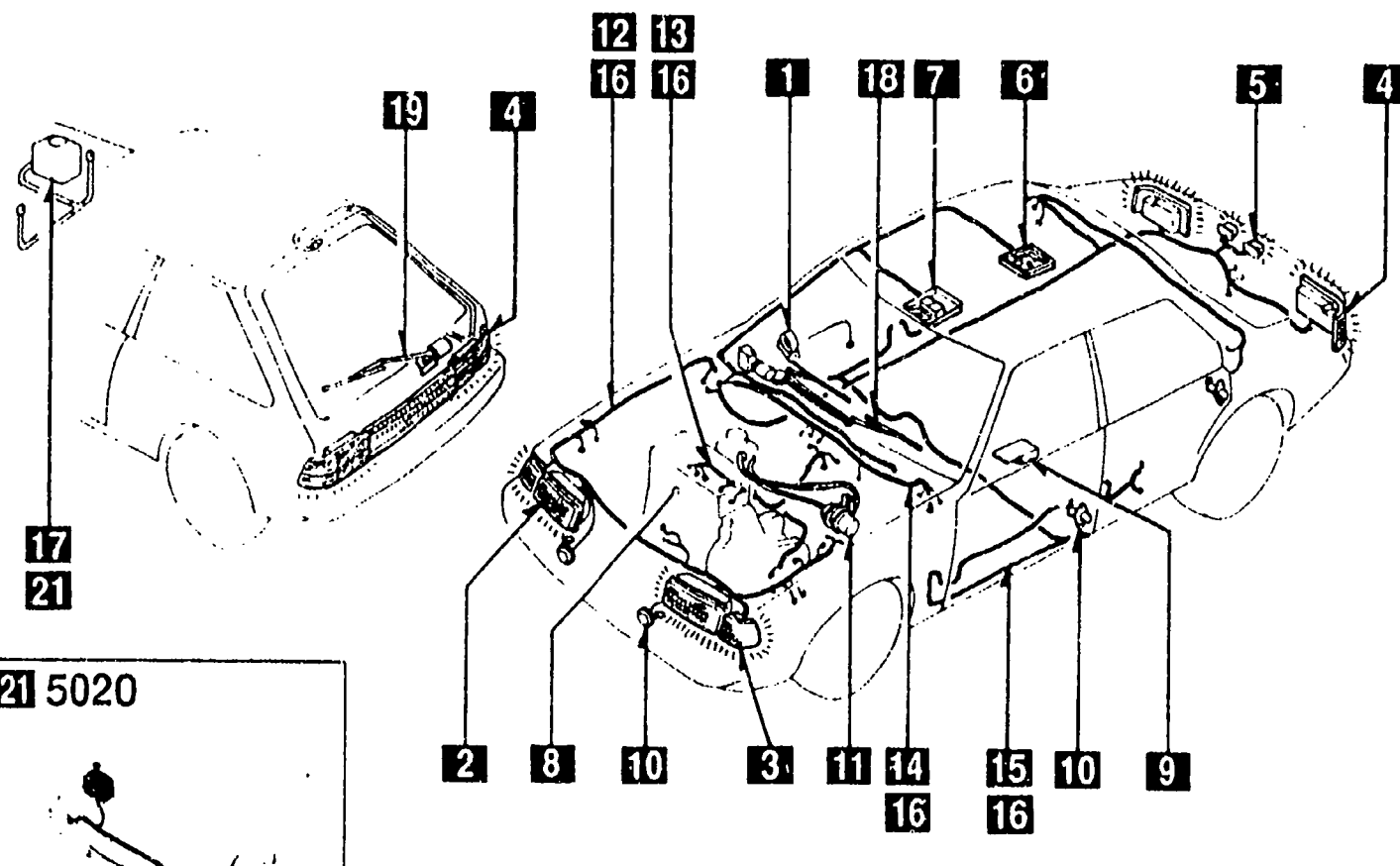

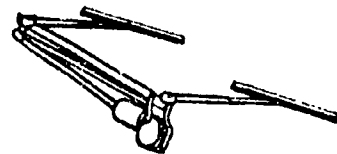

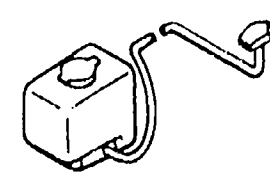
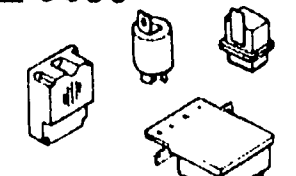




1 2510  FRONT DRIVE SHAFTS	2 2600  REAR AXLE	3 2610  REAR BRAKE MECHANISMS	4 2700  FRONT DIFFERENTIALS	5 2800  REAR SUSPENSION MECHANISMS	6 2810  REAR STABILIZER
<h2>CHASSIS (1/2)</h2>					
 <p style="text-align: center;">As this illustration is prepared to be applicable to all models, some parts are different in specifications from parts listed in this parts Catalog.</p>					
17 4600  CHANGE CONTROL SYSTEM	15 3900  ENGINE & T/MISSION MOUNTINGS	14 3410  CROSSMEMBER & STABILIZER	13 3400  FRONT SUSPENSION MECHANISMS	12 3310  FRONT BRAKE MECHANISMS	11 3300  FRONT AXLE
7 3200  STEERING WHEEL					
8 3210  STEERING COLUMN & SHAFTS					
9 3220  STEERING GEAR					
10 3240  POWER STEERING SYSTEM					

PICTORIAL INDEX

1 3700  TIRES & JACK	2 4140  CLUTCH RELEASE & MASTER CYLINDERS	3 4145  CLUTCH PIPINGS	4 4160  ACCELERATOR CONTROL SYSTEM	5 4200  FUEL TANK	6 4210  FUEL LID OPENER
<h2 style="margin: 0;">CHASSIS (2/2)</h2> 					
					7 4300  CLUTCH & BRAKE PEDALS
					8 4340  BRAKE MASTER CYLINDER & POWER BRAKE
					9 4360  BRAKE PIPINGS
					10 4370  ANTILOCK BRAKE SYSTEM
				12 4500  FUEL PIPINGS	11 4400  PARKING BRAKE SYSTEM

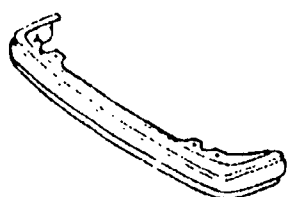
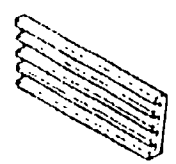
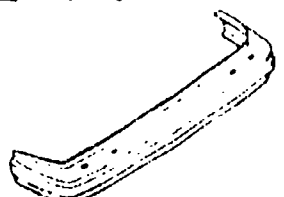
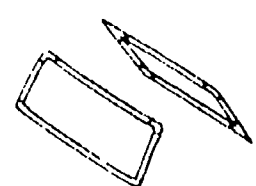
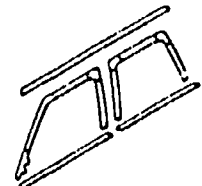

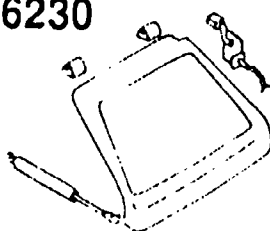
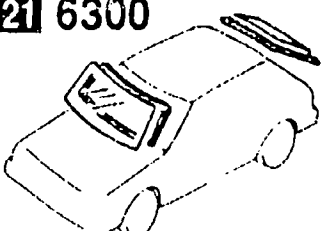




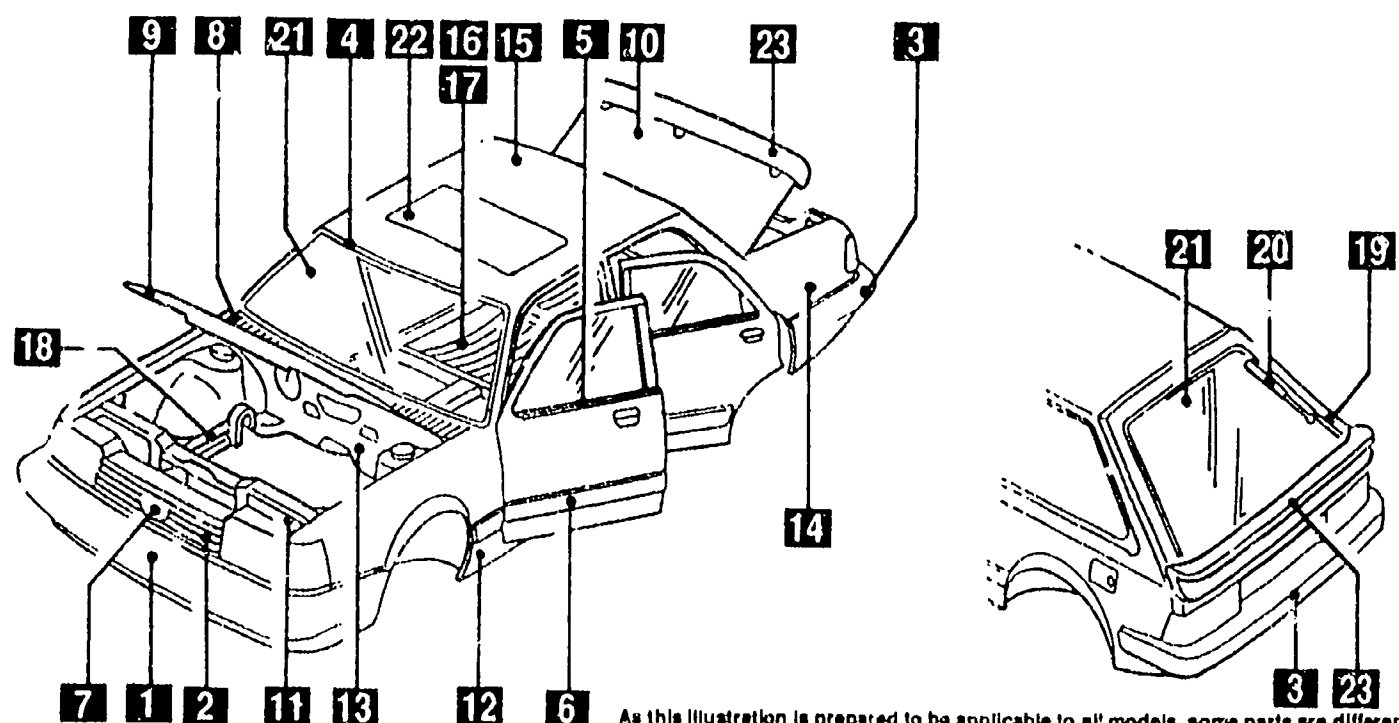


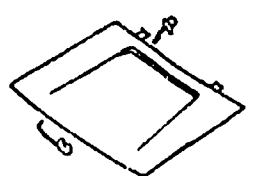

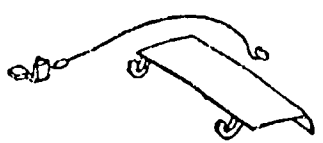


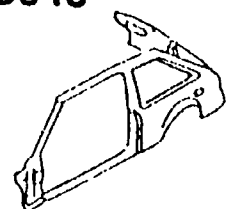
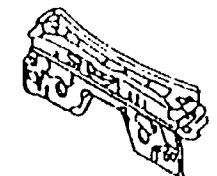
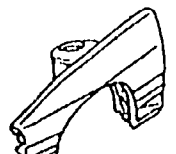
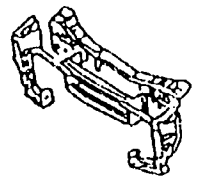
As this illustration is prepared to be applicable to all models, some parts are different in specifications from parts listed in this parts Catalog.

PICTORIAL INDEX



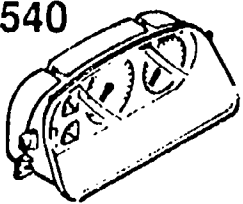
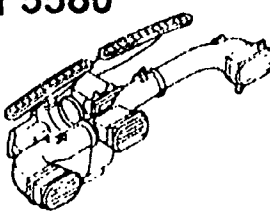

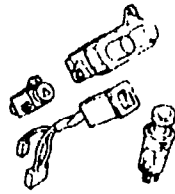
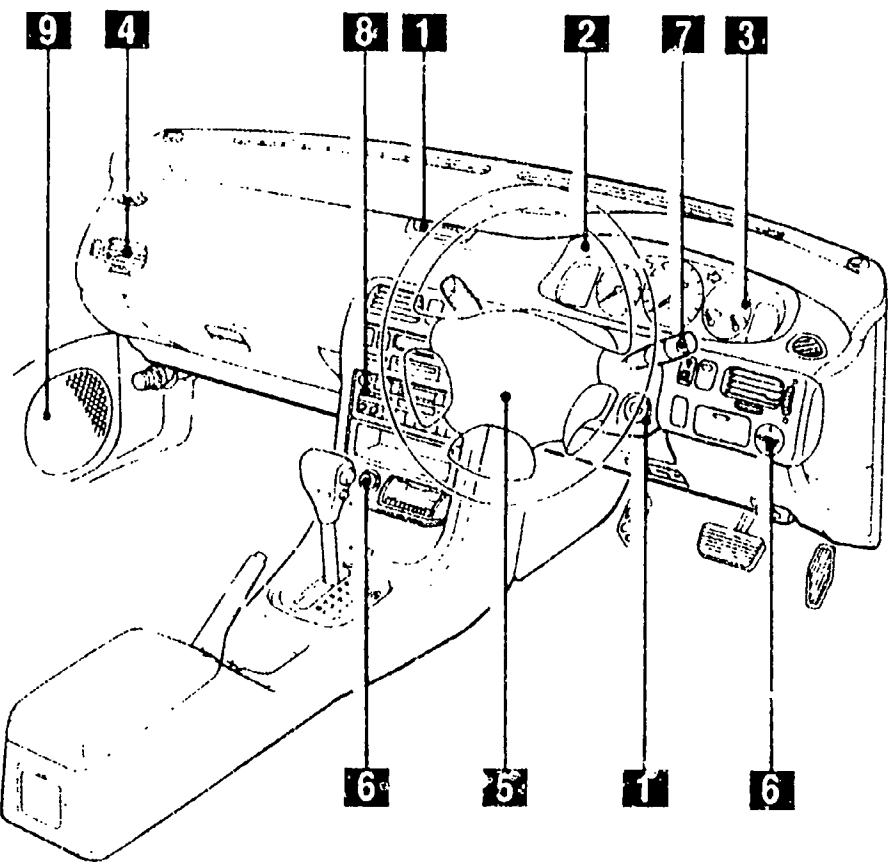
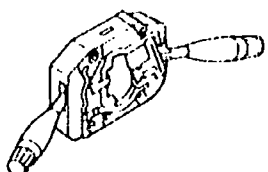
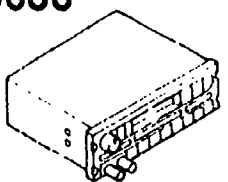
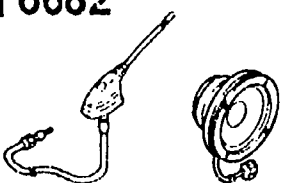
1 0900  KEY SETS	2 5100  HEAD LAMPS	3 5105  FRONT COMBINATION LAMPS	4 5110  REAR COMBINATION LAMPS	5 5120  LICENSE LAMP & REAR FINISHER	6 5125  INTERIOR LAMPS
19 6750  WINDOW WIPER & WASHER (REAR)	<div style="text-align: center;"> <h2>BODY (1/4)</h2>  </div>				7 5130  OVERHEAD CONSOLE
18 6730  WINDSHIELD WIPERS					8 6600  SWITCHES & RELAYS (ENGINE)
17 6720  WINDSHIELD WASHER					9 6630  RELAYS & UNIT (BODY)
16 6704  WIRING HARNESS CLAMPS					21 5020  HEAD LAMP CLEANER
15 6703  WIRING HARNESSSES (DOOR, FLOOR/CEILING)					14 6702  WIRING HARNESSSES (DASHBOARD)

As this illustration is prepared to be applicable to all models, some parts are different in specifications from parts listed in this parts Catalog.

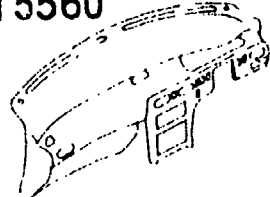
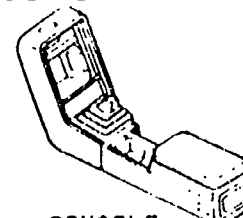
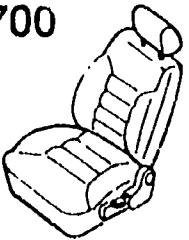


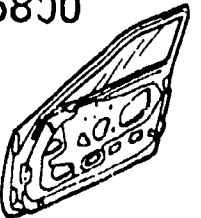
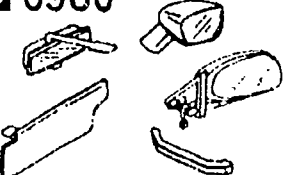

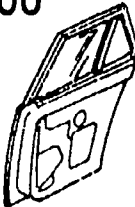

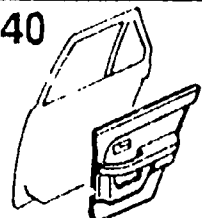
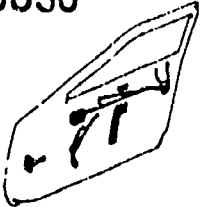
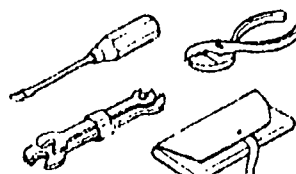
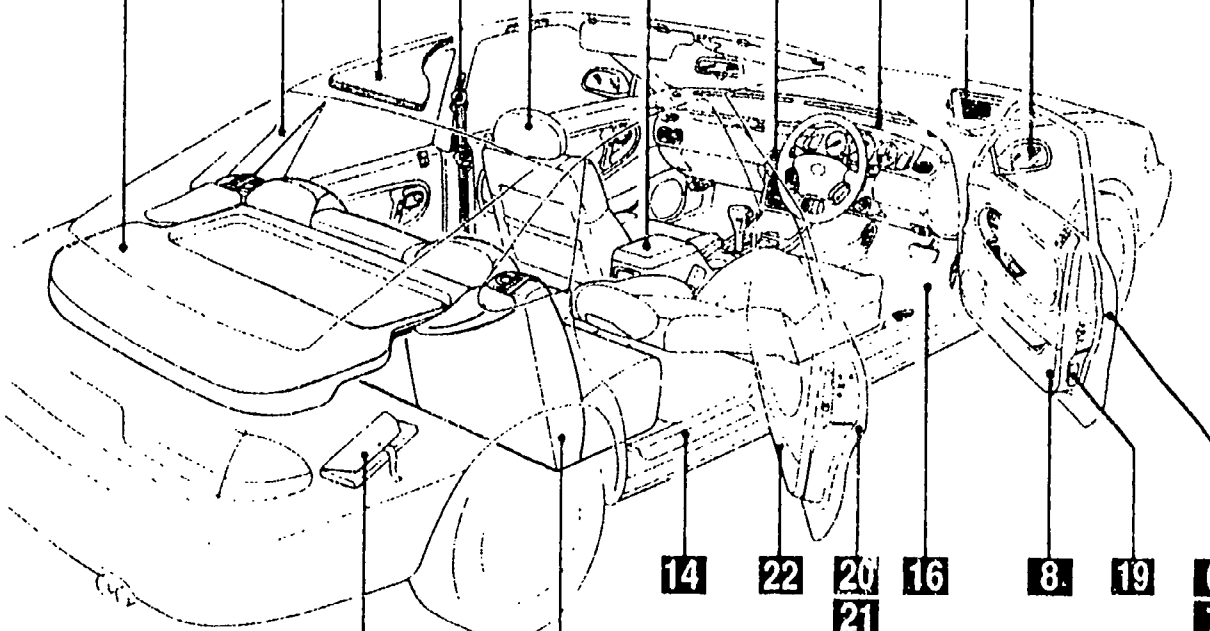
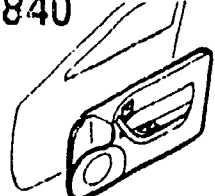

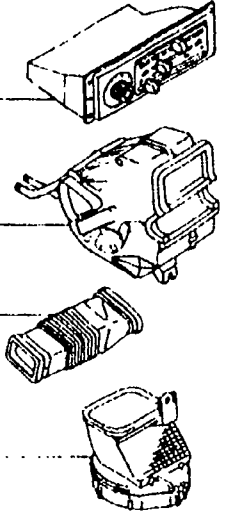



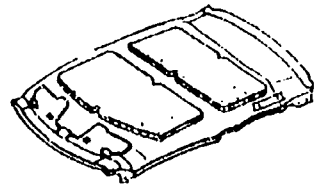
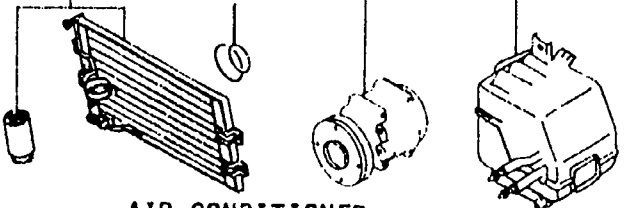
PICTORIAL INDEX

1 5000  FRONT BUMPER	2 5005  RADIATOR GRILLE	3 5010  REAR BUMPER	4 5030  WINDOW MOULDINGS	5 5040  BODY MOULDINGS	6 5060  SIDE PROTECTORS
20 6230  LIFT GATE MECHANISMS	21 6300  WINDOW GLASSES	22 6330  SUNROOF	23 7800  SPOILERS & RELATED PARTS	7 5170  ORNAMENTS	
19 6200  LIFT GATE	<h2 style="margin: 0;">BODY (2/4)</h2>  <p style="font-size: small; text-align: center;">As this illustration is prepared to be applicable to all models, some parts are different in specifications from parts listed in this parts Catalog.</p>				8 5180  COWL & EXTRACTOR GRILLES
18 5390  FLOOR ATTACHMENTS					9 5230  BONNET
17 5380  FLOOR ATTACHMENTS (HOLE COVERS)					10 5260  TRUNK LID
16 5370  FLOOR PANELS	15 5360  ROOF PANELS	14 5340  SIDE PANELS	13 5330  DASH & COWL PANELS	12 5320  FENDER & WHEEL APRON PANELS	11 5310  FRONT PANELS

PICTORIAL INDEX

<p>1 5500</p>  <p>DASHBOARD EQUIPMENTS</p>	<p>2 5520</p>  <p>METER HOOD</p>	<p>3 5540</p>  <p>METER SET & METER COMPONENTS</p>	<p>4 5580</p>  <p>VENTILATOR</p>	<p>5 5795</p>  <p>AIR BAG</p>	<p>6 6610</p>  <p>DASHBOARD SWITCHES</p>
<h2 style="margin: 0;">BODY (3/4)</h2> 					
<p><small>As this illustration is prepared to be applicable to all models, some parts are different in specifications from parts listed in the parts Catalog.</small></p>					
<p>7 6611</p>  <p>COMBINATION SWITCH</p>					
<p>8 6680</p>  <p>AUDIO SYSTEMS (RADIO & TAPE DECK)</p>					
<p>9 6682</p>  <p>AUDIO SYSTEMS (ANTENNA & SPEAKER)</p>					

PICTORIAL INDEX

<p>1 5560</p>  <p>DASHBOARD & RELATED PARTS</p>	<p>2 5570</p>  <p>CONSOLE</p>	<p>3 5700</p>  <p>FRONT SEATS</p>	<p>4 5750</p>  <p>REAR SEATS</p>	<p>5 5790</p>  <p>SEAT BELTS</p>	<p>6 5800</p>  <p>FRONT DOORS</p>
<p>18 6900</p>  <p>VISORS, ASSIST HANDLES & MIRRORS</p>	<p>19 6930</p>  <p>CAUTION PLATES & LABELS</p>	<p>20 7200</p>  <p>REAR DOORS</p>	<p>21 7230</p>  <p>REAR DOOR MECHANISMS</p>	<p>22 7240</p>  <p>REAR DOOR TRIMS & RELATED PARTS</p>	<p>7 5830</p>  <p>FRONT DOOR MECHANISMS</p>
<p>17 6870</p>  <p>SERVICE TOOLS</p>	<div style="display: flex; justify-content: space-between; align-items: center;"> <div style="text-align: center;"> <p>15</p> </div> <div style="text-align: center;"> <p>13</p> </div> <div style="text-align: center;"> <p>12</p> </div> <div style="text-align: center;"> <p>5</p> </div> <div style="text-align: center;"> <p>3</p> </div> <div style="text-align: center;"> <p>2</p> </div> <div style="text-align: center;"> <p>9</p> </div> <div style="text-align: center;"> <p>1</p> </div> <div style="text-align: center;"> <p>10</p> </div> <div style="text-align: center;"> <p>18</p> </div> </div> <div style="text-align: center; margin-top: 10px;"> <h2 style="margin: 0;">BODY</h2> <h3 style="margin: 0;">(4/4)</h3>  </div>				<p>8 5840</p>  <p>FRONT DOOR TRIMS & RELATED PARTS</p>
<p>16 6860</p>  <p>FLOOR MATS & PADS</p>	<p style="font-size: small;">As this illustration is prepared to be applicable to all models, some parts are different in specifications from parts listed in this parts Catalog</p>				<p>9</p> <p>6115</p> <p>6110</p> <p>6100</p> <p>6120</p>  <p>HEATER</p>
<p>15 6850</p>  <p>LUGGAGE COVER</p>	<p>14 6840</p>  <p>TRIMS & SCUFF PLATES</p>	<p>13 6820</p>  <p>PILLAR TRIMS</p>	<p>12 6800</p>  <p>CEILING TRIMS</p>	<p>11</p>	<p>10 6130 6135 6140 6150</p>  <p>AIR CONDITIONER</p>

SECTION NAME INDEX (ENGINE)

LO NO	SEC NO.	SECTION NAME	LO NO	SEC NO	SECTION NAME	LO NO	SEC NO.	SECTION NAME
1-C03	1000AA	SHORT & PARTIAL ENGINE (1600CC)	1-E06	1364AB	THROTTLE BODY (2000CC)	1-G11	1840AB	STARTER (2000CC)(MT)
1-D03	1000AB	SHORT & PARTIAL ENGINE (2000CC)	1-F06	1370AA	EMISSION CONTROL SYSTEM (INLET SIDE) (1600CC)	1-I11	1840AC	STARTER (2000CC)(AT)
1-E03	1005AA	ENGINE GASKET SETS (1600CC)	1-H06	1370AB	EMISSION CONTROL SYSTEM (INLET SIDE) (2000CC)	1-K11	1850A	BATTERY
1-F03	1005AB	ENGINE GASKET SETS (2000CC)	1-L06	1400AA	OIL PUMP & FILTER (1600CC)	1-L11	1910A	AUTOMATIC TRANSMISSION TORQUE CONVERTER, OIL PUMP & PIPINGS
1-G03	1010AA	CYLINDER HEAD & COVER (1600CC)	1-N06	1400AB	OIL PUMP & FILTER (2000CC)	1-E12	1920A	AUTOMATIC TRANSMISSION CASE & MAIN CONTROL SYSTEM
1-I03	1010AB	CYLINDER HEAD & COVER (2000CC)	1-D07	1500AA	COOLING SYSTEM (1600CC)	1-H12	1925A	AUTOMATIC TRANSMISSION CONTROL VALVE
1-L03	1030AA	CYLINDER BLOCK (1600CC)	1-H07	1500AB	COOLING SYSTEM (2000CC)	1-L12	1930A	AUTOMATIC TRANSMISSION CLUTCHE S & PLANETARY GEARS
1-M03	1030AB	CYLINDER BLOCK (2000CC)	1-L07	1580AA	BRACKET, PULLEY & BELT (1600CC)	1-D13	1940A	AUTOMATIC TRANSMISSION GOVERNO R, LOW & REVERSE PISTON
1-N03	1040AA	OIL PAN & TIMING COVER (1600CC)	1-N07	1580AB	BRACKET, PULLEY & BELT (2000CC)	1-G13	1950A	AUTOMATIC TRANSMISSION MANUAL LINKAGE SYSTEM
1-D04	1040AB	OIL PAN & TIMING COVER (2000CC)	1-C09	1600AA	CLUTCH DISC & COVER (1600CC)	1-I13	1960A	AUTOMATIC TRANSMISSION GASKET & SEAL KIT
1-E04	1100AA	PISTON, CRANKSHAFT & FLYWHEEL (1600CC)	1-D09	1600AB	CLUTCH DISC & COVER (2000CC)			
1-H04	1100AB	PISTON, CRANKSHAFT & FLYWHEEL (2000CC)	1-E09	1700AA	MANUAL TRANSMISSION CASE (1600CC)			
1-J04	1200AA	VALVE SYSTEM (1600CC)	1-G09	1700AB	MANUAL TRANSMISSION CASE (2000CC)			
1-L04	1200AB	VALVE SYSTEM (2000CC)	1-I09	1710AA	MANUAL TRANSMISSION GEARS (1600CC)			
1-C05	1300AA	INLET MANIFOLD (1600CC)	1-M09	1710AB	MANUAL TRANSMISSION GEARS (2000CC)			
1-D05	1300AB	INLET MANIFOLD (2000CC)	1-E10	1720AA	MANUAL TRANSMISSION CHANGE CON TROL SYSTEM (1600CC)			
1-E05	1310AA	EXHAUST MANIFOLD (1600CC)	1-G10	1720AB	MANUAL TRANSMISSION CHANGE CON TROL SYSTEM (2000CC)			
1-G05	1310AB	EXHAUST MANIFOLD (2000CC)	1-I10	1800AA	ENGINE ELECTRICAL SYSTEM (1600CC)			
1-H05	1320AA	FUEL SYSTEM	1-K10	1800AB	ENGINE ELECTRICAL SYSTEM (2000CC)			
1-I05	1325AA	FUEL DISTRIBUTOR (1600CC)	1-M10	1830AA	ALTERNATOR (1600CC)			
1-J05	1325AB	FUEL DISTRIBUTOR (2000CC)	1-C11	1830AB	ALTERNATOR (2000CC)			
1-L05	1330AA	AIR CLEANER (1600CC)	1-E11	1840AA	STARTER (1600CC)			
1-N05	1330AB	AIR CLEANER (2000CC)						
1-D06	1364AA	THROTTLE BODY (1600CC)						

SECTION NAME INDEX (CHASSIS)

LO NO	SEC NO	SECTION NAME	LO NO	SEC NO	SECTION NAME	LO NO	SEC NO	SECTION NAME
2-C03	2510AA	FRONT DRIVE SHAFTS (1600CC)(MT)	2-C08	3900AA	ENGINE & TRANSMISSION MOUNTING S (MANUAL TRANSMISSION) (1600CC)	2-L11	4360AB	BRAKE PIPINGS (W/O ANTILOCK BRAKE)(2000CC)(4-DOOR)
2-E03	2510AB	FRONT DRIVE SHAFTS (1600CC)(AT)	2-E08	3900AB	ENGINE & TRANSMISSION MOUNTING S (MANUAL TRANSMISSION) (2000CC)	2-D12	4360AC	BRAKE PIPINGS (W/O ANTILOCK BRAKE)(2000CC)(5-DOOR)
2-G03	2510AC	FRONT DRIVE SHAFTS (2000CC)(MT)	2-G08	3900BA	ENGINE & TRANSMISSION MOUNTING S (AUTOMATIC TRANSMISSION) (1600CC)	2-F12	4360BA	BRAKE PIPINGS (W/ANTILOCK BRAKE)(1600CC)
2-I03	2510AD	FRONT DRIVE SHAFTS (2000CC)(AT)	2-I08	3900BB	ENGINE & TRANSMISSION MOUNTING S (AUTOMATIC TRANSMISSION) (2000CC)	2-H12	4360BB	BRAKE PIPINGS (W/ANTILOCK BRAKE)(2000CC)(4-DOOR)
2-K03	2600AA	REAR AXLE (DRUM BRAKE)	2-K08	4000A	EXHAUST SYSTEM (1600CC)	2-K12	4360BC	BRAKE PIPINGS (W/ANTILOCK BRAKE)(2000CC)(5-DOOR)
2-L03	2600AB	REAR AXLE (DISC BRAKE)(4-DOOR)	2-M08	4000B	EXHAUST SYSTEM (2000CC)	2-M12	4370A	ANTILOCK BRAKE SYSTEM
2-M03	2600AC	REAR AXLE (DISC BRAKE)(5-DOOR)(W/O ANTILOCK BRAKE)	2-C09	4140A	CLUTCH RELEASE & MASTER CYLINDERS (MANUAL TRANSMISSION)	2-N12	4460A	PARKING BRAKE SYSTEM
2-N03	2600AD	REAR AXLE (DISC BRAKE)(5-DOOR)(W/ANTILOCK BRAKE)	2-F09	4145AA	CLUTCH PIPINGS (MANUAL TRANSMISSION) (1600CC)	2-D13	4500A	FUEL PIPINGS
2-C04	2610AA	REAR BRAKE MECHANISMS (DRUM BRAKE)	2-G09	4145AB	CLUTCH PIPINGS (MANUAL TRANSMISSION) (2000CC)	2-F13	4600A	CHANGE CONTROL SYSTEM (MANUAL TRANSMISSION)
2-E04	2610AB	REAR BRAKE MECHANISMS (DISC BRAKE)	2-H09	4160A	ACCELERATOR CONTROL SYSTEM	2-G13	4600B	CHANGE CONTROL SYSTEM (AUTOMATIC TRANSMISSION)
2-G04	2700A	FRONT DIFFERENTIALS (MT)	2-J09	4200A	FUEL TANK			
2-J04	2700B	FRONT DIFFERENTIALS (AT)	2-F10	4210A	FUEL LID OPENER (4-DOOR)			
2-L04	2800A	REAR SUSPENSION MECHANISMS	2-H10	4210AA	FUEL LID OPENER (5-DOOR)			
2-D05	2810A	REAR STABILIZER	2-I10	4300A	CLUTCH & BRAKE PEDALS (MANUAL TRANSMISSION)			
2-E05	3200A	STEERING WHEEL	2-K10	4300B	BRAKE PEDALS (AUTOMATIC TRANSMISSION)			
2-K05	3210A	STEERING COLUMN & SHAFTS	2-L10	4340A	BRAKE MASTER CYLINDER & POWER BRAKE (W/O ANTILOCK BRAKE)(4-DOOR)			
2-L05	3220A	STEERING GEAR	2-C11	4340AA	BRAKE MASTER CYLINDER & POWER BRAKE (W/O ANTILOCK BRAKE)(5-DOOR)			
2-C06	3240AA	POWER STEERING SYSTEM (1600CC)	2-E11	4340B	BRAKE MASTER CYLINDER & POWER BRAKE (W/ANTILOCK BRAKE)(4-DOOR)			
2-G06	3240AB	POWER STEERING SYSTEM (2000CC)	2-H11	4340BA	BRAKE MASTER CYLINDER & POWER BRAKE (W/ANTILOCK BRAKE)(5-DOOR)			
2-K06	3300A	FRONT AXLE	2-J11	4360AA	BRAKE PIPINGS (W/O ANTILOCK BRAKE)(1600CC)			
2-M06	3310AA	FRONT BRAKE MECHANISMS (1600CC)						
2-N06	3310AB	FRONT BRAKE MECHANISMS (2000CC)						
2-D07	3400A	FRONT SUSPENSION MECHANISMS						
2-G07	3410A	CROSSMEMBER & STABILIZER						
2-H07	3700A	TIRES & JACK						

SECTION NAME INDEX (BODY)

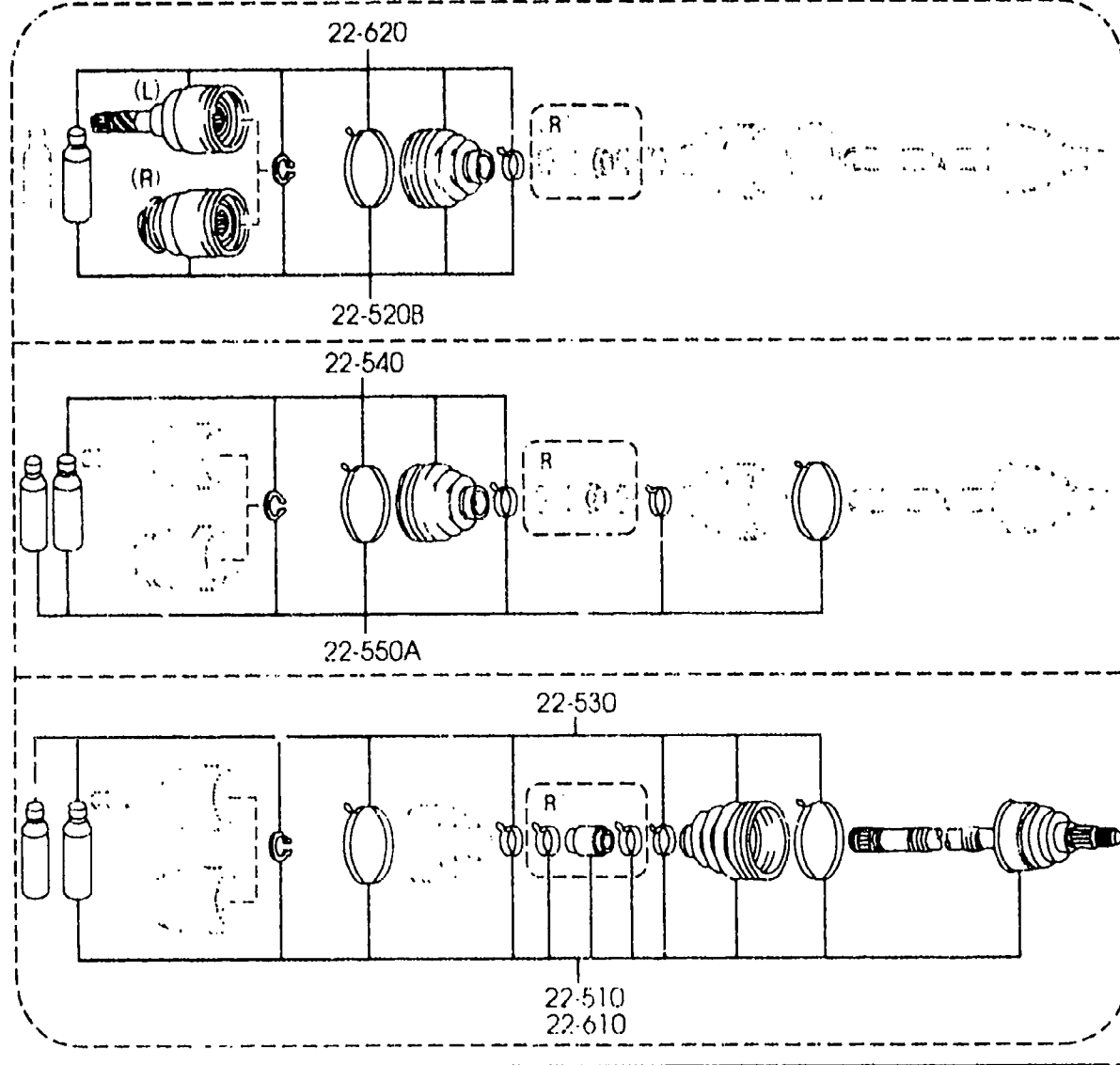
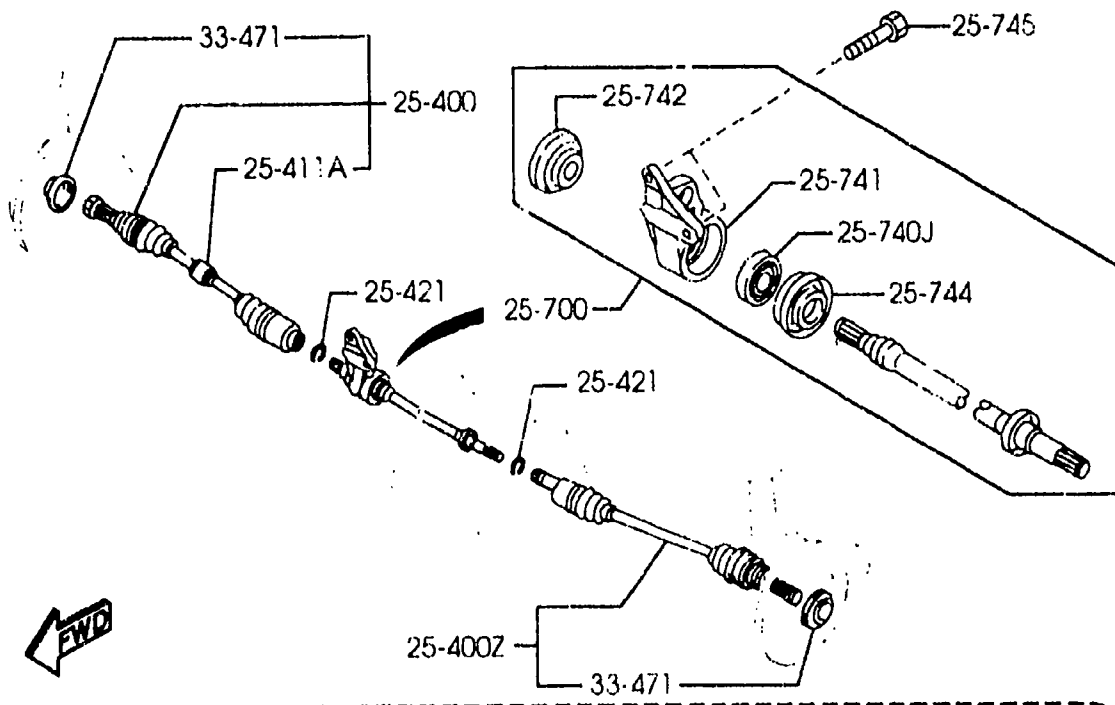
LO NO	SEC NO	SECTION NAME	LO NO	SEC NO	SECTION NAME	LO NO	SEC NO	SECTION NAME
3-C03	0900A	KEY SETS (4-DOOR)	3-C07	5170A	ORNAMENTS (4-DOOR)	3-I12	5560A	DASHBOARD & RELATED PARTS
3-F03	0900AA	KEY SETS (5-DOOR)	3-E07	5170AA	ORNAMENTS (5-DOOR)	3-L12	5570A	CONSOLE
3-H03	5000A	FRONT BUMPER (4-DOOR)	3-F07	5180A	COWL & EXTRACTOR GRILLES (4-DOOR)	3-D13	5580A	VENTILATOR
3-L03	5000AA	FRONT BUMPER (5-DOOR)	3-H07	5180B	COWL & EXTRACTOR GRILLES (5-DOOR)	3-F13	5700A	FRONT SEATS (4-DOOR)
3-N03	5005A	RADIATOR GRILLE (4-DOOR)	3-J07	5230A	BONNET	3-N14	5700B	FRONT SEATS (5-DOOR)
3-D04	5005AA	RADIATOR GRILLE (5-DOOR)	3-L07	5260A	TRUNK LID (4-DOOR)	3-I15	5750A	REAR SEATS (4-DOOR)
3-E04	5010A	REAR BUMPER (4-DOOR)	3-N07	5310A	FRONT PANELS	3-F16	5750B	REAR SEATS (5-DOOR)
3-G04	5010B	REAR BUMPER (5-DOOR)	3-C08	5320A	FENDER & WHEEL APRON PANELS (4-DOOR)	3-J16	5790A	SEAT BELTS (4-DOOR)
3-I04	5030A	WINDOW MOULDINGS (4-DOOR)	3-G08	5320AA	FENDER & WHEEL APRON PANELS (5-DOOR)	3-M16	5790B	SEAT BELTS (5-DOOR)
3-J04	5030B	WINDOW MOULDINGS (5-DOOR)	3-K08	5330A	DASH & COWL PANELS	4-C03	5795A	AIR BAG
3-K04	5040A	BODY MOULDINGS (4-DOOR)	3-L08	5340A	SIDE PANELS (4-DOOR)	4-E03	5800A	FRONT DOORS
3-M04	5040B	BODY MOULDINGS (5-DOOR)	3-E09	5340B	SIDE PANELS (5-DOOR)	4-H03	5830A	FRONT DOOR MECHANISMS (4-DOOR)
3-H05	5060A	SIDE PROTECTORS (4-DOOR)	3-J09	5360A	ROOF PANELS (4-DOOR)	4-N03	5830AA	FRONT DOOR MECHANISMS (5-DOOR)
3-K05	5060AA	SIDE PROTECTORS (5-DOOR)	3-K09	5360B	ROOF PANELS (5-DOOR)	4-F04	5840A	FRONT DOOR TRIMS & RELATED PARTS (4-DOOR)
3-M05	5100A	HEAD LAMPS (4-DOOR)	3-M09	5370A	FLOOR PANELS (4-DOOR)	4-N04	5840AA	FRONT DOOR TRIMS & RELATED PARTS (5-DOOR)
3-N05	5100B	HEAD LAMPS (5-DOOR)	3-D10	5370B	FLOOR PANELS (5-DOOR)	4-C06	6100A	HEATER
3-C06	5105A	FRONT COMBINATION LAMPS (4-DOOR)	3-G10	5380A	FLOOR ATTACHMENT (HOLE COVERS) (4-DOOR)	4-E06	6110A	HEATER UNIT COMPONENTS
3-F06	5105B	FRONT COMBINATION LAMPS (5-DOOR)	3-I10	5380B	FLOOR ATTACHMENT (HOLE COVERS) (5-DOOR)	4-G06	6115A	HEATER CONTROL COMPONENTS
3-G06	5110A	REAR COMBINATION LAMPS (4-DOOR)	3-K10	5390A	FLOOR ATTACHMENT (4-DOOR)	4-I06	6120A	HEATER BLOWER COMPONENTS
3-I06	5110B	REAR COMBINATION LAMPS (5-DOOR)	3-N10	5390B	FLOOR ATTACHMENT (5-DOOR)	4-J06	6130A	AIR CONDITIONER
3-J06	5120A	LICENSE LAMPS	3-C12	5500A	DASHBOARD EQUIPMENTS	4-C07	6135A	AIR CONDITIONING COOLING PIPE O-RING
3-L06	5125A	INTERIOR LAMPS (W/O SUNROOF)	3-E12	5520A	METER HOOD	4-D07	6140A	AIR CONDITIONING COMPRESSOR COMPONENTS (1600CC)
3-M06	5125B	INTERIOR LAMPS (W/SUNROOF)	3-F12	5540AA	METER SET & METER COMPONENTS (4-DOOR)(W/O TACHOMETER)	4-E07	6140B	AIR CONDITIONING COMPRESSOR COMPONENTS (2000CC)
3-N06	5130A	OVERHEAD CONSOLE (W/SUNROOF)	3-G12	5540AB	METER SET & METER COMPONENTS (4-DOOR)(W/TACHOMETER)	4-F07	6150A	AIR CONDITIONING COOLING UNIT
			3-H12	5540B	METER SET & METER COMPONENTS (5-DOOR)	4-H07	6200A	LIFT GATE (5-DOOR)
						4-I07	6230A	LIFT GATE MECHANISMS (5-DOOR)

SECTION NAME INDEX (BODY)

LO NO	SEC NO	SECTION NAME	LO NO	SEC NO	SECTION NAME	LO NO	SEC NO	SECTION NAME
4-J07	6300A	WINDOW GLASSES (4-DOOR)	4-L11	6703AA	DOOR, FLOOR & CEILING WIRING H ARNESSES (5-DOOR)	5-E03	7800AA	SPOILERS & RELATED PARTS (5-DOOR)
4-K07	6300B	WINDOW GLASSES (5-DOOR)	4-M11	6704A	WIRING HARNESS CLAMPS (4-DOOR)			
4-M07	6330A	SUNROOF (4-DOOR)	4-D12	6704AA	WIRING HARNESS CLAMPS (5-DOOR)			
4-D08	6330B	SUNROOF (5-DOOR)	4-E12	6720A	WINDSHIELD WASHER (4-DOOR)			
4-G08	6600AA	ENGINE SWITCHES & RELAYS (1600CC)	4-H12	6720AA	WINDSHIELD WASHER (5-DOOR)			
4-K08	6600AB	ENGINE SWITCHES & RELAYS (2000CC)	4-K12	6730A	WINDSHIELD WIPERS			
4-C09	6610A	DASHBOARD SWITCHES	4-M12	6750A	WINDOW WIPER & WASHER (REAR) (5-DOOR)			
4-D09	6611A	COMBINATION SWITCH	4-C13	6800A	CEILING TRIMS (4-DOOR)			
4-E09	6620A	DOOR SWITCH & HORNS	4-E13	6800B	CEILING TRIMS (5-DOOR)			
4-F09	6630A	BODY RELAYS & UNIT (4-DOOR)	4-G13	6820A	PILLAR TRIMS (4-DOOR)			
4-G09	6630B	BODY RELAYS & UNIT (5-DOOR)	4-J13	6820B	PILLAR TRIMS (5-DOOR)			
4-H09	6640A	AUTO CRUISE CONTROL SYSTEM	4-M13	6840A	TRIMS & SCUFF PLATES (4-DOOR)			
4-K09	6680A	AUDIO SYSTEMS (RADIO & TAPE DE CK) (4-DOOR)	4-E14	6840B	TRIMS & SCUFF PLATES (5-DOOR)			
4-E10	6680AA	AUDIO SYSTEMS (RADIO & TAPE DE CK) (5-DOOR)	4-H14	6850A	LUGGAGE COVER (5-DOOR)			
4-F10	6682A	AUDIO SYSTEMS (ANTENNA & SPEAK ER) (4-DOOR)	4-I14	6860A	FLOOR MATS & PADS (4-DOOR)			
4-G10	6682AA	AUDIO SYSTEMS (ANTENNA & SPEAK ER) (5-DOOR)	4-L14	6860B	FLOOR MATS & PADS (5-DOOR)			
4-110	6700A	FRONT & REAR WIRING HARNESSES (4-DOOR)	4-N14	6870A	SERVICE TOOLS			
4-L10	6700B	FRONT & REAR WIRING HARNESSES (5-DOOR)	4-C15	6900A	SUN VISORS, ASSIST HANDLES & M IRRORS (4-DOOR)			
4-C11	6701AA	ENGINE & TRANSMISSION WIRING H ARNESSES (1600CC)	4-H15	6900AA	SUN VISORS, ASSIST HANDLES & M IRRORS (5-DOOR)			
4-F11	6701AB	ENGINE & TRANSMISSION WIRING H ARNESSES (2000CC)	4-K15	6930A	CAUTION PLATES & LABELS			
4-111	6702A	DASHBOARD WIRING HARNESSES	4-N15	7200A	REAR DOORS			
4-K11	6703A	DOOR, FLOOR & CEILING WIRING H ARNESSES (4-DOOR)	4-F16	7230A	REAR DOOR MECHANISMS			
			4-K16	7240A	REAR DOOR TRIMS & RELATED PART S			
			5-C03	7800A	SPOILERS & RELATED PARTS (4-DOOR)			

2510AA FRONT DRIVE SHAFTS
(1600CC)(MT)

2510AA-1 FRONT DRIVE SHAFTS
(1600CC)(MT)



PART NO.	QTY	MODEL/RESTRICTION	MODEL/RESTRICTION	MODEL/RESTRICTION	FROM-TO
22-510 FA58-22-510A	1	JOINT SET(R), OUTER	JEU, JOINT EXT.(D)		
22-520B FA51-22-520	1	JOINT SET(R), INNER	JEU, JOINT INT.(D)		
22-530 FA50-22-530	2	BOOT SET, OUTER JOINT	JEU CACHES		
22-540 F061-22-540	2	BOOT SET, INNER JOINT	JEU CACHES		
22-550A FA50-22-550	2	CLIP SET, DRIVE SHAFT	JEU D'ATTACHES		
22-610 FA60-22-610A	1	JOINT SET(L), OUTER	JEU, JOINT EXT.(G)		
22-620 FA60-22-620	1	JOINT SET(L), INNER	JEU, JOINT INT.(G)		
25-400 FA58-25-50X FA78-25-50X	1	SHAFT(R), DRIVE (W/A. LOCK BRAKE) (W/O A. LOCK BRAKE)	DEMI-ARBRE(D) (SYST ANTIBLOC) (S/SYST ANTIBLOC)		
25-400Z FA60-25-60X FA60-25-600	1	SHAFT(L), DRIVE (W/A. LOCK BRAKE) (W/O A. LOCK BRAKE)	DEMI-ARBRE(G) (SYST ANTIBLOC) (S/SYST ANTIBLOC)		
25-411A F065-25-411	1	DAMPER, DYNAMIC	AMORTISSEUR, DYNAMIQU		
25-421 F002-25-421 3054-25-421	1	CLIP (FOR LEFT SIDE) (FOR RIGHT SIDE)	ATTACHE		
25-700 FA56-25-700	1	SHAFT, JOINT	ARBRE, JOINT		
25-740J		BEARING, BALL	ROULEMENT A BILLES		

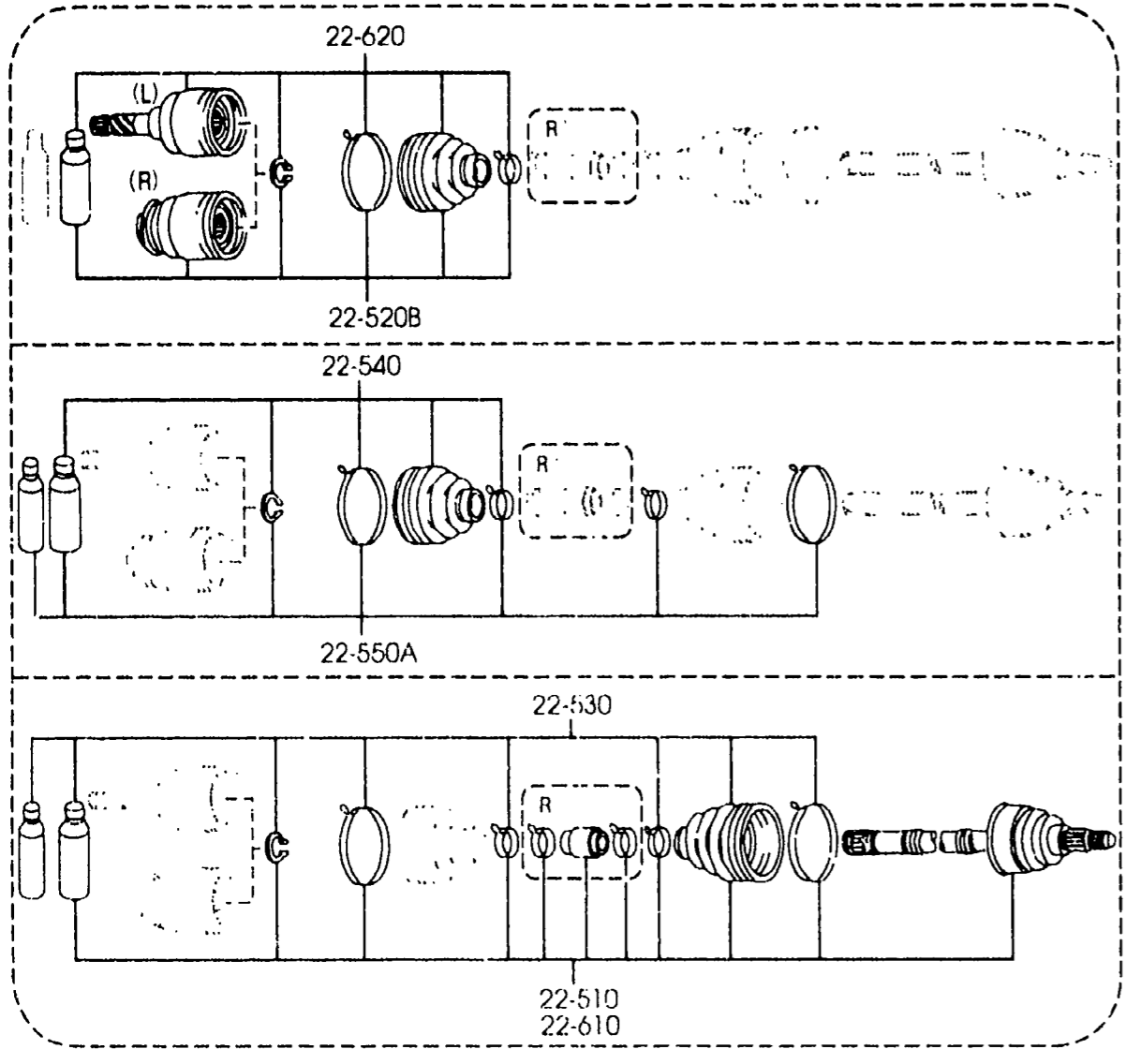
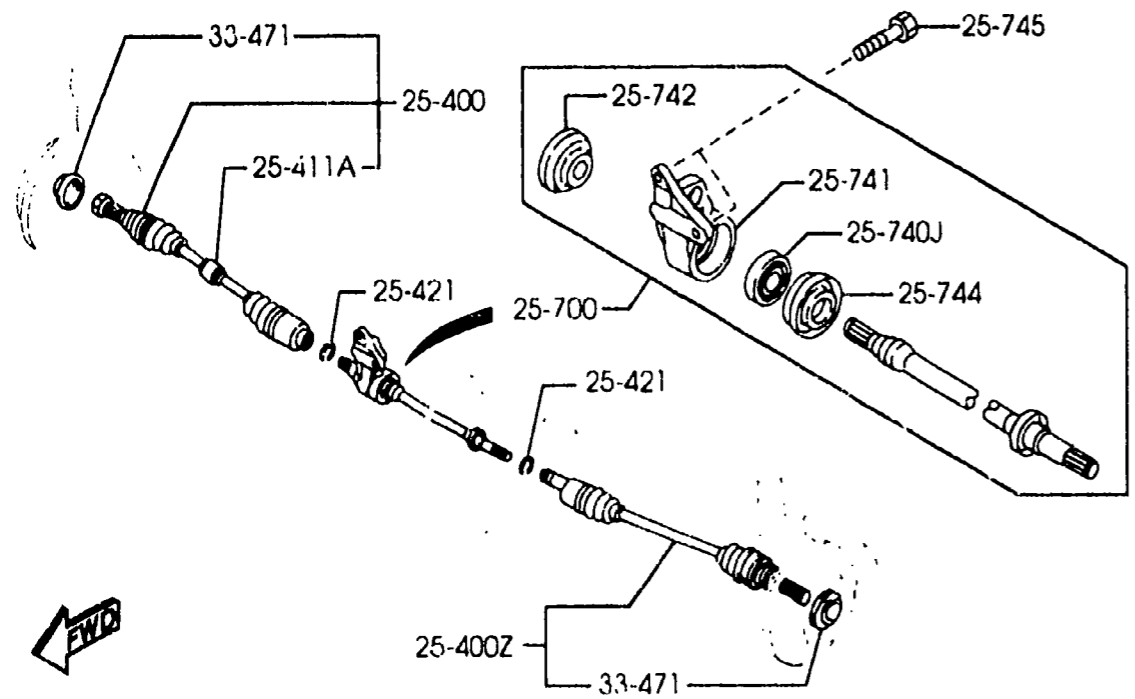
AUBA09

(2B12510)

CAT. AUBA09-02

2001-07

2510AA FRONT DRIVE SHAFTS
(1600CC)(MT)

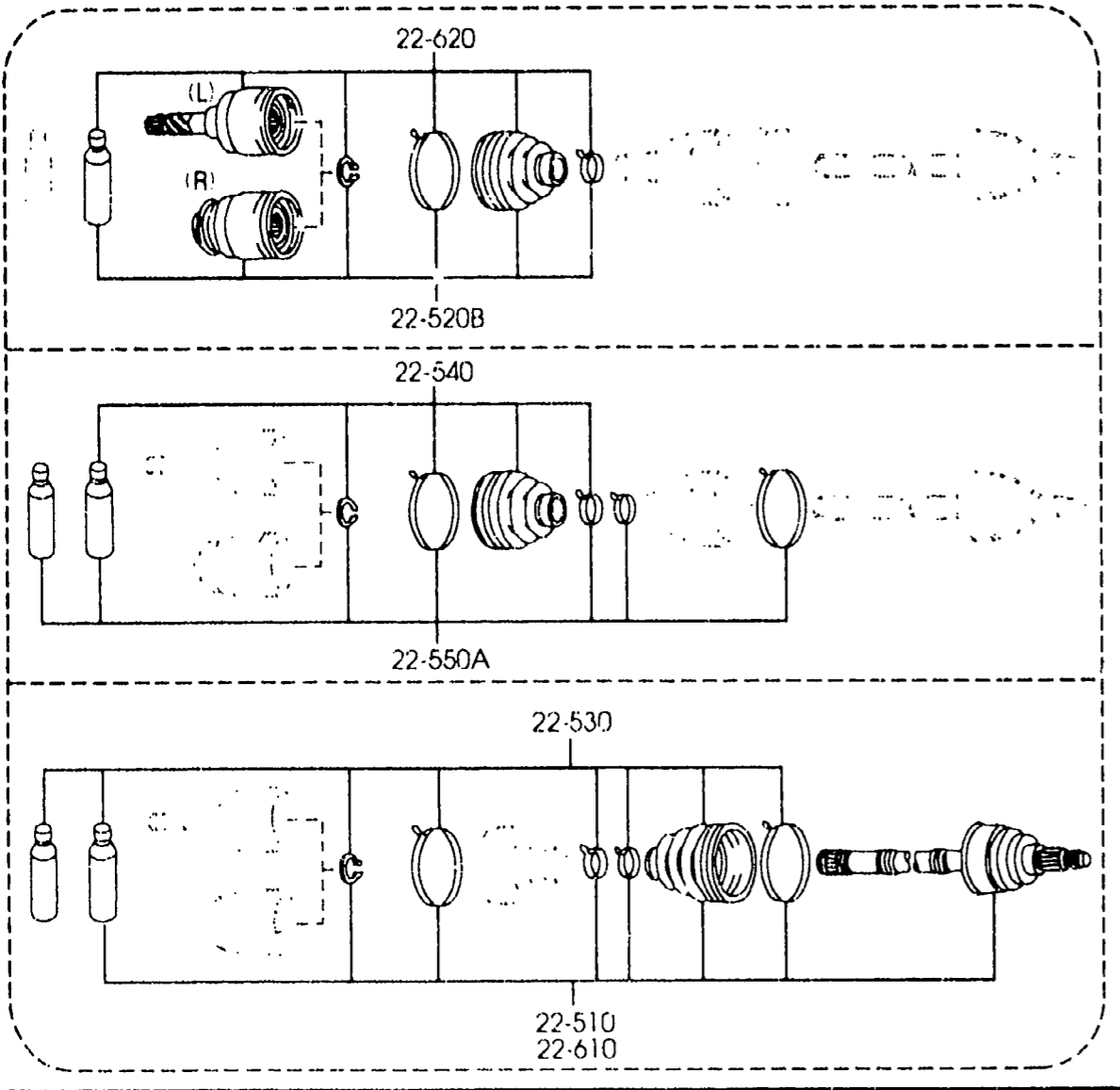
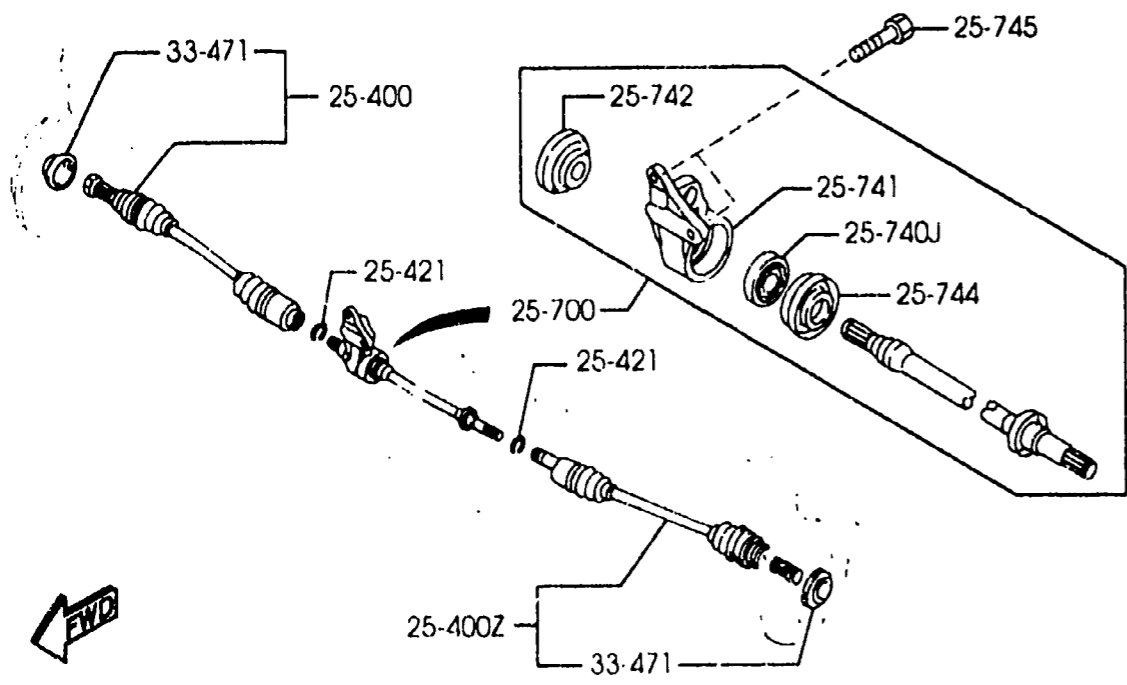


2510AA-2 * FRONT DRIVE SHAFTS
(1600CC)(MT)

PART NO.	QTY	MODEL/RESTRICTION	MODEL/RESTRICTION	MODEL/RESTRICTION	FROM-TO
CONT'D 99606-82064	1				
25-741	1	BRACKET, SHAFT JOINT	SUPPORT		
FA56-25-741	1				
25-742	1	SEAL, DUST	CACHE-POUSSIERE		
G003-25-742A	1				
25-744	1	SEAL, DUST	CACHE-POUSSIERE		
G003-25-744A	1				
25-745	2	BOLT, REAMER	BOULON		
F001-25-745	2				
33-471	2	ROTOR, SENSOR-FRT A. B (W/A. LOCK BRAKE)	ROTOR, SENSOR-AVANT. (SYST ANTIBLOC)		
B25D-33-471	2				

2510AB FRONT DRIVE SHAFTS
(1600CC)(AT)

2510AB-1 FRONT DRIVE SHAFTS
(1600CC)(AT)



PART NO.	QTY	MODEL/RESTRICTION	MODEL/RESTRICTION	MODEL/RESTRICTION	FROM-TO
22-510 FA52-22-510	1	JOINT SET(R), OUTER	JEU, JOINT EXT.(D)		
22-520B FA51-22-520	1	JOINT SET(R), INNER	JEU, JOINT INT.(D)		
22-530 FA50-22-530	2	BOOT SET, OUTER JOINT	JEU CACHES		
22-540 F061-22-540	2	BOOT SET, INNER JOINT	JEU CACHES		
22-550A FA50-22-550	2	CLIP SET, DRIVE SHAFT	JEU D'ATTACHES		
22-610 FA50-22-610A	1	JOINT SET(L), OUTER	JEU, JOINT EXT.(G)		
22-620 FA51-22-620	1	JOINT SET(L), INNER	JEU, JOINT INT.(G)		
25-400 FA52-25-50X FA52-25-500	1 1	SHAFT(R), DRIVE (W/A. LOCK BRAKE) (W/O A. LOCK BRAKE)	DEMI-ARBRE(D) (SYST ANTIBLOC) (S/SYST ANTIBLOC)		
25-400Z FA50-25-60XB FA50-25-600B	1 1	SHAFT(L), DRIVE (W/A. LOCK BRAKE) (W/O A. LOCK BRAKE)	DEMI-ARBRE(G) (SYST ANTIBLOC) (S/SYST ANTIBLOC)		
25-421 G003-25-421 G054-25-421	1 1	CLIP (FOR LEFT SIDE) (FOR RIGHT SIDE)	ATTACHE		
25-700 FA57-25-700	1	SHAFT, JOINT	ARBRE, JOINT		
25-740J 99606-82064	1	BEARING, BALL	ROULEMENT A BILLES		
25-741		BRACKET, SHAFT JOINT	SUPPORT		

AUBA09

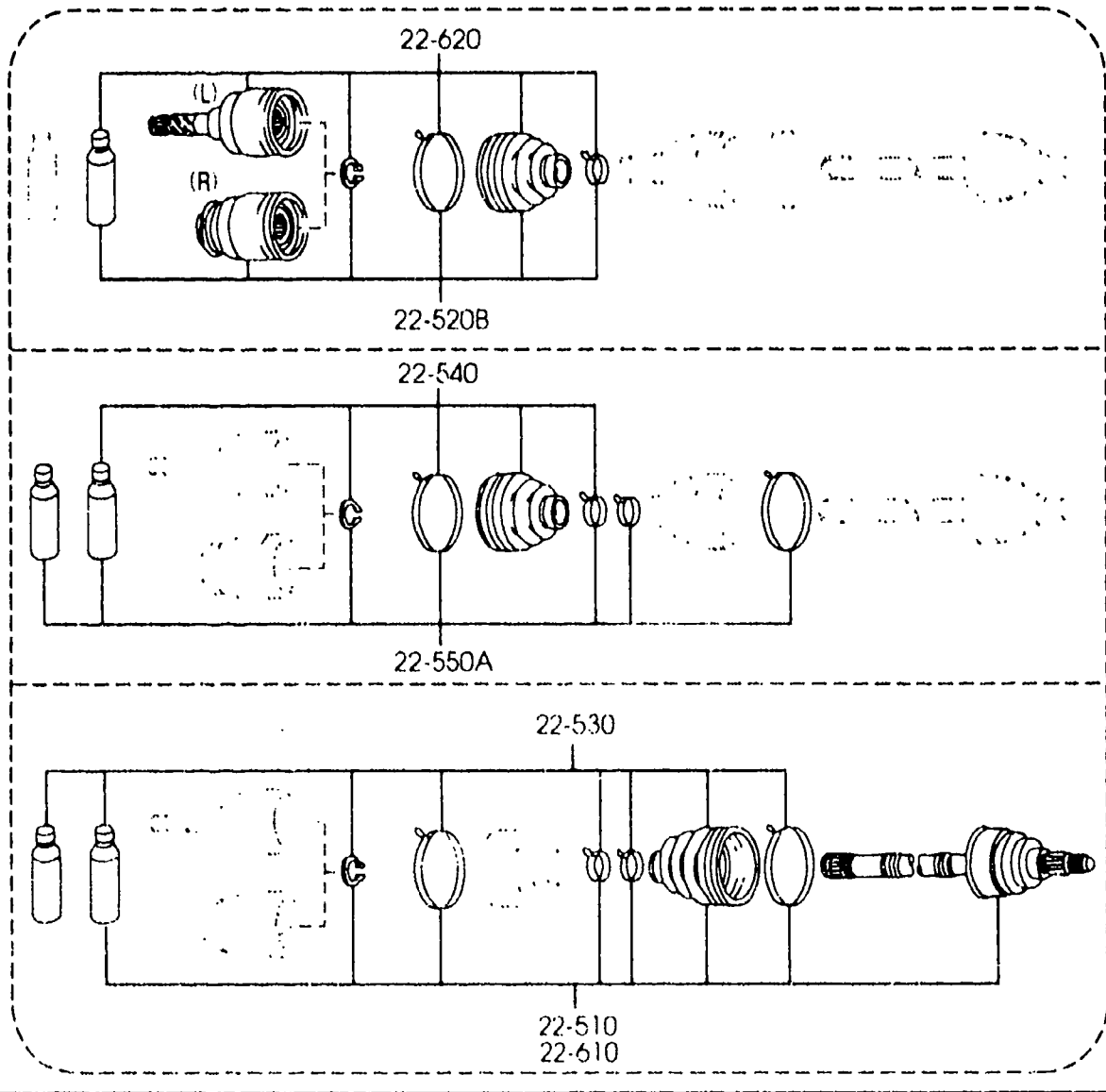
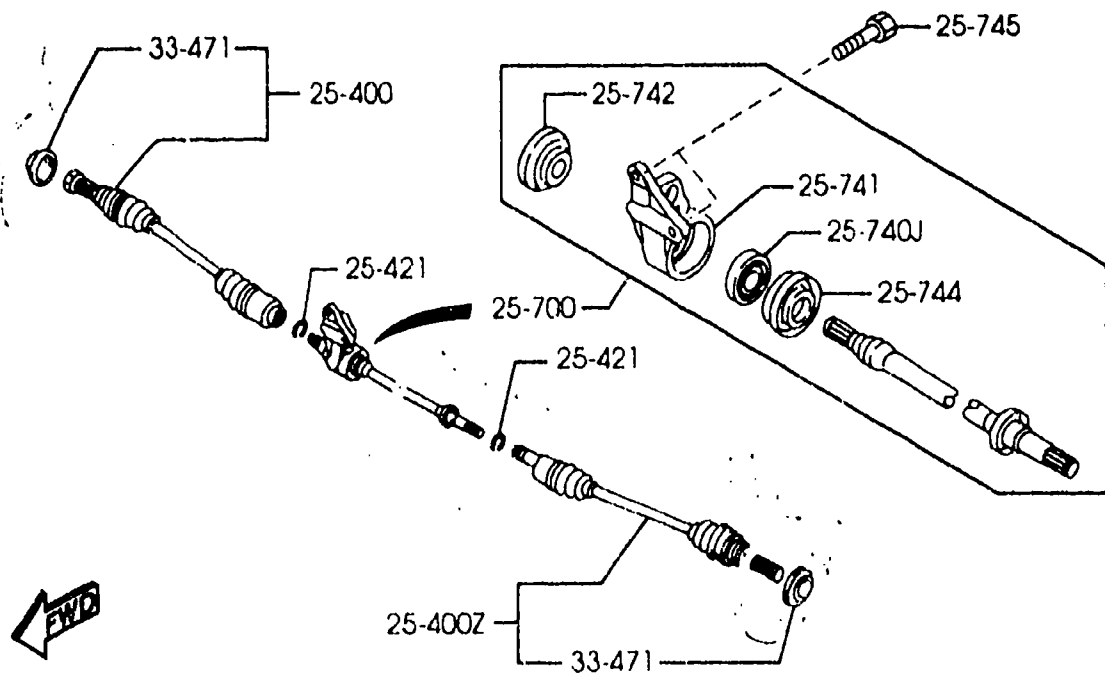
(2B39340)

CAT. AUBA09-02

2001-07

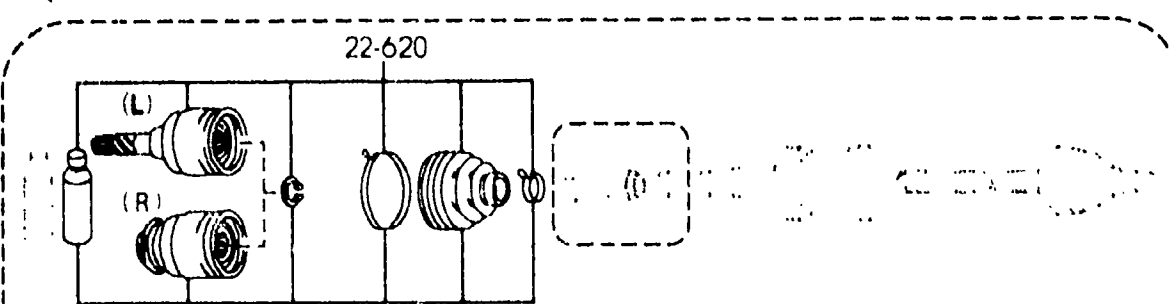
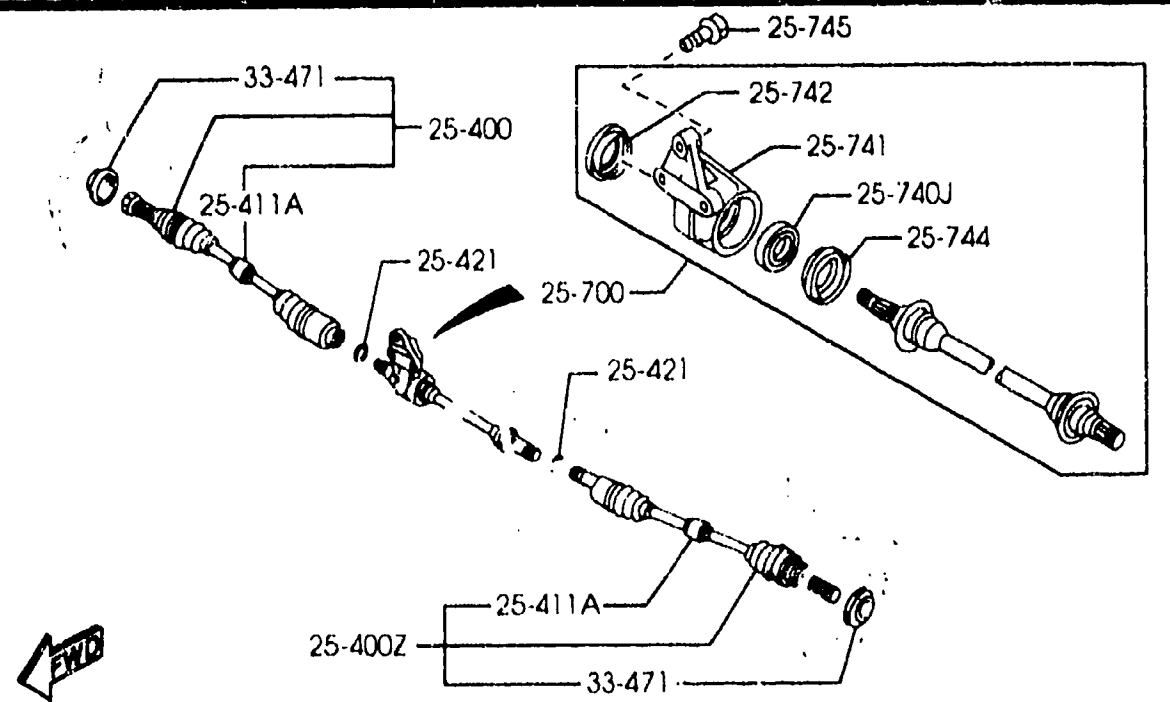
2510AB FRONT DRIVE SHAFTS
(1600CC)(AT)

2510AB-2 * FRONT DRIVE SHAFTS
(1600CC)(AT)

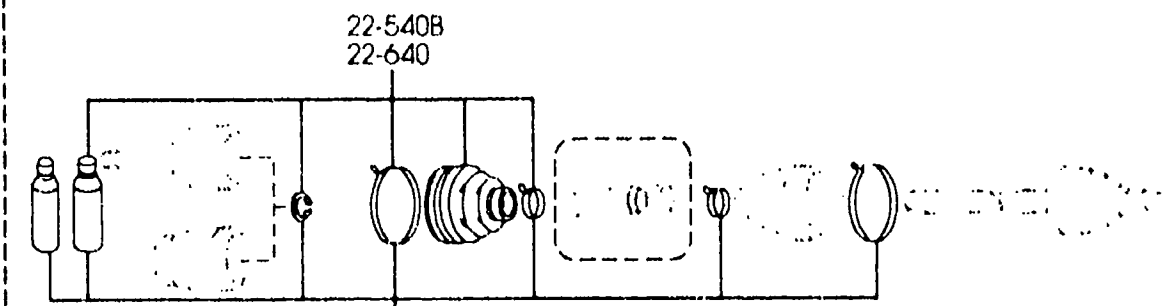


PART NO.	QTY	MODEL/RESTRICTION	MODEL/RESTRICTION	MODEL/RESTRICTION	FROM-TO
CONT'D FA57-25-741	1				
25-742		SEAL, DUST	CACHE-POUSSIERE		
G003-25-742A	1				
25-744		SEAL, DUST	CACHE-POUSSIERE		
G003-25-744A	1				
25-745		BOLT, REAMER	BOULON		
F001-25-745	2				
33-471		ROTOR, SENSOR-FRT A.B	ROTOR, SENSOR-AVANT.		
B25D-33-471	2	(W/A. LOCK BRAKE)	(SYST ANTIBLOC)		

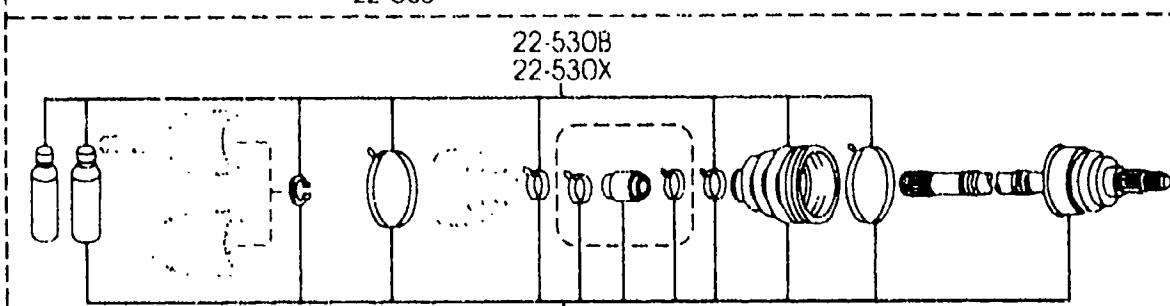
2510AC FRONT DRIVE SHAFTS
(2000CC)(MT)



22-620



22-520B
22-540B
22-640



22-550B
22-650
22-530B
22-530X

22-510
22-610

2510AC-1 FRONT DRIVE SHAFTS
(2000CC)(MT)

PART NO.	QTY	MODEL/RESTRICTION	MODEL/RESTRICTION	MODEL/RESTRICTION	FROM-TO
22-510 FA61-22-510A	1	JOINT SET(R), OUTER	JEU, JOINT EXT.(D)		
22-520B FA51-22-520	1	JOINT SET(R), INNER	JEU, JOINT INT.(D)		
22-530B FA21-22-530A	1	BOOT SET(R), OUT. JOINT	JEU COFFRE BAGAGE, JOINT INT E		
22-530X FD51-22-530	1	BOOT SET(L), OUT. JOINT	JEU COFFRE BAGAGE, JOINT INT E		
22-540B F061-22-540	1	BOOT SET(R), INN. JOINT	JEU SOUFFLET(D), JOINT INT		
22-550B FZ11-22-550	1	CLIP SET(R), DRIVE SHAFT	JEU COLLFER(D), ARBRE COMM		
22-610 GD23-22-610B	1	JOINT SET(L), OUTER	JEU, JOINT EXT.(G)		
22-620 GD23-22-620	1	JOINT SET(L), INNER	JEU, JOINT INT.(G)		
22-640 FD51-22-540	1	BOOT SET(L), INN. JOINT	JEU SOUFFLET(G), JOINT INT		
22-650 FD51-22-550	1	CLIP SET(L), DRIVE SHAFT	JEU COLLIER(G), ARBRE COMM		
25-400 FA61-25-50X FA71-25-50X	1 1	SHAFT(R), DRIVE (W/A. LOCK BRAKE) (W/O A. LOCK BRAKE)	DEMI-ARBRE(D)		
25-400Z GD23-25-60XC GD24-25-60XA	1 1	SHAFT(L), DRIVE (W/A. LOCK BRAKE) (W/O A. LOCK BRAKE)	DEMI-ARBRE(G)		
25-411A F065-25-411	2	DAMPER, DYNAMIC	AMORTISSEUR, DYNAMIQUE		

AUBA09

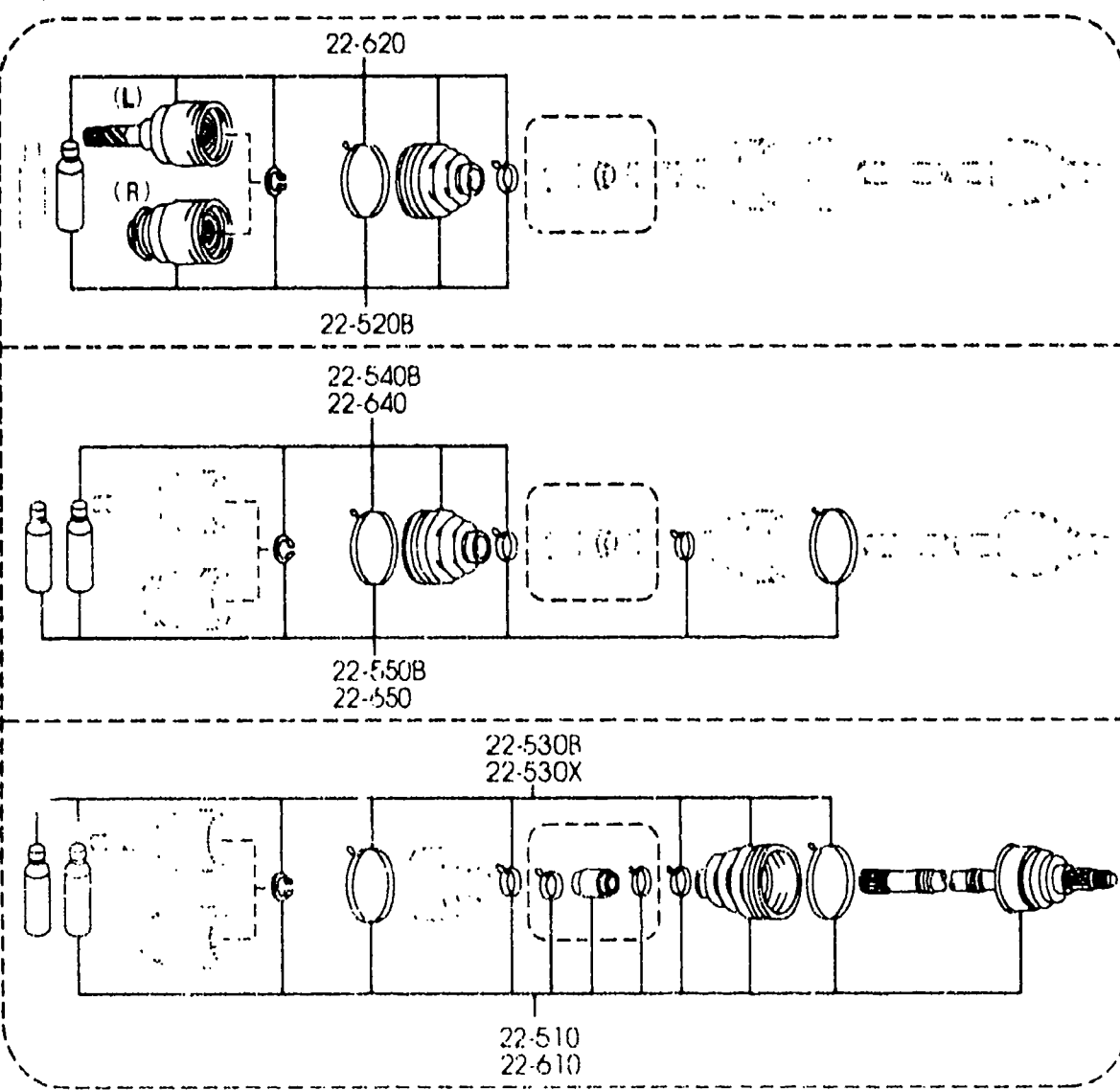
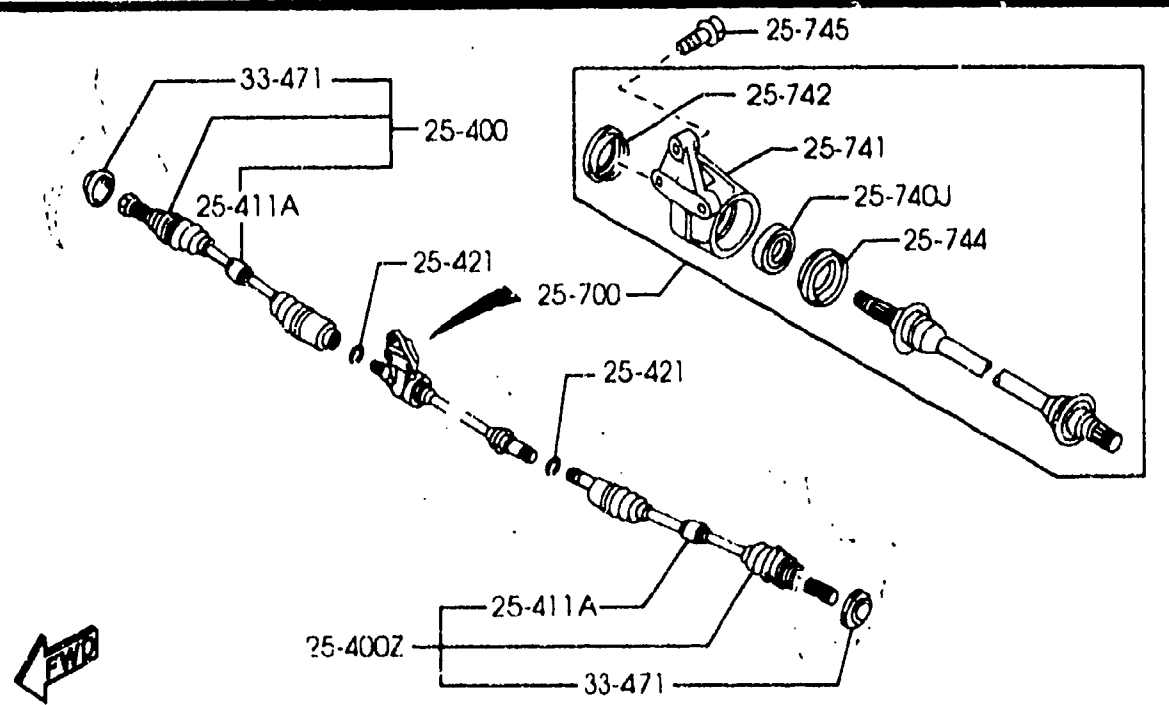
(2B40960)

CAT. AUBA09-02

2001-07

2510AC FRONT DRIVE SHAFTS
(2000CC)(MT)

2510AC-2 * FRONT DRIVE SHAFTS
(2000CC)(MT)



AUBA09

(2B40960)

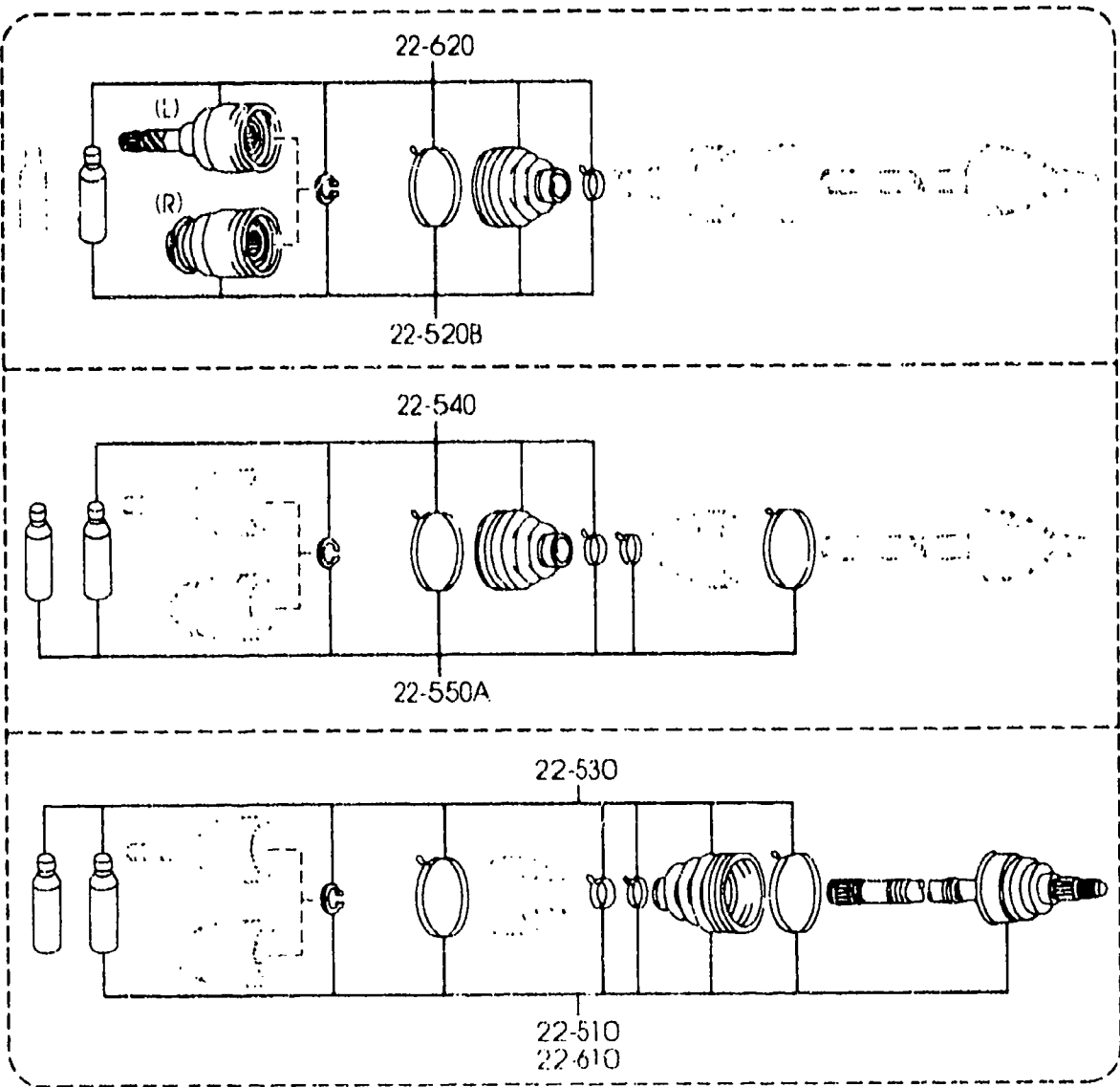
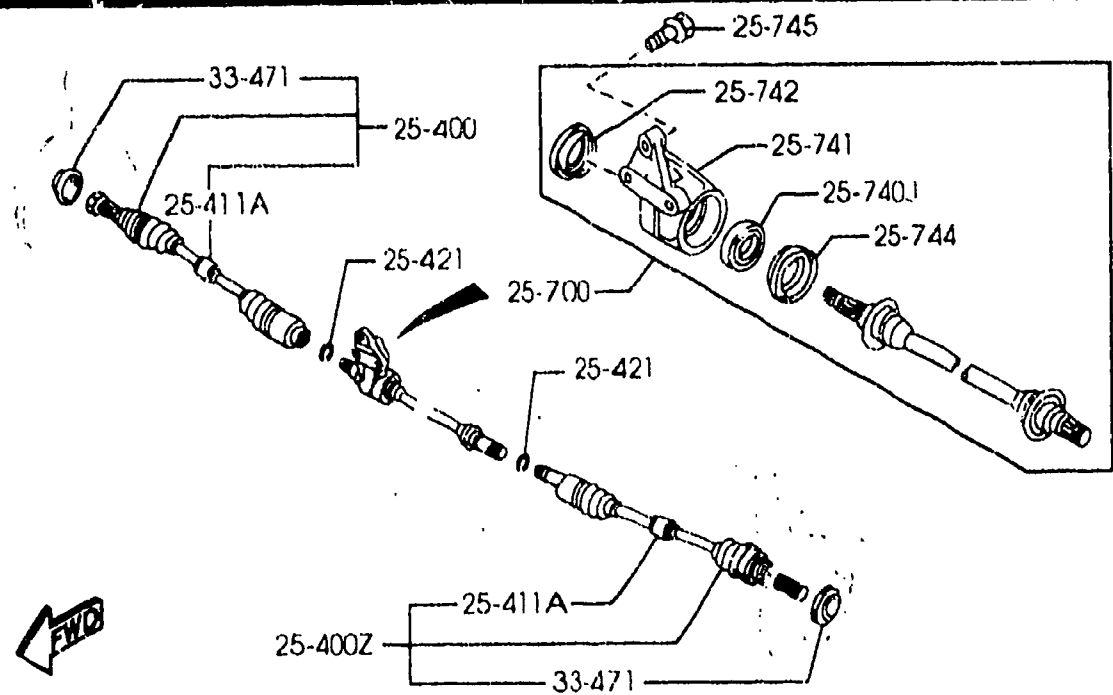
PART NO.	QTY	MODEL/RESTRICTION	MODEL/RESTRICTION	MODEL/RESTRICTION	FROM-TO
25-421		CLIP	ATTACHE		
G054-25-421	2				
25-700		SHAFT, JOINT	ARBRE, JOINT		
GA15-25-700B	1				
25-740J		BEARING, BALL	ROULEMENT A BILLES		
99606-82064	1				
25-741		BRACKET, SHAFT JOINT	SUPPORT		
G560-25-741A	1				
25-742		SEAL, DUST	CACHE-POUSSIERE		
G003-25-742A	1				
25-744		SEAL, DUST	CACHE-POUSSIERE		
G003-25-744A	1				
25-745		BOLT, REAMER	BOULON		
F001-25-745	3				
33-471		ROTOR, SENSOR-FRT A. B	ROTOR, SENSOR-AVANT.		
825D-33-471	2	(W/A. LOCK BRAKE)			

CAT. AUBA09-G2

2001-07

2510AD FRONT DRIVE SHAFTS
(2000CC)(AT)

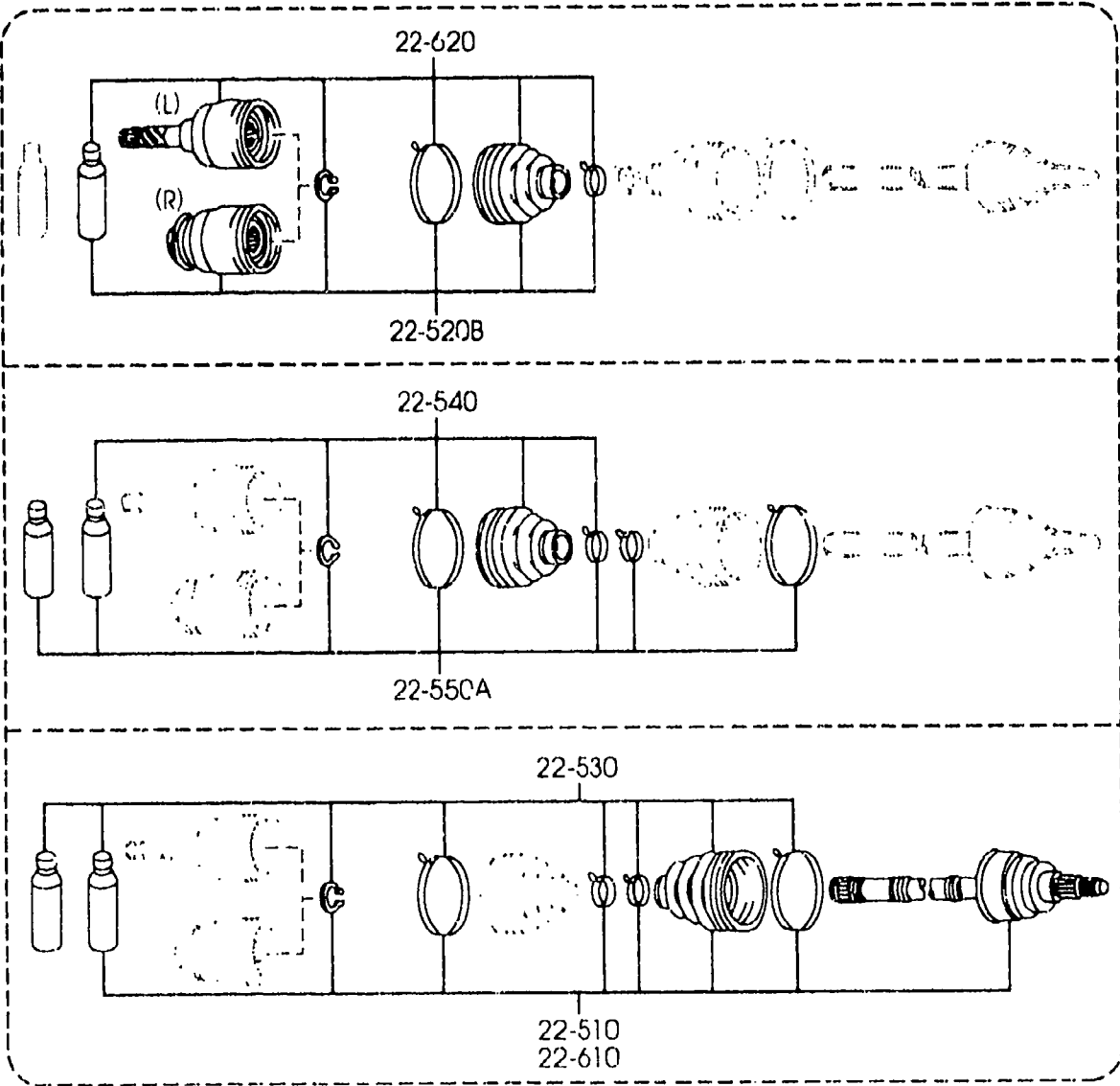
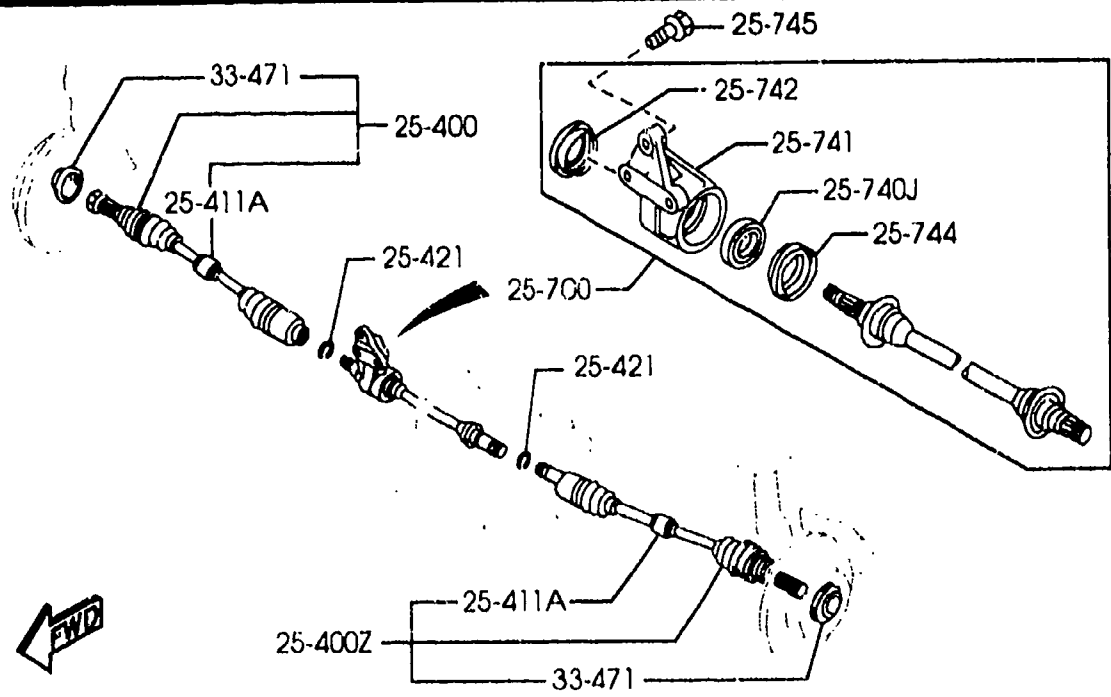
2510AD-1 FRONT DRIVE SHAFTS
(2000CC)(AT)



PART NO.	QTY	MODEL/RESTRICTION	MODEL/RESTRICTION	MODEL/RESTRICTION	FROM-TO
22-510		JOINT SET(R), OUTER	JEU, JOINT EXT.(D)		
FA53-22-510	1				
22-520B		JOINT SET(R), INNER	JEU, JOINT INT.(D)		
FA52-22-520	1				
22-530		BOOT SET, OUTER JOINT	JEU CACHES		
FA51-22-530	2				
22-540		BOOT SET, INNER JOINT	JEU CACHES		
F061-22-540	2				
22-550A		CLIP SET, DRIVE SHAFT	JEU D'ATTACHES		
FA51-22-550	2				
22-610		JOINT SET(L), OUTER	JEU, JOINT EXT.(G)		
FA52-22-610B	1				
22-620		JOINT SET(L), INNER	JEU, JOINT INT.(G)		
FA52-22-620	1				
25-400		SHAFT(R), DRIVE	DEMI-ARBRE(D)		
FA53-25-50X	1 (W/A. LOCK BRAKE)				
FA73-25-50X	1 (W/O A. LOCK BRAKE)				
25-400Z		SHAFT(L), DRIVE	DEMI-ARBRE(G)		
FA52-25-60XB	1 (W/A. LOCK BRAKE)				
FA72-25-60XA	1 (W/O A. LOCK BRAKE)				
25-411A		DAMPER, DYNAMIC	AMORTISSEUR, DYNAMIQUE		
F037-25-411	1 (FOR RIGHT SIDE)				
F065-25-411	1 (FOR LEFT SIDE)				
25-421		CLIP	ATTACHE		
G003-25-421	1 (FOR LEFT SIDE)				
G054-25-421	1 (FOR RIGHT SIDE)				
25-700		SHAFT, JOINT	ARBRE, JOINT		
FA55-25-700A	1				

2510AD FRONT DRIVE SHAFTS
(2000CC)(AT)

2510AD-2 * FRONT DRIVE SHAFTS
(2000CC)(AT)



PART NO.	QTY	MODEL/RESTRICTION	MODEL/RESTRICTION	MODEL/RESTRICTION	FROM-TO
25-740J	1	BEARING, BALL	ROULEMENT A BILLES		
99606-82064	1				
25-741	1	BRACKET, SHAFT JOINT	SUPPORT		
FA55-25-741	1				
25-742	1	SEAL, DUST	CACHE-POUSSIERE		
G003-25-742A	1				
25-744	1	SEAL, DUST	CACHE-POUSSIERE		
G003-25-744A	1				
25-745	3	BOLT, REAMER	BOULON		
F001-25-745	3				
33-471	2	ROTOR, SENSOR-FRT A. B S. (W/A LOCK BRAKE)	ROTOR, SENSOR-AVANT.		
B25D-33-471	2				

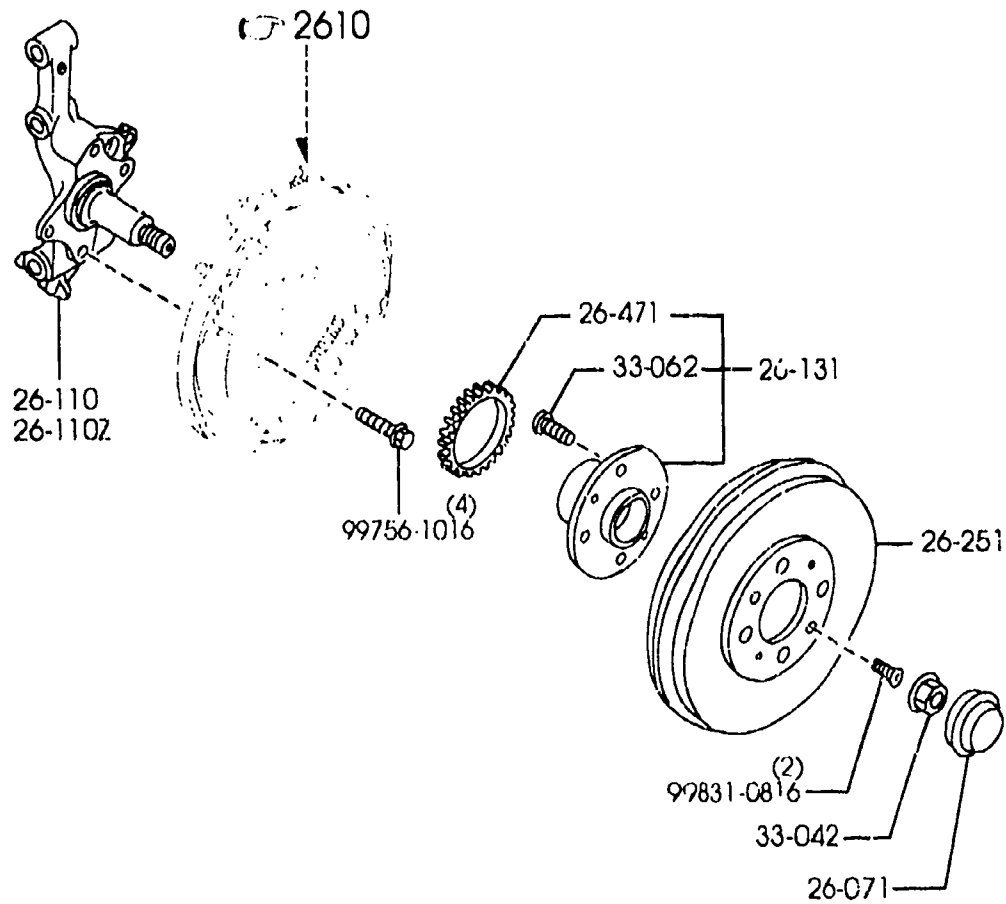
AUBA09

(2B40970)

CAT. AUBA09-02

2001-07

2-J 3

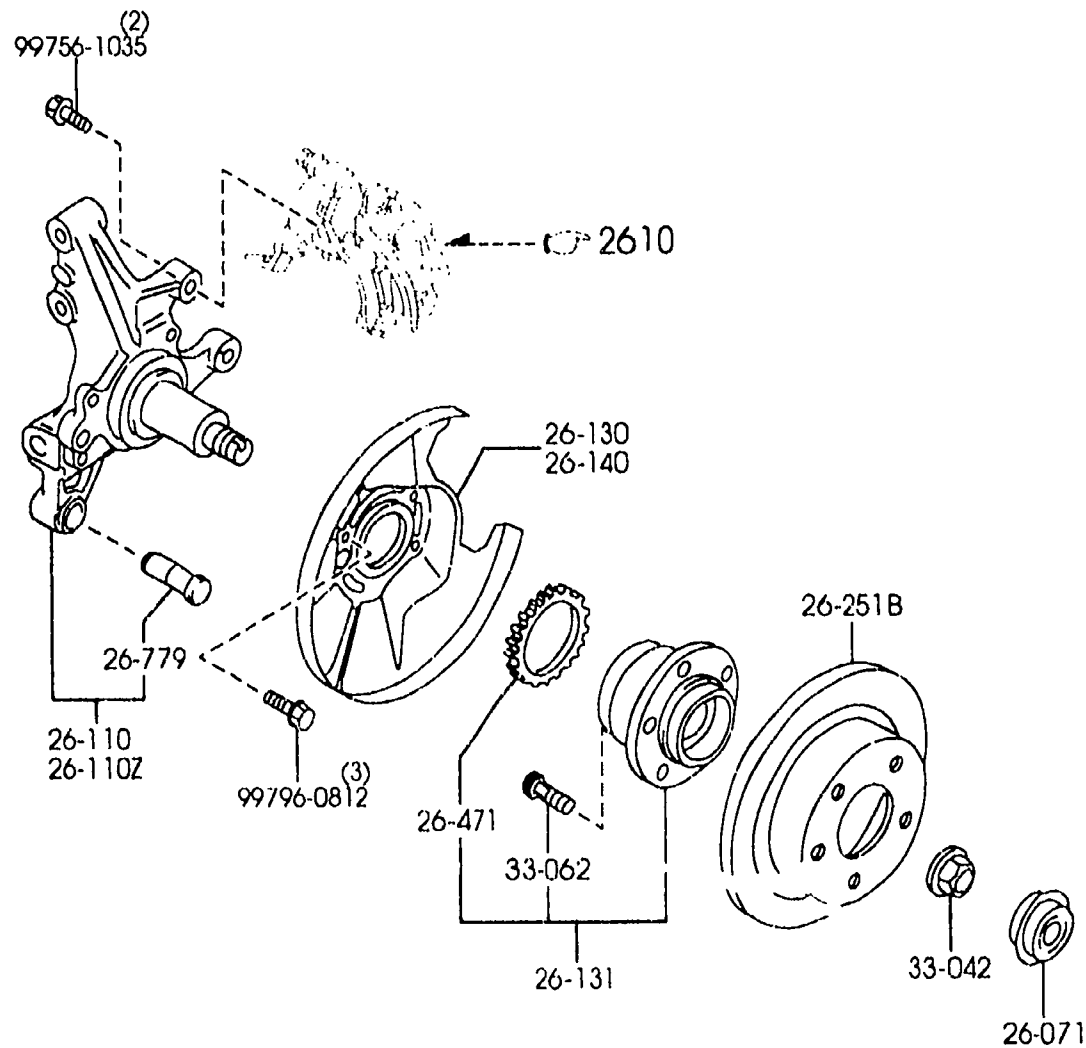


PART NO.	QTY	MODEL/RESTRICTION	MODEL/RESTRICTION	MODEL/RESTRICTION	FROM-TO
26-071		CAP, HUB	BOUCHON, MOYEN		
B455-26-071	2				
26-110		SPINDLE(R), HUB	FUSEE(D), MOYEU		
BJ0E-26-111	1	(W/O A. LOCK BRAKE)	(S/SYST ANTIBLOC)		
B25D-26-111	1	(W/A. LOCK BRAKE)	(SYST ANTIBLOC)		
26-110Z		SPINDLE(L), HUB	FUSEE(G), MOYEN		
BJ0E-26-115	1	(W/O A. LOCK BRAKE)	(S/SYST ANTIBLOC)		
B25D-26-115	1	(W/A. LOCK BRAKE)	(SYST ANTIBLOC)		
26-131		BEARING & HUB	PALIER & MOYEU		
B455-26-15XA	2	(W/O A. LOCK BRAKE)	(S/SYST ANTIBLOC)		
B603-26-15XB	2	(W/A. LOCK BRAKE)	(SYST ANTIBLOC)		
26-251		DRUM, BRAKE	TAMBOUR DE FREIN		
B596-26-251D	2				
26-471		ROTOR, SENSOR-RR A.B.	ROTOR, SENSJR-D.ARR.		
B603-26-471A	2	(W/A. LOCK BRAKE)	A.B.S (SYST ANTIBLOC)		
33-042		NUT	ECROU		
GJ21-33-042B	2				
33-062		BOLT, HUB	BOULON, JEU		
B455-33-062	8				



2600AB REAR AXLE
(DISC BRAKE)(4-DOOR)

2600AB-1 * REAR AXLE
(DISC BRAKE)(4-DOOR)

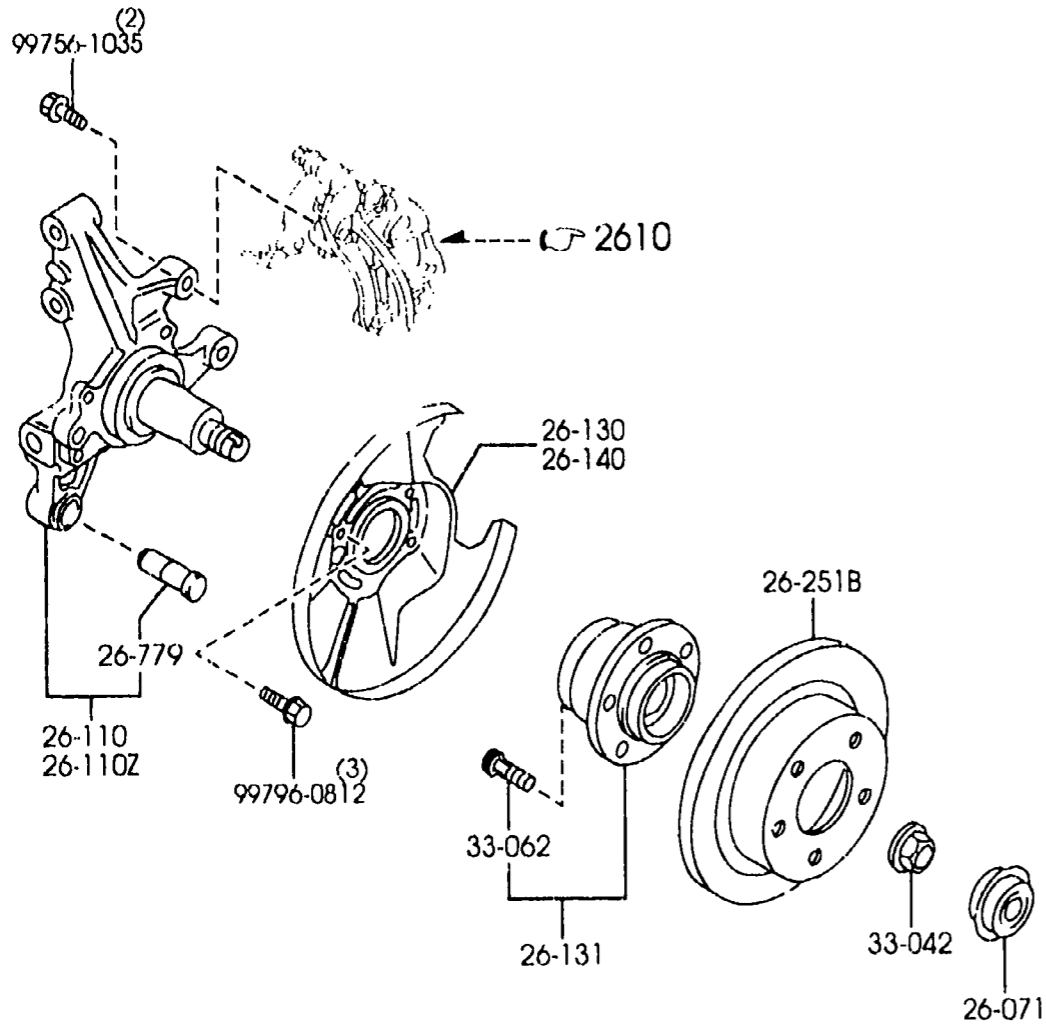


PART NO.	QTY	MODEL/RESTRICTION	MODEL/RESTRICTION	MODEL/RESTRICTION	FROM-TO
26-071		CAP, HUB	BOUCHON, MOYEN		
GA2A-26-071	2				
26-110		SPINDLE(R), HUB	FUSEE(D), MOYEU		
GF4K-26-1A0	1	(W/O A. LOCK BRAKE)	(S/SYST ANTIBLOC)		
G14T-26-1A0	1	(W/A. LOCK BRAKE)	(SYST ANTIBLOC)		
26-110Z		SPINDLE(L), HUB	FUSEE(G), MOYEU		
GF4K-26-180	1	(W/O A. LOCK BRAKE)	(S/SYST ANTIBLOC)		
G14T-26-180	1	(W/A. LOCK BRAKE)	(SYST ANTIBLOC)		
26-130		COVER(R), DUST	CACHE, POUSSIERE(D)		
GE7C-26-261	1				
26-131		BEARING & HUB	PALIER & MOYEU		
GF4K-26-15XA	2	(W/O A. LOCK BRAKE)	(S/SYST ANTIBLOC)		
G14V-26-15XA	2	(W/A. LOCK BRAKE)	(SYST ANTIBLOC)		
26-140		COVER(L), DUST	CACHE, POUSSIERE(G)		
GE7C-26-271	1				
26-251B		PLATE, DISC	PLAQUE, DISQUE		
GTYF-26-251C	2	NO BLACK CORTED	NO BLACK CORTED		
26-471		ROTOR, SENSOR-RR A.B.	ROTOR, SENSOR-D.ARR.		
G14V-26-471	2	(W/A. LOCK BRAKE)	A.B.S (SYST ANTIBLOC)		
26-779		PIN	CLAVETTE		
BA5C-26-118A	2				
33-042		NUT	ECROU		
LA01-33-042B	2				
33-062		BOLT, HUB	BOULON, JEU		
J00Y-33-062	10				



2600AC REAR AXLE
(DISC BRAKE)(5-DOOR)(W/O ANTILOCK BRAKE)

2600AC-1 * REAR AXLE
(DISC BRAKE)(5-DOOR)(W/O ANTILOCK BRAKE)



PART NO.	QTY	MODEL/RESTRICTION	MODEL/RESTRICTION	MODEL/RESTRICTION	FROM-TO
26-071		CAP, HUB	BOUCHON, MOYEN		
GA2A-26-071	2				
26-110		SPINDLE(R), HUB	FUSEE(D), MOYEU		
GF4K-26-1A0	1				
26-110Z		SPINDLE(L), HUB	FUSEE(G), MOYEN		
GF4K-26-1B0	1				
26-130		COVER(R), DUST	CACHE, POUSSIERE(D)		
GE7C-26-261	1				
26-131		BEARING & HUB	PALIER & MOYEU		
GF4K-26-15XA	2				
26-140		COVER(L), DUST	CACHE, POUSSIERE(G)		
GE7C-26-271	1				
26-251B		PLATE, DISC	PLAQUE, DISQUE		
GTYF-26-251C	2	NO BLACK CORTEO	NO BLACK CORTEO		
26-779		PIN	CLAVETTE		
BA5C-26-118A	2				
33-042		NUT	ECROU		
LA01-33-042B	2				
33-062		BOLT, HUB	BOULON, JEU		
J00Y-33-062	10				



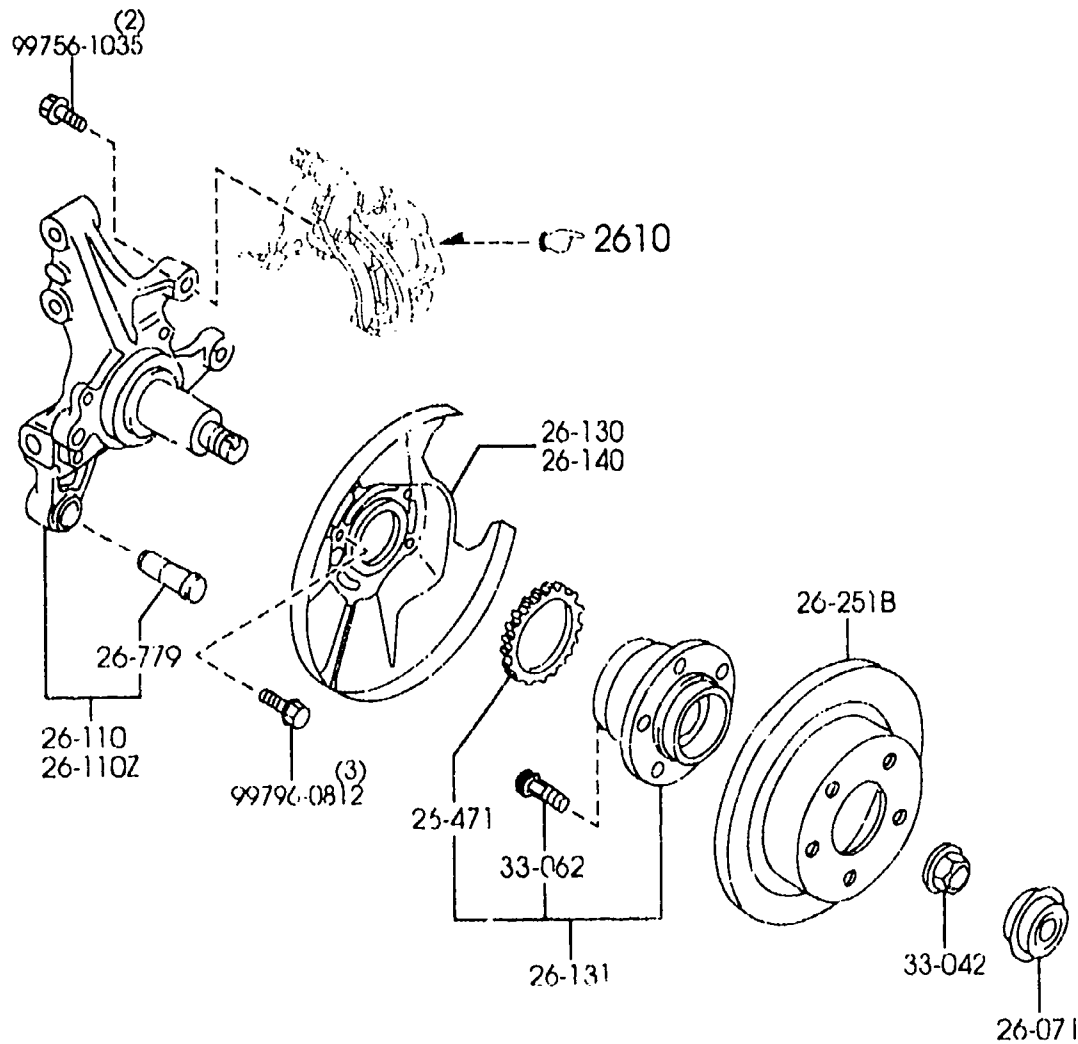
AUBA09

(2B56630)

CAT. AUBA09-02

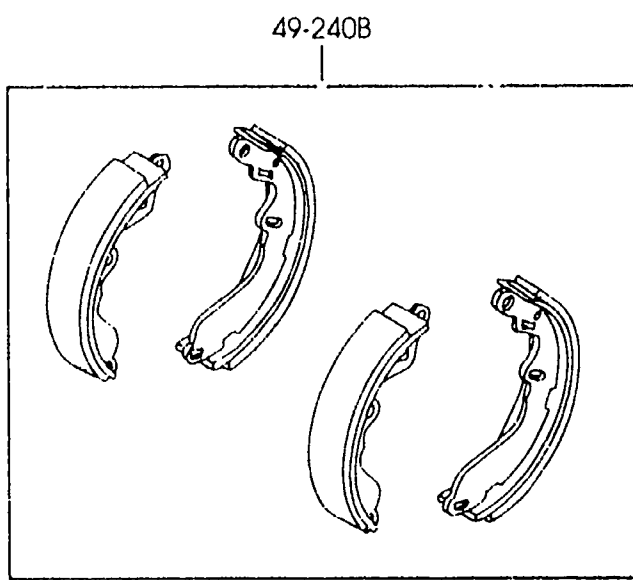
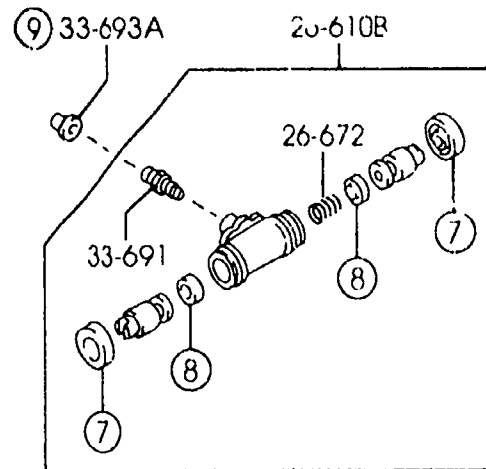
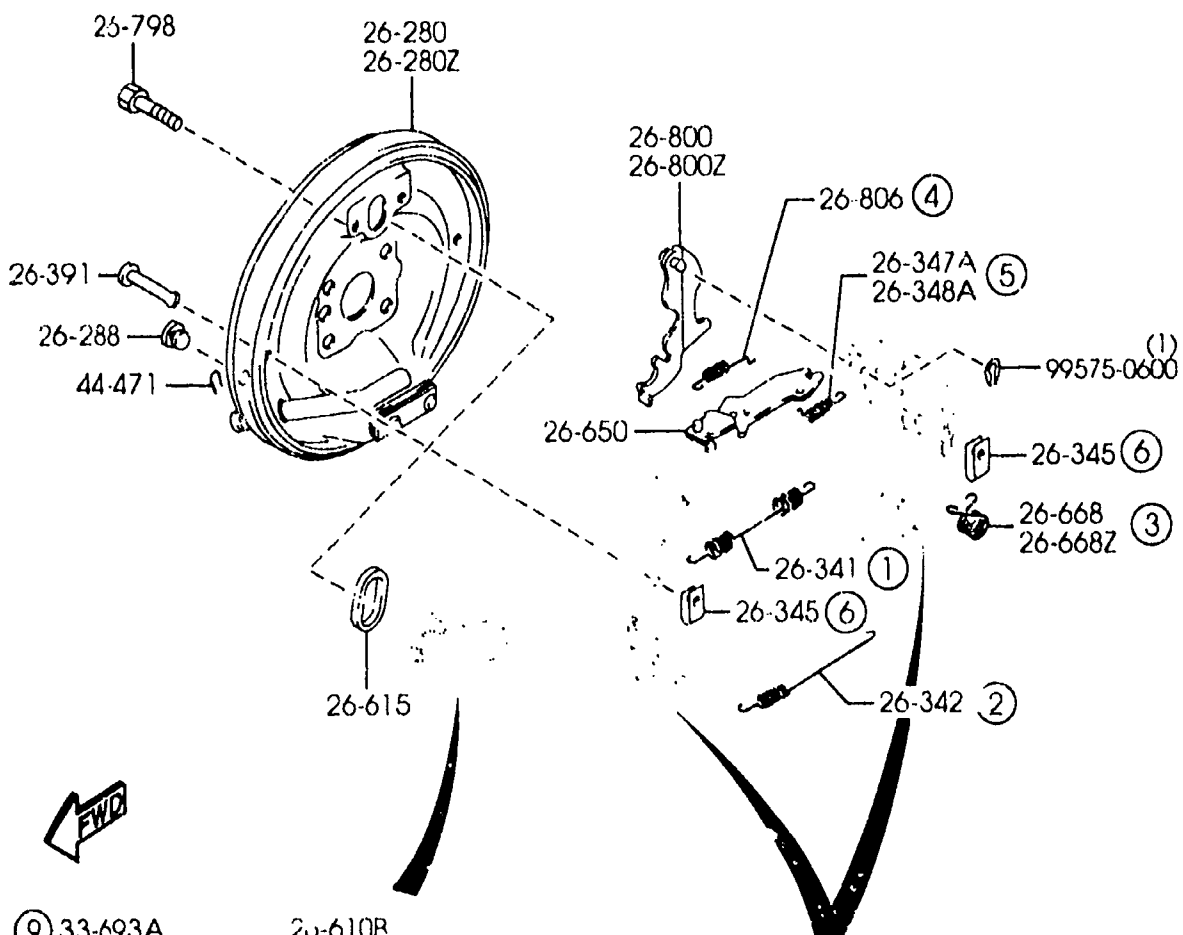
2001-07

2-M 3



PART NO.	QTY	MODEL/RESTRICTION	MODEL/RESTRICTION	MODEL/RESTRICTION	FROM-TO
26-071		CAP, HUB	BOUCHON, MOYEN		
GA2A-26-071	2				
26-110		SPINDLE(R), HUB	FUSEE(D), MOYEU		
G14T-26-1A0	1				
26-110Z		SPINDLE(L), HUB	FUSEE(G), MOYEN		
G14T-26-1B0	1				
26-130		COVER(R), DUST	CACHE, POUSSIERE(D)		
GE7C-26-261	1				
26-131		BEARING & HUB	PALIER & MOYEU		
G14V-26-15XA	2				
26-140		COVER(L), DUST	CACHE, POUSSIERE(G)		
GE7C-26-271	1				
26-251B		PLATE, DISC	PLAQUE, DISQUE		
GTYF-26-251C	2	NO BLACK CORTE	NO BLACK CORTE		
26-471		ROTOR, SENSOR-RR A.B. S.	ROTOR, SENSOR-D.ARR. A.B.S		
G14V-26-471	2				
26-779		PIN	CLAVETTE		
BA5C-26-118A	2				
33-042		NUT	ECROU		
LA01-33-042B	2				
33-062		BOLT, HUB	BOULON, JEU		
J00Y-33-062	10				





NOTE
 ① ⑥ = 26-380
 26-380Z
 THE D-CODE OF 26-380 CONSISTS OF
 26-380Z
 FIGURE NUMBERS ① THROUGH ⑥

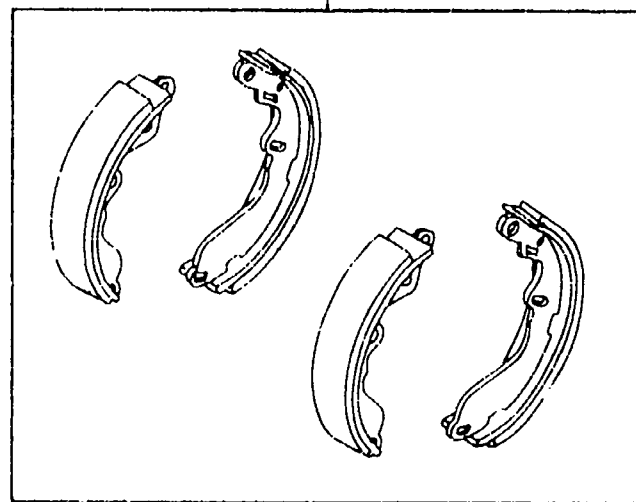
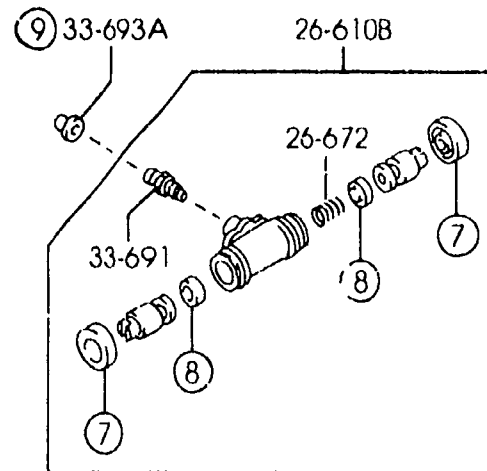
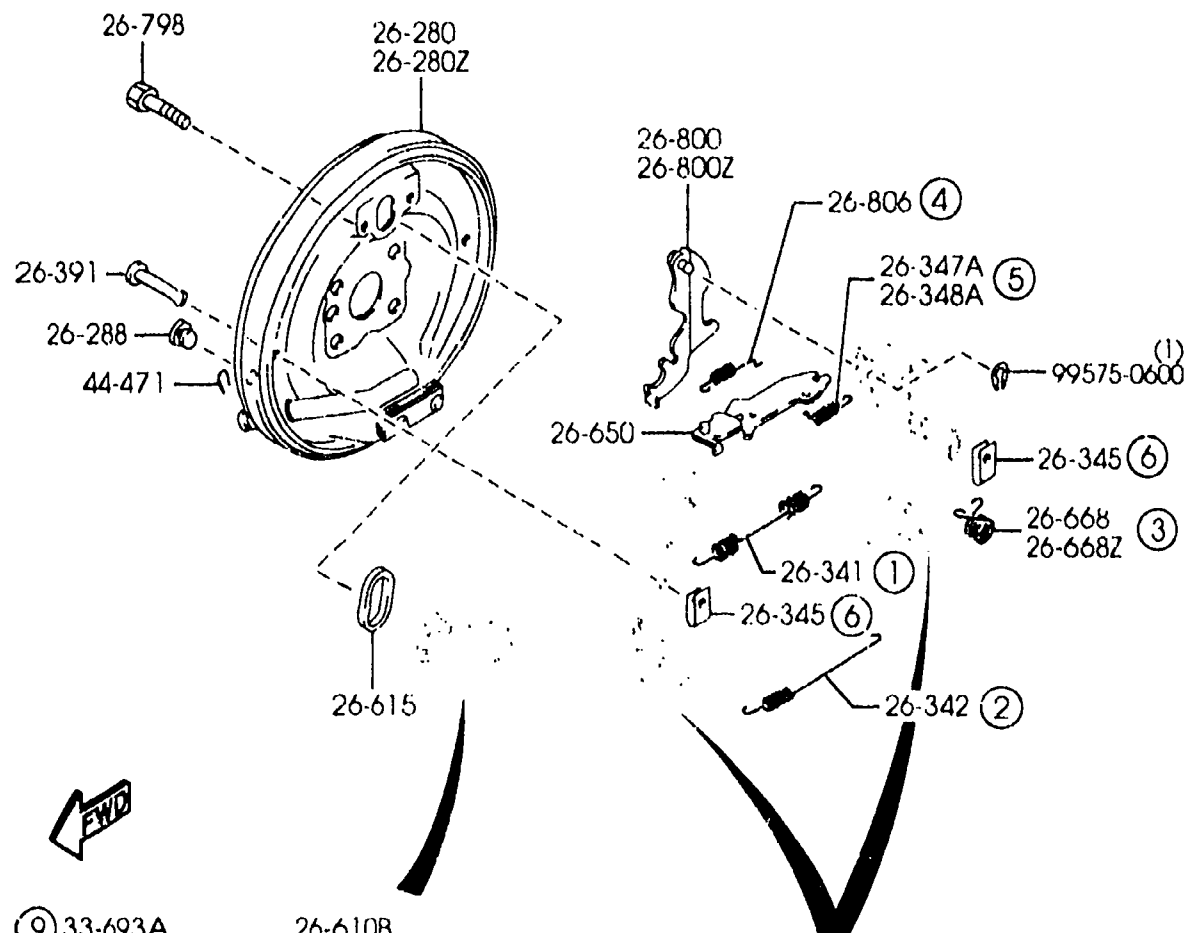
NOTE
 ⑦ ⑨ = 26-03Z
 THE D-CODE OF 26-03Z CONSISTS OF
 FIGURE NUMBERS ⑦ THROUGH ⑨

THOUGH ILLUSTRATIONS OF D-CODE
 26-03Z ARE FOR LEFT SIDE ONLY
 QUANTITIES OF THESE D-CODES IN
 THE TEXT ARE FOR ONE VEHICLE

PART NO.	QTY	MODEL/RESTRICTION	MODEL/RESTRICTION	MODEL/RESTRICTION	FROM-TO
26-03Z		SEAL KIT, BRAKE-RR	NECESSAIRE JOINT, FREIN-ARR		
B2YH-26-03Z	1				
26-280		PLATE(R), BACK-RR BRAKE	FLASQUE (D), FREIN		
B25D-26-280	1				
26-280Z		PLATE(L), BACK-RR BRAKE	FLASQUE (G), FREIN ARR		
B25D-26-290	1				
26-288		PLUG, BACK PLATE	BOUCHON, PLATEAU ARR		
EA92-26-288	2				
26-341		SPRING, RETURN-UPPER	RESSORT DE RAPPEL SUPERIEUR		
G211-26-341	2				
26-342		SPRING, RETURN-LOWER	RESSORT DE RAPPEL INFERIEUR		
B25D-26-342	2				
26-345		SPRING, BRAKE SHOE	RESSORT, MACHOIRE DE FREIN		
FA01-26-345	4				
26-347A		SPRING(R) ANTI RATTLE	RESSORT(D), PARE-BROU, ARR		
G211-26-347	1				
26-348A		SPRING(L) ANTI RATTLE	RESSORT(G), PARE-BROU, TAGE		
G211-26-348	1				
26-380		SPRING SET(R), BRAKE	JEU SUPPORT(D), FREIN		
B25D-26-380	1				
26-380Z		SPRING SET(L), BRAKE	JEU RESSORT(G), FREIN		
B25D-26-390	1				
26-391		PIN, SHOE HOLD	CLAVETTE, MACHOIRE DE FREIN		
BR70-26-391	4				
26-610B		CYLINDER, WHEEL	CYLINDRE RECEPTEUR		
B21H-26-610	2				
26-615		GASKET, WHEEL CYLINDER	JOINT, CYLINDR DE RECEPTEUR		
1175-26-615		ASBESTOS	ASBESTOS		

2610AA REAR BRAKE MECHANISMS
(DRUM BRAKE)

2610AA-2 * REAR BRAKE MECH/
(DRUM BRAKE)

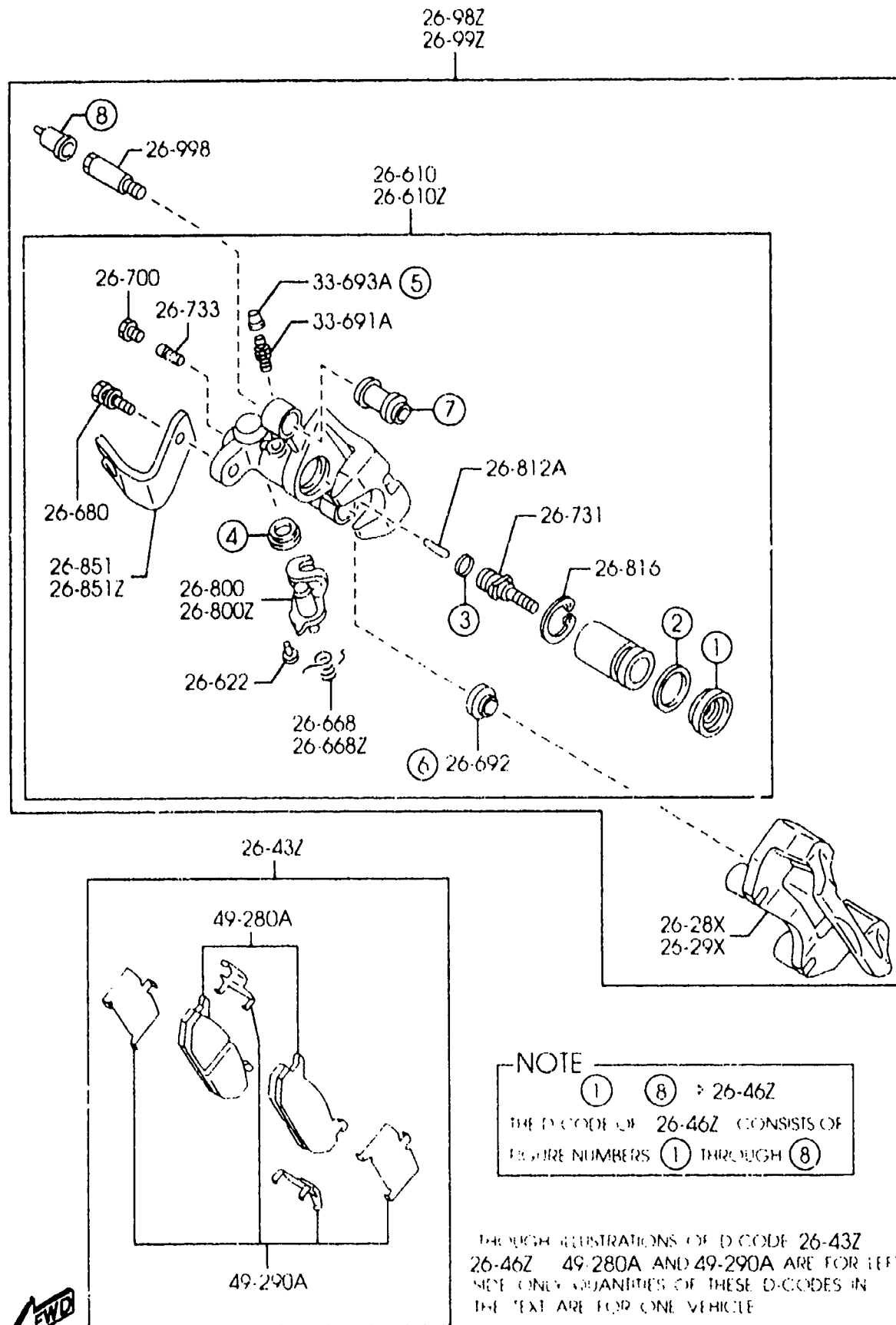


NOTE
 ① ⑥ : 26-380
 26-380Z
 THE D-CODE OF 26-380 CONSISTS OF
 26-380Z
 FIGURE NUMBERS ① THROUGH ⑥

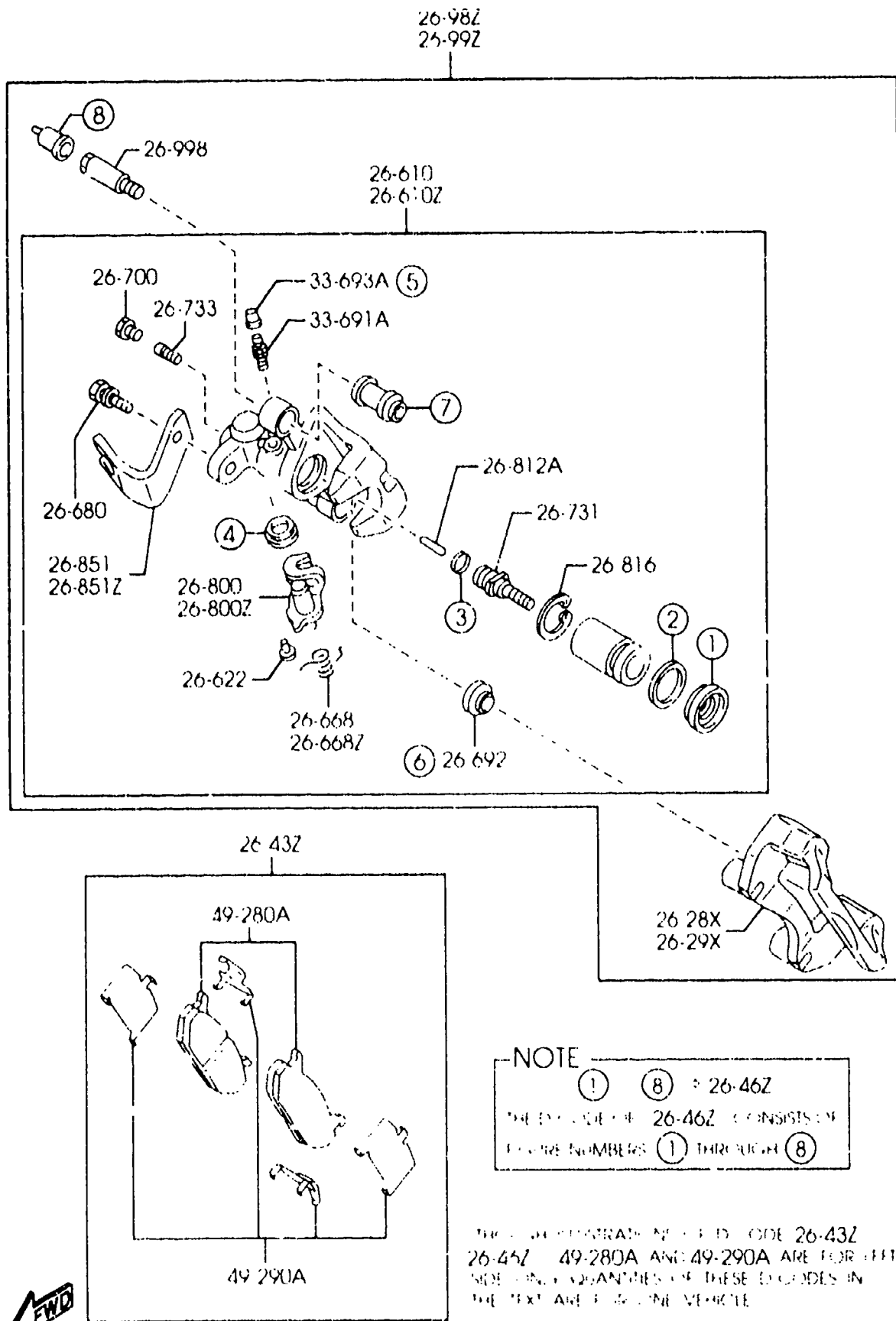
NOTE
 ⑦ ⑨ : 26-03Z
 THE D-CODE OF 26-03Z CONSISTS OF
 FIGURE NUMBERS ⑦ THROUGH ⑨

ROUGH ILLUSTRATIONS OF D CODE
 26-03Z ARE FOR LEFT SIDE ONLY
 QUANTITIES OF THESE D-CODES IN
 THE TEXT ARE FOR ONE VEHICLE

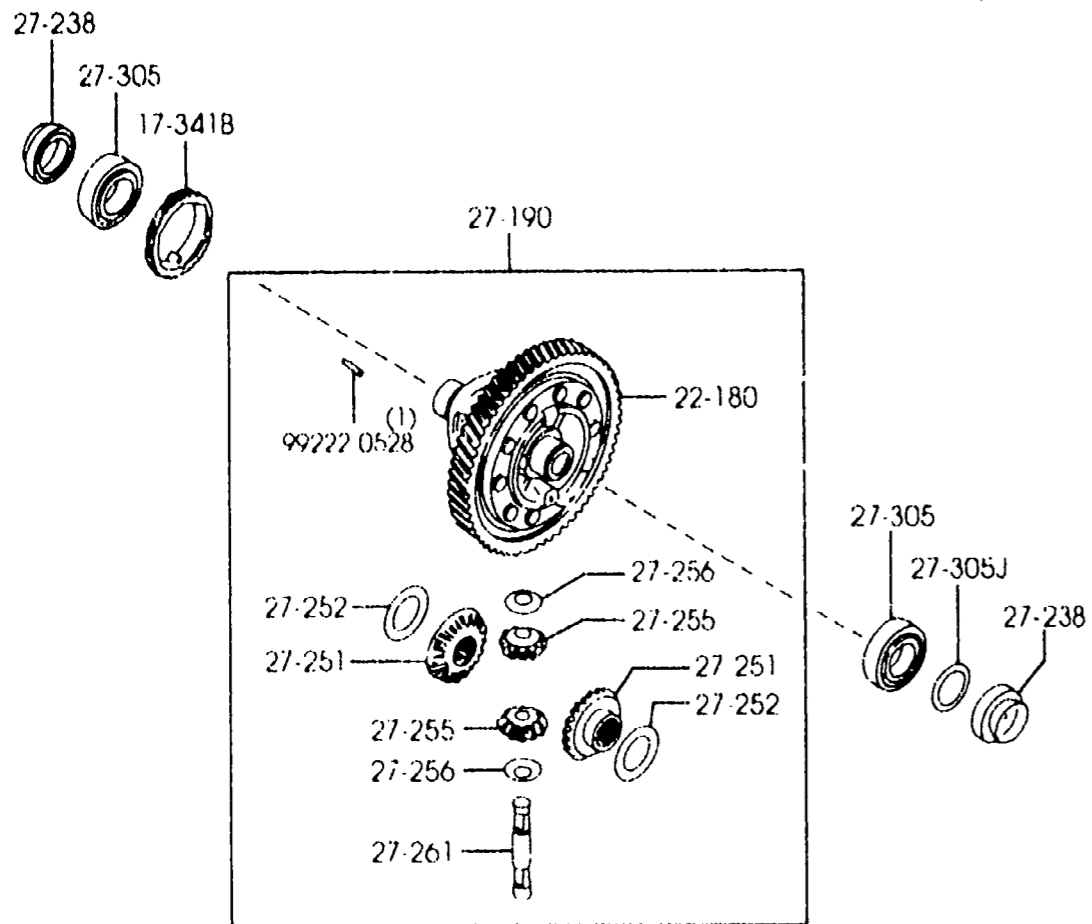
PART NO.	QTY	MODEL/RESTRICTION	MODEL/RESTRICTION	MODEL/RESTRICTION	FROM-TO
CONT'D	2				
26-650	2	STRUT	ETAI		
B25D-26-650	2				
26-668	1	SPRING(R), LEVER	RESSORT (D)		
B25D-26-343	1				
26-668Z	1	SPRING(L), LEVER	RESSORT (G)		
B25D-26-344	1				
26-672	2	SPRING, WHEEL CYLINDER	RESSORT		
GJ21-26-672	2				
26-798	4	BOLT	BOULON		
GA7B-26-798	4				
26-800	1	LEVER(R), OPERATING	LEVIER DE COMMANDE (D)		
B25D-26-800B	1				
26-800Z	1	LEVER(L), OPERATING	LEVIER DE COMMANDE (G)		
B25D-26-810B	1				
26-806	2	SPRING, QUADRANT	RESSORT, SECTEUR DENTÉ		
B597-26-806	2				
33-691	2	SCREW, BLEEDER	VIS DE PURGE		
GA5R-33-691	2				
33-693A	2	CAP, BLEEDER SCREW	BOUCHON PURGEUR		
O259-33-693	2				
44-471	2	CLIP	ATTACHE		
O305-44-471	2				
49-240B	1	SHOE SET, BRAKE-REAR	JEU SABOTS		
B2YD-26-38ZA	1				



PART NO	QTY	MODEL/RESTRICTION	MODEL/RESTRICTION	MODEL/RESTRICTION	FROM-TO
26-28X BK1T-26-28X	1	SUPPORT(R), MOUNTING	SUPPORT(D), MONTAGF		
26-29X BK1T-26-29X	1	SUPPORT(L), MOUNTING	SUPPORT(G), MONTAGE		
26-43Z BKYT-26-43Z	1	PAD SET, RR CALIPER	JEU TAMPON, CALIBRE A R		
26-46Z GAYE-26-46ZB	1	SEAL & BOOT SET, CAL. -RR	JEU JOINT & COFFRE, CAL-AR		
26-610 BK1T-26-61XA	1	BODY & PISTON(R), CALIPER	COMPAS(D)		
26-610Z BK1T-26-71XA	1	BODY & PISTON(L), CALIPER	COMPAS(G)		
26-622 BWOH-26-696	2	PIN, STOPPER-RR CALIPER	BROCHE, ARRET-CALIBRE AR.		
26-668 GAZE-26-668	1	SPRING(R), LEVER	RESSORT (D)		
26-668Z GAZE-26-669	1	SPRING(L), LEVER	RESSORT (G)		
26-680 BWOH-26-680	2	BOLT	BOULON		
26-692 GAZE-26-692	2	BOOT, GUIDE PIN	SOUFFLET, BROCHE-GUID		
26-700 BWOH-26-700	2	PLUG, SCREW	FICHE, VIS		
26-731 GD7E-26-731	2	SPINDLE, ADJUSTER	FUSEE, REGLEUR		
26-733 BWOH-26-733	2	GEAR, ADJUST	ENGRENAGE, REGLAGE		

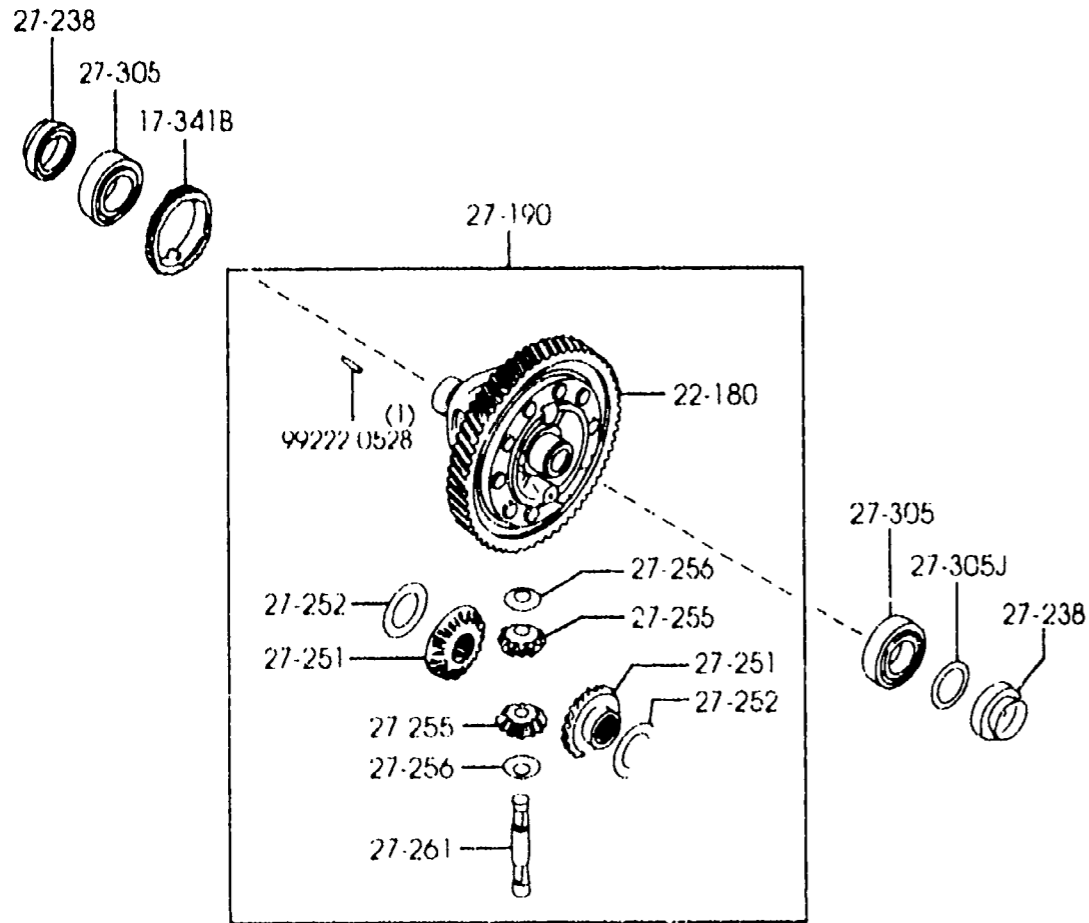


PART NO.	QTY	MODEL/RESTRICTION	MODEL/RESTRICTION	MODEL/RESTRICTION	FROM-TO
26-800 GAZE-26-800B	1	LEVER(R), OPERATING	LEVIER DE COMMANDE (D)		
26-800Z GAZE-26-810B	1	LEVER(L), OPERATING	LEVIER DE COMMANDE (G)		
26-812A BWOH-26-812	2	ROD, PUSH-FRT CALIPER	TIGE, POUSSOIR-CALIBRE AV		
26-816 GAZE-26-816	2	RING, SNAP-RR CALIPER	BAGUE, RESSORT-CALIBRE AR.		
26-851 GAZE-26-851	1	BRACKET(R), CABLE	SUPPORT (D)		
26-851Z GAZE-26-861	1	BRACKET(L), CABLE	SUPPORT (G)		
26-98Z BKZT-26-98Z	1	CALIPER(R), PADLESS-R	CALIBRE SANS CALE, AN-D		
26-99Z BKZT-26-99Z	1	CALIPER(L), PADLESS-R	CALIBRE SANS CALE, AR-D		
26-998 BWOH-26-998A	2	PIN, GUIDE	BROCHE-GUIDE		
33-691A BWOH-26-691	2	SCREW, BLEEDER	VIS DE PURGE		
33-693A 0259-33-693	2	CAP, BLEEDER SCREW	BOUCHON PURGEUR		
49-280A BKYT-26-48Z	1	PAD SUB SET, RR CALIPER	SOUS-JEU, PLAQUETTE AR		
49-290A BKYT-26-49Z	1	ATTACHMENT, PAD-REAR	ATTACHES PLAQUETTES		



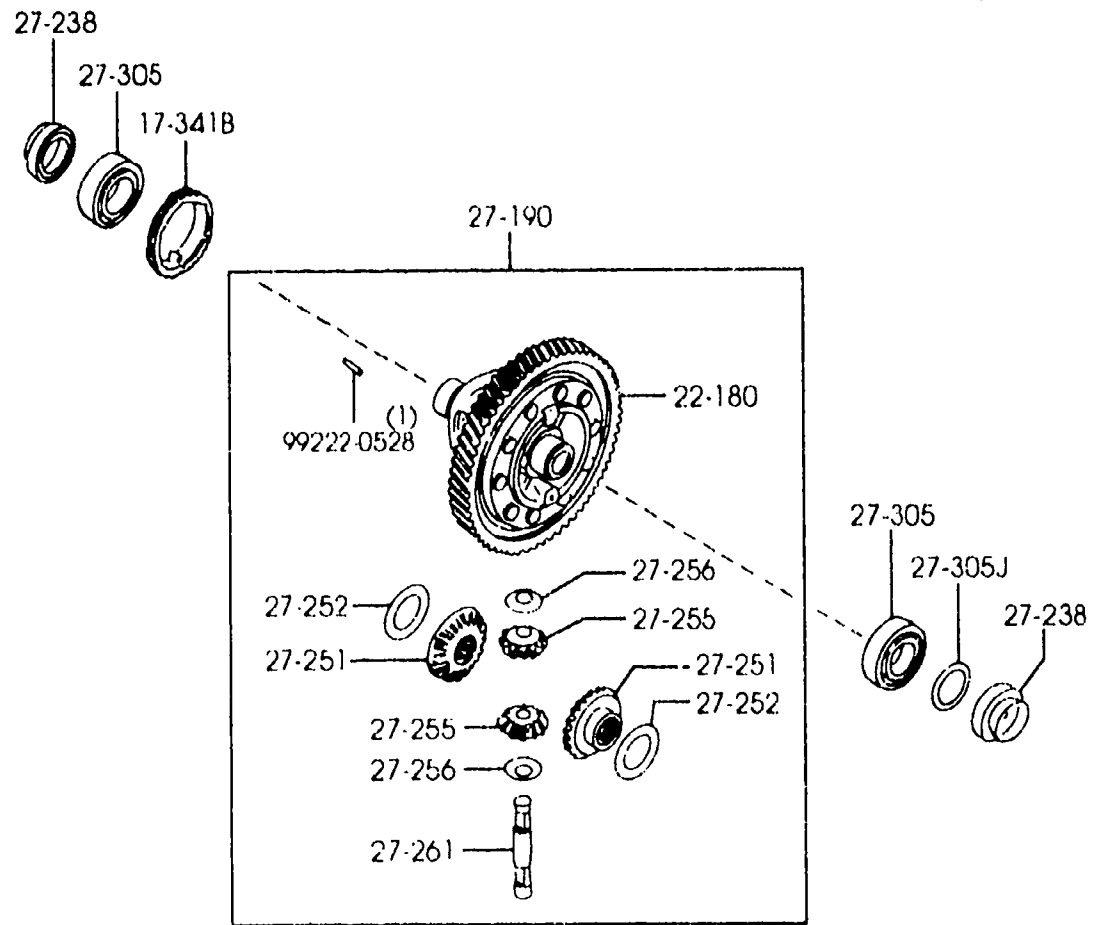
PART NO.	QTY	MODEL/RESTRICTION	MODEL/RESTRICTION	MODEL/RESTRICTION	FROM-TO
17-341B		GEAR, SPEED DRIVE	PIGNON MENANT,		
F401-17-341A	1	(1600)	(1600)		
G501-17-341A	1	(2000)	(2000)		
22-180		RING GEAR & CASE	COURONNE DENTEE ET B		
*FOY6-27-180	1	(1600)	OTIER (1600)		
G560-27-180A	1	(2000)	(2000)		
27-190		DIFF. & RING JEAR	DIFFERENT. ET COURONN		
F060-27-190R	1	(1600)	E DENTEE (1600)		
G560-27-190A	1	(2000)	(2000)		
27-238		SEAL, OIL	ARRET D'HUILE		
F003-27-238A	2				
27-251		GEAR, DIFF. SIDE	PIGNON PLANETAIRE		
F035-27-251A	2	(1600)	(1600)		
H001-27-251B	2	(2000)	(2000)		
27-252		WASHER	RONDELLE		
F001-27-252	2	T=2.0MM (1600)	T=2.0MM (1600)		
H001-27-252A	2	(2000)	(2000)		
F001-27-253	2	T=2.1MM (1600)	T=2.1MM (1600)		
F001-27-254	2	T=2.2MM (1600)	T=2.2MM (1600)		
27-255		PINION, DIFFERENTIAL	PIGNON DE DIFFERENTI		
FA12-27-255A	2	(1600)	EL (1600)		
M025-27-255D	2	(2000)	(2000)		
27-256		WASHER, THRUST	EPAISSEUR, PIGNON MA		
F001-27-256	2	(1600)	RCH E ARR (1600)		
M025-27-256	2	T=2.0MM (2000)	T=2.0MM (2000)		
27-261		SHAFT, DIFF. PINION	AXE, COUPLE CONIQUE		
F035-27-261A	1	(1600)	(1600)		
G571-27-261A	1	(2000)	(2000)		





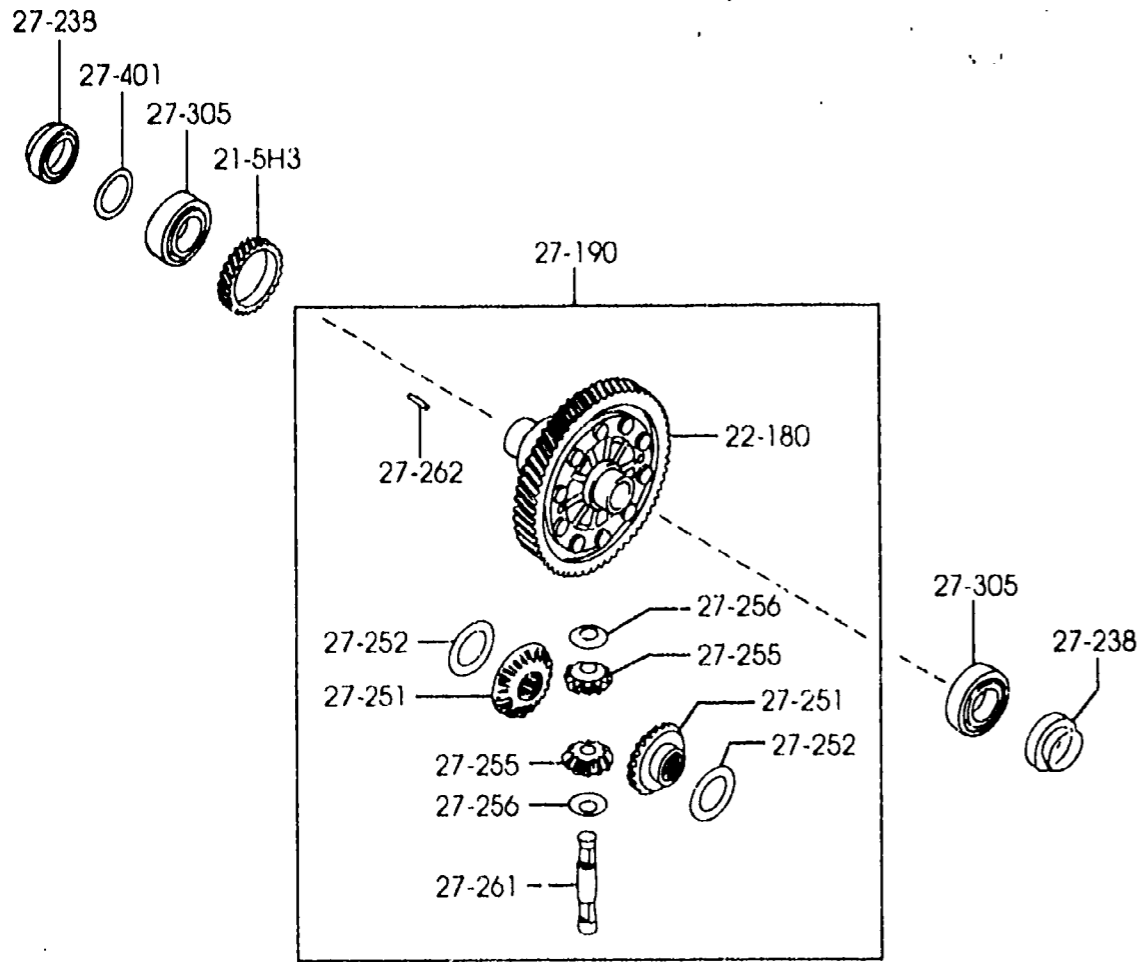
PART NO	QTY	MODEL/RESTRICTION	MODEL/RESTRICTION	MODEL/RESTRICTION	FROM TO
27-305		BEARING	ROULEMENT		
F001-27-350	2	(1600)	(1600)		
G5R0-27-350B	2	KOYO (2000)	KOYO (2000)		
27-305J		SHIM	EPAISSEUR		
G001-27-401A	1	T=0.1MM (2000)	T=0.1MM (2000)		
G001-27-402A	1	T=0.2MM (.000)	T=0.2MM (2000)		
G001-27-403A	1	T=0.3MM (2000)	T=0.3MM (2000)		
G001-27-404A	1	T=0.4MM (2000)	T=0.4MM (2000)		
G001-27-406A	1	T=0.6MM (2000)	T=0.6MM (2000)		
G001-27-407B	1	T=0.7MM (2000)	T=0.7MM (2000)		
G001-27-408A	1	T=0.8MM (2000)	T=0.8MM (2000)		
G001-27-409A	1	T=0.9MM (2000)	T=0.9MM (2000)		
G001-27-414B	1	T=1.0MM (2000)	T=1.0MM (2000)		
G001-27-415A	1	T=1.1MM (2000)	T=1.1MM (2000)		
G001-27-416A	1	T=1.2MM (2000)	T=1.2MM (2000)		
G001-27-418	1	T=0.5MM (2000)	T=0.5MM (2000)		
G001-27-419	1	T=0.25MM (2000)	T=0.25MM (2000)		
G001-27-422	1	T=0.45MM (2000)	T=0.45MM (2000)		
G001-27-423	1	T=0.55MM (2000)	T=0.55MM (2000)		
G001-27-424	1	T=0.65MM (2000)	T=0.65MM (2000)		
G001-27-425	1	T=0.75MM (2000)	T=0.75MM (2000)		
G001-27-426	1	T=0.85MM (2000)	T=0.85MM (2000)		
G001-27-427	1	T=0.95MM (2000)	T=0.95MM (2000)		
G001-27-428		T=1.05MM	T=1.05MM		





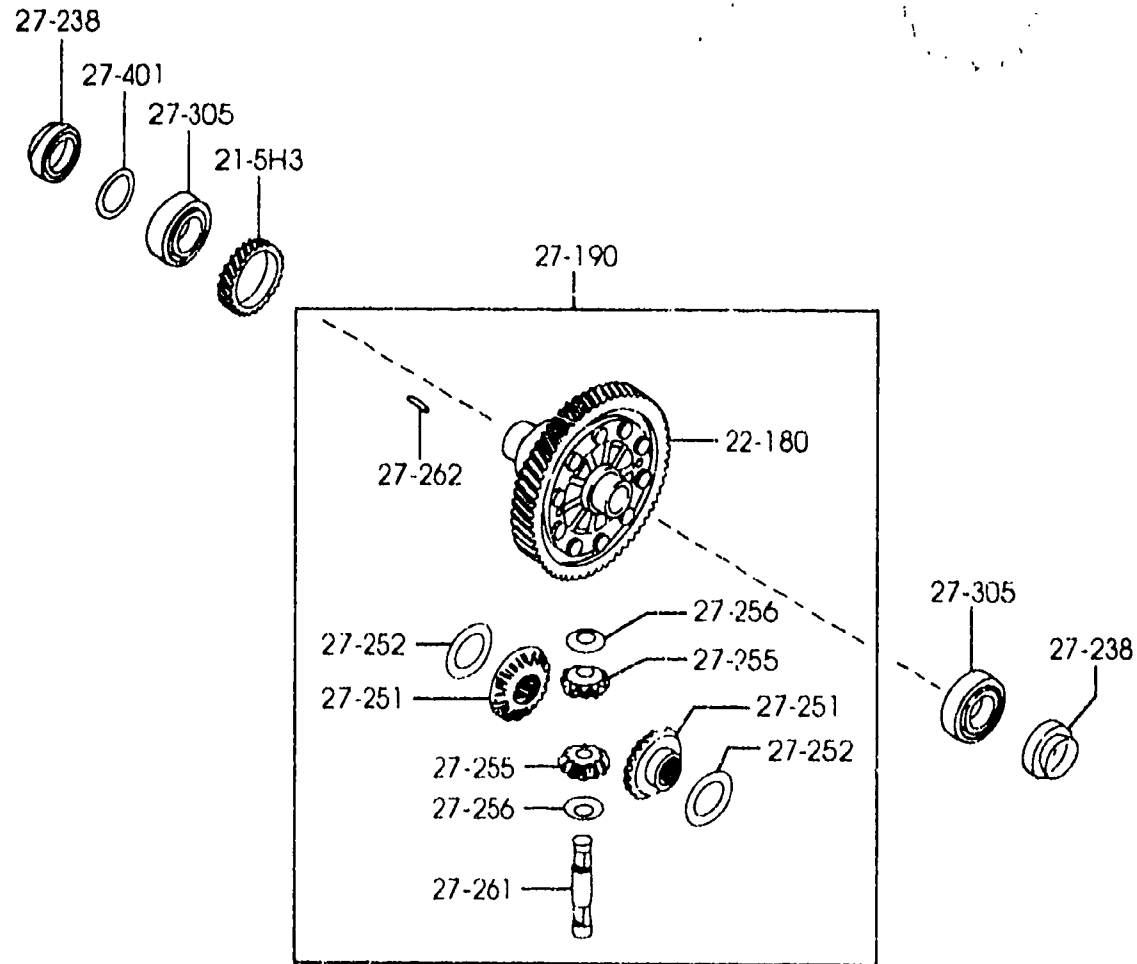
PART NO.	QTY	MODEL/RESTRICTION	MODEL/RESTRICTION	MODEL/RESTRICTION	FROM-TO
CONT'D	1	(2000)	(2000)		
0001-27-429	1	T=1.15MM (2000)	T=1.15MM (2000)		
0001-27-432	1	T=0.35MM (2000)	T=0.35MM (2000)		
99963-5110	1	T=0.1MM (1600)	T=0.1MM (1600)		
99963-5115	1	T=0.15MM (1600)	T=0.15MM (1600)		
99963-5120	1	T=0.2MM (1600)	T=0.2MM (1600)		
99963-5125	1	T=0.25MM (1600)	T=0.25MM (1600)		
99963-5130	1	T=0.3MM (1600)	T=0.3MM (1600)		
99963-5135	1	T=0.35MM (1600)	T=0.35MM (1600)		
99963-5140	1	T=0.4MM (1600)	T=0.4MM (1600)		
99963-5145	1	T=0.45MM (1600)	T=0.45MM (1600)		
99963-5150	1	T=0.5MM (1600)	T=0.5MM (1600)		
99963-5155	1	T=0.55MM (1600)	T=0.55MM (1600)		
99963-5160	1	T=0.6MM (1600)	T=0.6MM (1600)		
99963-5165	1	T=0.65MM (1600)	T=0.65MM (1600)		
99963-5170	1	T=0.7MM (1600)	T=0.7MM (1600)		
99963-5175	1	T=0.75MM (1600)	T=0.75MM (1600)		
99963-5180	1	T=0.8MM (1600)	T=0.8MM (1600)		
99963-5185	1	T=0.85MM (1600)	T=0.85MM (1600)		
99963-5190	1	T=0.9MM (1600)	T=0.9MM (1600)		





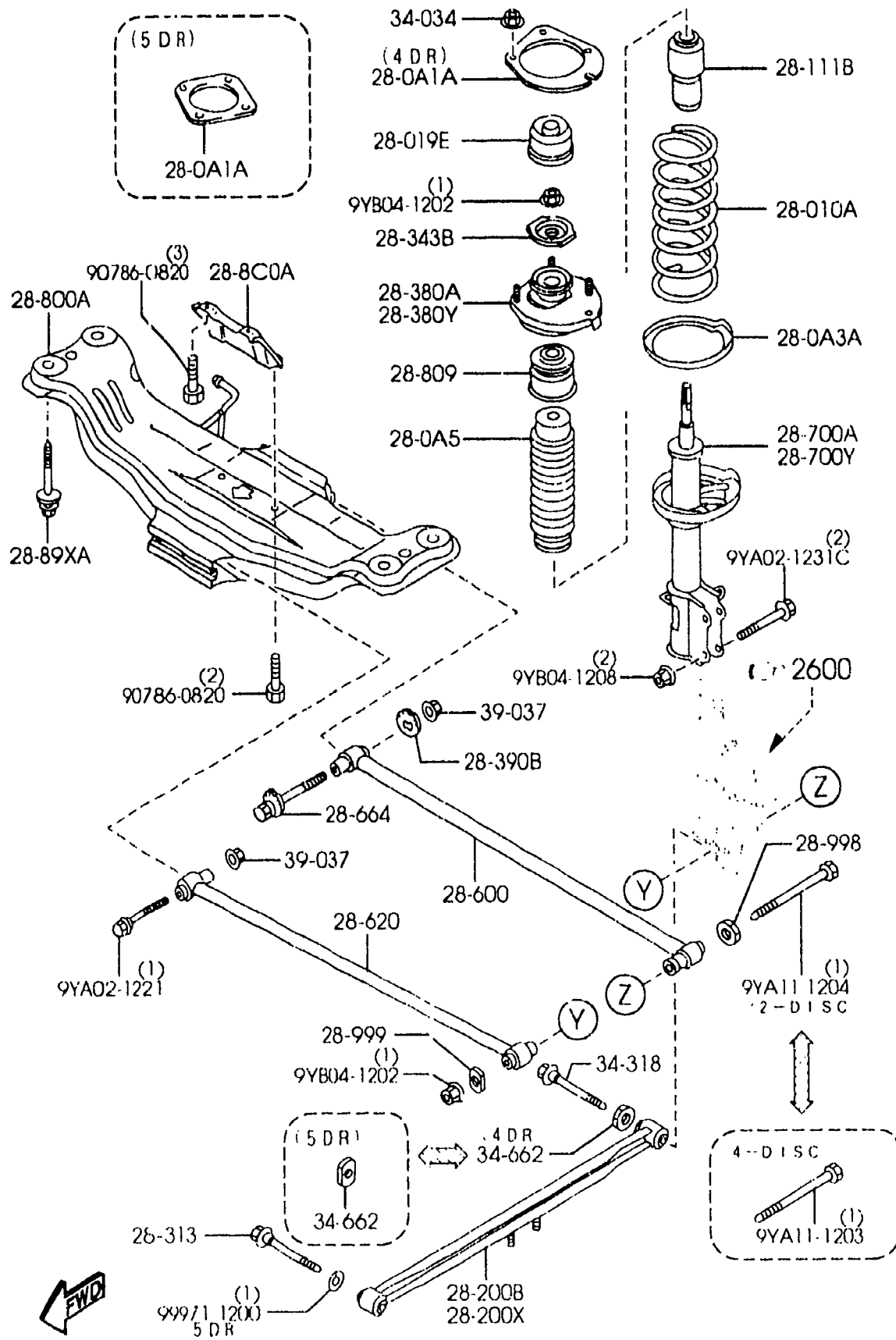
PART NO.	QTY	MODEL/RESTRICTION	MODEL/RESTRICTION	MODEL/RESTRICTION	FROM-TO
21-5H3		ROTOR, SENSOR	ROTEUR, CAPTEUR		
FN01-27-5H3	1				
22-180		RING GEAR & CASE	COURONNE DENTEE ET BOITIER		
FN31-27-180	1 (1600)		(1600)		
FN37-27-180	1 (2000)		(2000)		
27-190		DIFF. & RING GEAR	DIFFERENT. ET COURONNE DENTEE		
FN31-27-190	1 (1600)		(1600)		
FN37-27-190	1 (2000)		(2000)		
27-238		SEAL, OIL	ARRET D'HUILE		
F003-27-238A	2				
27-251		GEAR, DIFF. SIDE	PIGNON PLANETAIRE		
G002-27-251	2				
27-252		WASHER	RONDELLE		
G001-27-252	2				
27-255		PINION, DIFFERENTIAL	PIGNON DE DIFFERENTIAL		
G001-27-255A	2				
27-256		WASHER, THRUST	EPAISSEUR, PIGNON MARCHE ARR		
G001-27-256	2 T=0.8MM		T=0.8MM		
27-261		SHAFT, DIFF. PINION	AXE, COUPLE CONIQUE		
G001-27-261B	1				
27-262		PIN	CLAVETTE		
G001-27-262	1				
27-305		BEARING	ROULEMENT		
FN11-27-350A	2				
27-401		SPACER	RONDELLE		
FN11-27-401	1 T=0.5MM		T=0.5MM		
FN11-27-402	1 T=0.55MM		T=0.55MM		





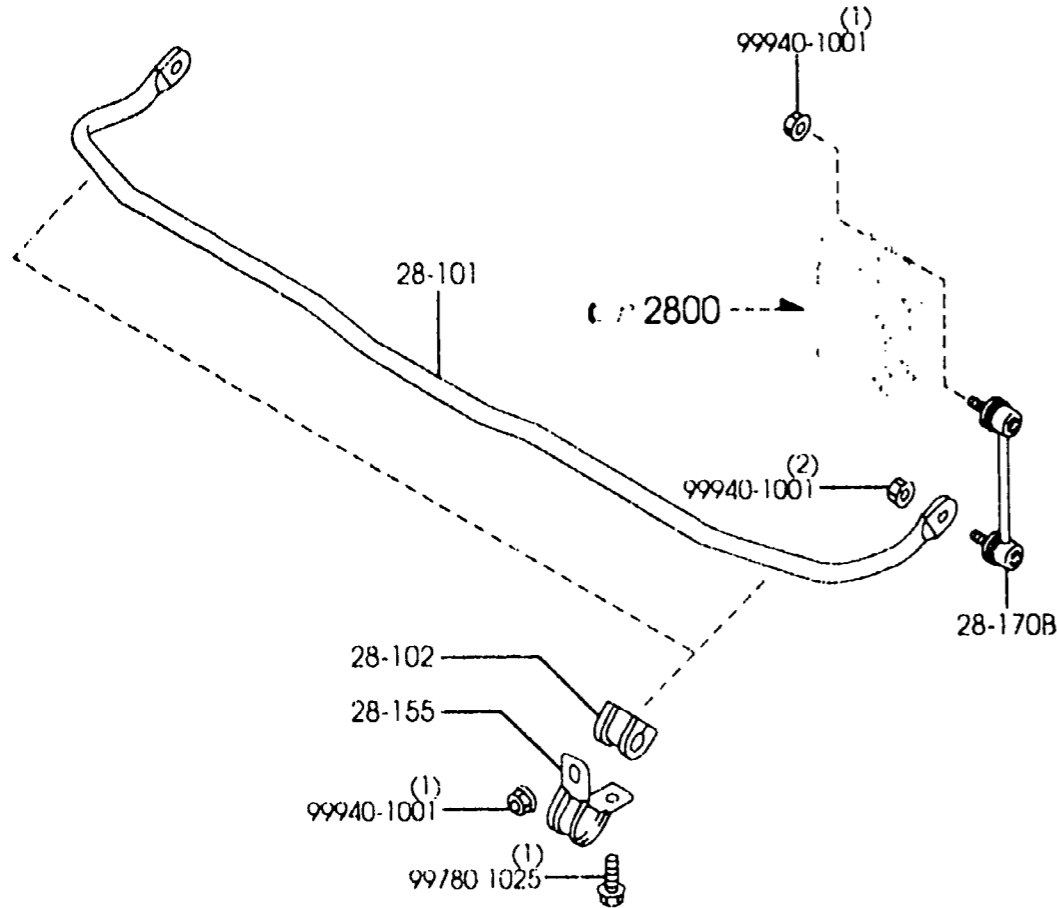
PART NO.	QTY	MODEL/RESTRICTION	MODEL/RESTRICTION	MODEL/RESTRICTION	FROM-TO
CONT'D					
FN11-27-403	1	T=0.6MM	T=0.6MM		
FN11-27-404	1	T=0.65MM	T=0.65MM		
FN11-27-405	1	T=0.7MM	T=0.7MM		
FN11-27-406	1	T=0.75MM	T=0.75MM		
FN11-27-407	1	T=0.8MM	T=0.8MM		
FN11-27-408	1	T=0.85MM	T=0.85MM		
FN11-27-409	1	T=0.9MM	T=0.9MM		
FN11-27-411	1	T=0.95MM	T=0.95MM		
FN11-27-412	1	T=1MM	T=1MM		
FN11-27-413	1	T=1.05MM	T=1.05MM		
FN11-27-414	1	T=1.1MM	T=1.1MM		
FN11-27-415	1	T=1.15MM	T=1.15MM		
FN11-27-416	1	T=1.2MM	T=1.2MM		
FN11-27-417	1	T=1.25MM	T=1.25MM		
FN11-27-418	1	T=1.3MM	T=1.3MM		
FN11-27-419	1	T=1.35MM	T=1.35MM		
FN11-27-422	1	T=1.4MM	T=1.4MM		
FN11-27-423	1	T=1.45MM	T=1.45MM		
FN11-27-424	1	T=1.5MM	T=1.5MM		
FN11-27-425	1	T=1.55MM	T=1.55MM		





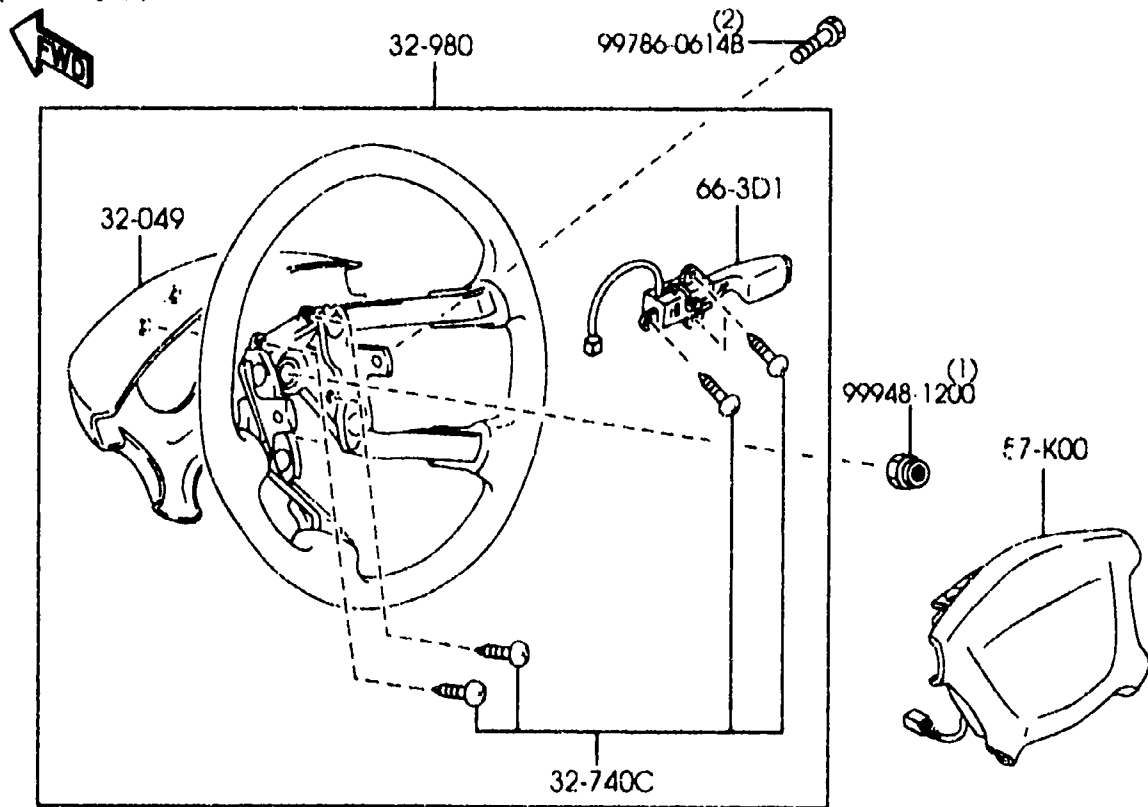
PART NO.	QTY	MODEL/RESTRICTION	MODEL/RESTRICTION	MODEL/RESTRICTION	FROM-TO
28-200X		LINK(L), TRAILING	CHAINON(G), TRAINANT.		-1501
BL8D-28-250B	1				1501-
*CB80-28-250A	1				
28-313		BOLT, TRAILING LINK	BOULON, LIAISON TRAINANT		
GJ21-28-313	2				
28-343B		WASHER	RONDELLE		
B25D-28-343	2				
28-380A		RUBBER(R), MOUNTING	CAOUTCHOUC DE FIXATION(D)		-0B16
BJ3D-28-380	1 (5DR)		(5PRTS)		
B25D-28-380A	1 (4DR)		(4PRTS)		0B16-
A (B25D-28-380B)					
B25D-28-380H	1 (4DR)		(4PRTS)		
28-380Y		RUBBER(L), MOUNTING	CAOUTCHOUC DE FIXATION(G)		-0B16
BJ3D-28-390	1 (5DR)		(5PRTS)		
B25D-28-390A	1 (4DR)		(4PRTS)		0B16-
A (B25D-28-390B)					
B25D-28-390B	1 (4DR)		(4PRTS)		
28-390B		PLATE, CAM	PLATEAU A CAMES		
BC1F-28-473A	2				
28-600		LINK, LATERAL	BIELLE LATERALE		
BJ3D-28-600A	2 (2-DISC)		(2-FR DISQ)		
C100-28-600B	2 (4-DISC)		(4-FR DISQ)		
28-620		LINK, LATERAL-FRONT	LIAISON LATERALE-AVANT		
B30K-28-620A	2 (2-DISC)		(2-FR DISQ)		
B30P-28-620A	2 (4-DISC)		(4-FR DISQ)		
28-644		BOLT, ADJUST	BOULON, REGLAGE		
BC1F-28-66Z	2				
28-700A		DAMPER(R), REAR	AMORTISSEUR AR(D)		
BL8P-28-700A	1 ((4DR)>(4-DISC)>(SPORT SUSP))		((4PRTS)>(4-FR DISQ)>(SUSP. SPORTIVE))		
BN-H-28-700A	1 ((4DR)>(4-DISC)>(MPS SUSP))		((4PRTS)>(4-FR DISQ)>(SUSP.MPS))		

0B16 BJ22* -400081
1501 BJ22* -467953

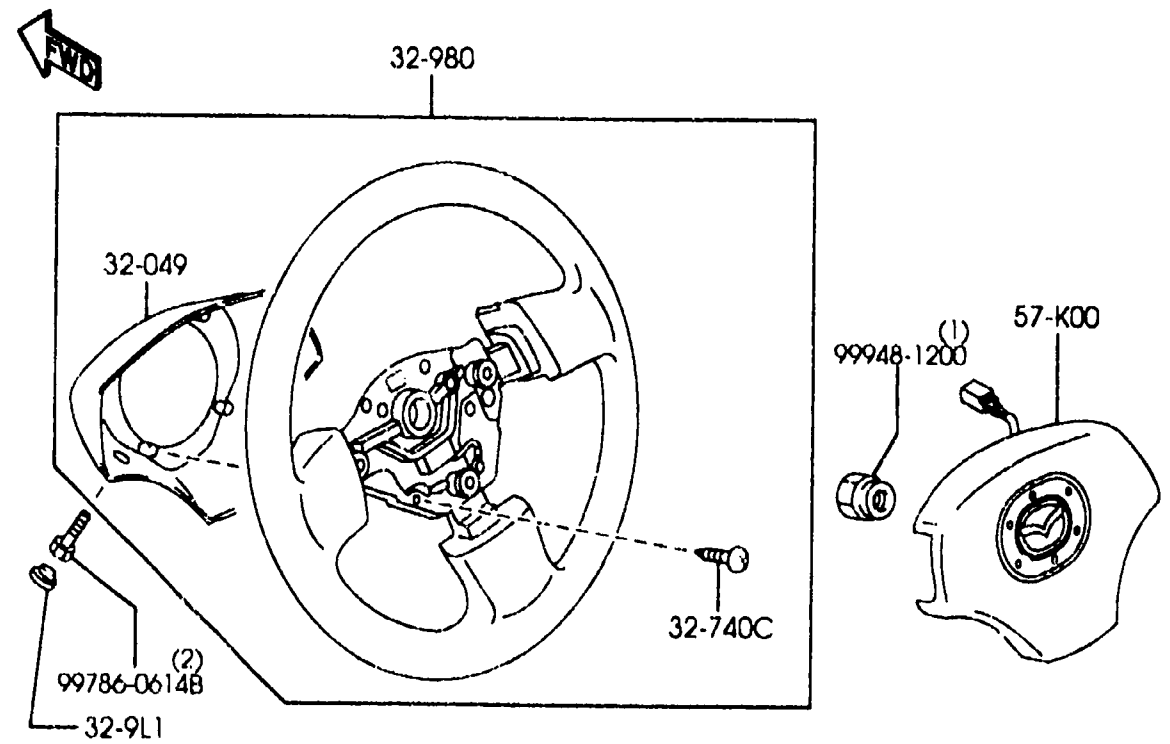


PART NO.	QTY	MODEL/RESTRICTION	MODEL/RESTRICTION	MODEL/RESTRICTION	FROM-TO
28-101		STABILIZER,RR	STABILISATEUR		
BL2J-28-151	1	((SPORT SUSP))>(4-DISC)	((SUSP. SPORTIVE))>(4-FR DISQ)		
B30H-28-151	1	((SPORT SUSP))>(2-DISC)	((SUSP. SPORTIVE))>(2-FR DISQ)		
BN7H-28-151A A (BN7H-28-151B)	1	(MPS SUSP)	(SUSP.MPS)		-1401
BN7H-28-151B	1	(MPS SUSP)	(SUSP.MPS)		1491-
28-102		BUSH,STABILIZER-RR	BUSELURE CTC		
G564-28-156A	2	(SPORT SUSP)	(SUSP. SPORTIVE)		
BN7H-28-156B A (BN7H-28-156C)	2	(MPS SUSP)	(SUSP.MPS)		-1401
BN7H-28-156C	2	(MPS SUSP)	(SUSP.MPS)		1401-
28-155		PLATE,STABILIZER-RR	SUPPORT		
BN7H-28-155A	2	(MPS SUSP)	(SUSP.MPS)		
GA2A-28-155A	2	(SPORT SUSP)	(SUSP. SPORTIVE)		
28-170B		LINK,CONTROL-STABILIS.	LIAISON,CONTROL-STABILIS.		
B26R-28-170	2	(MPS SUSP)	(SUSP.MPS)		
B30H-28-170B	2	(SPORT SUSP)	(SUSP. SPORTIVE)		
1401 BJ22* -452569					

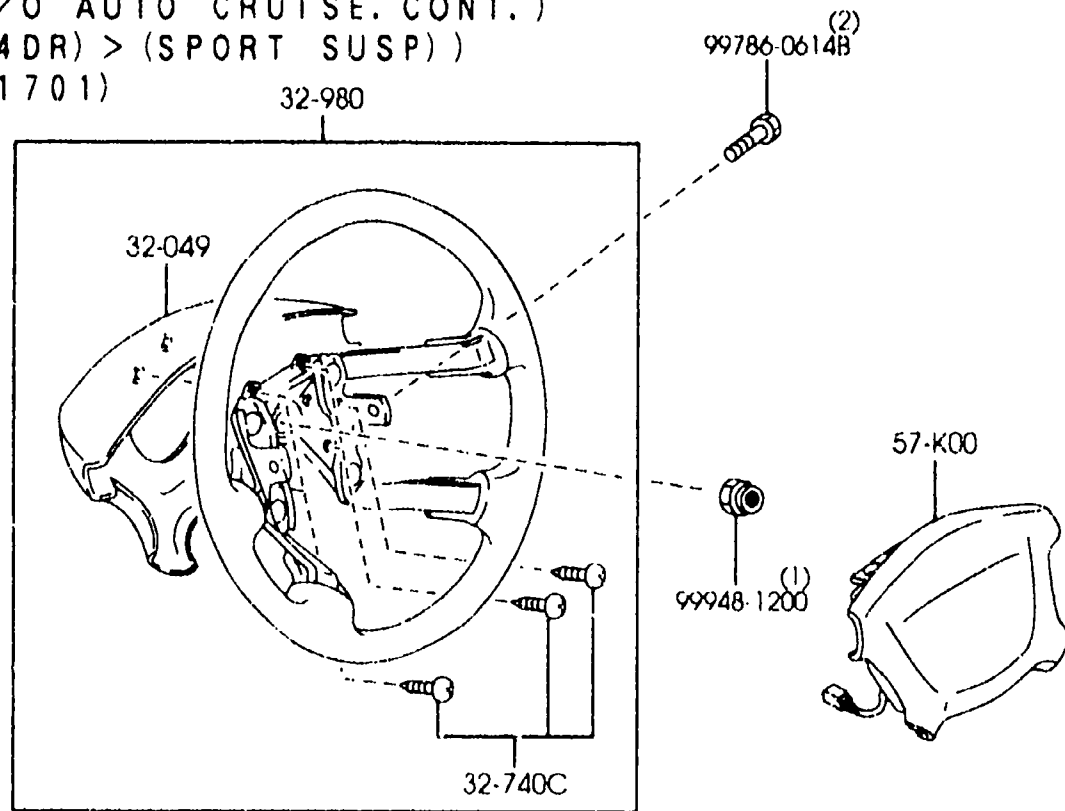
(W/AUTO CRUISE. CONT.)
(4DR) > (SPORT SUSP)
(-1701)



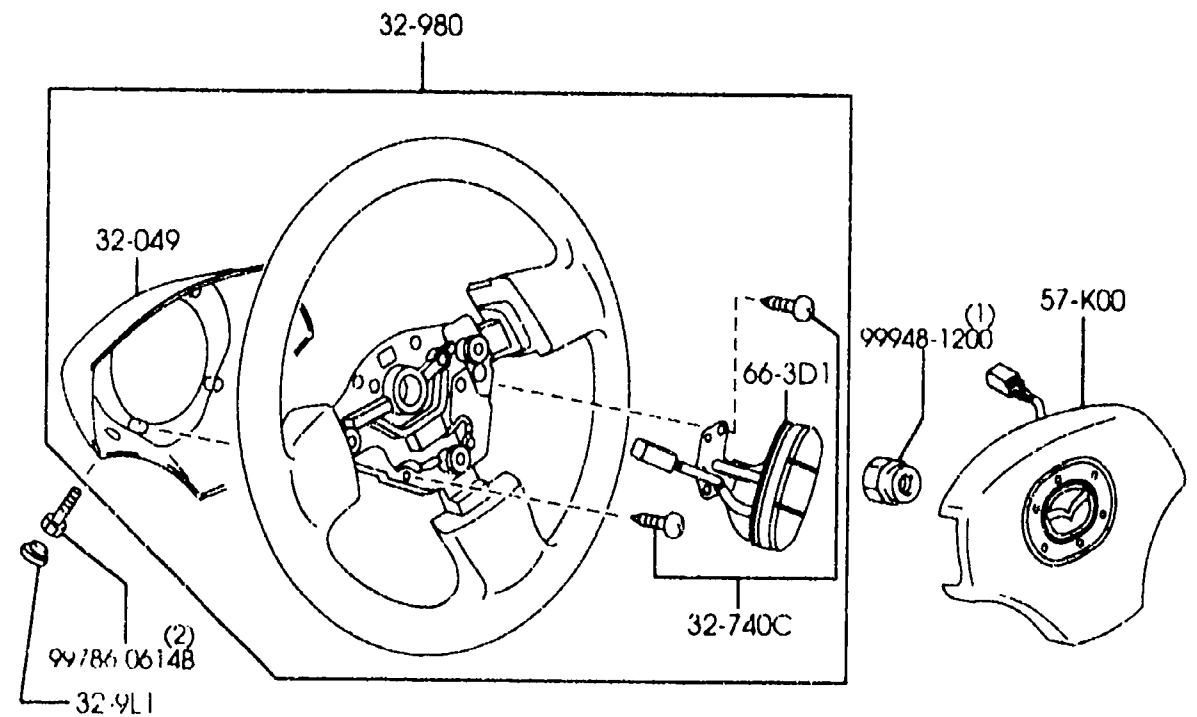
(URETHANE WHEEL+W/O AUTO CRUISE CONT.)
(5DR)
(4DR) > (SPORT SUSP) (1701-)



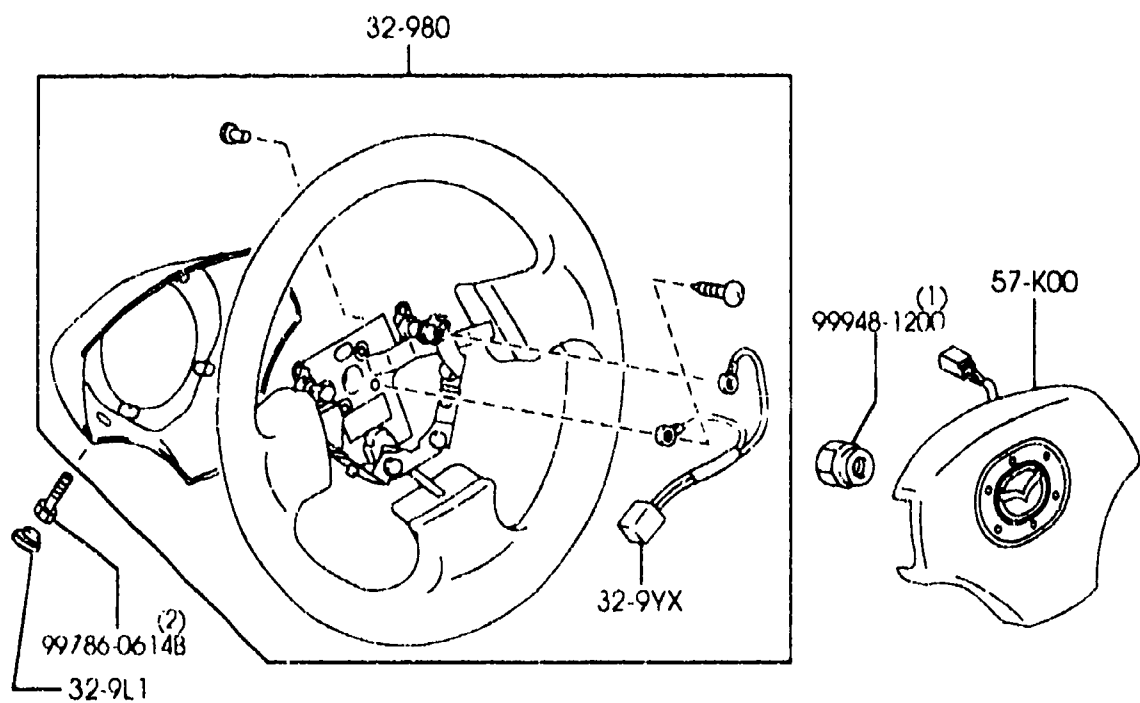
(W/O AUTO CRUISE. CONT.)
(4DR) > (SPORT SUSP)
(-1701)



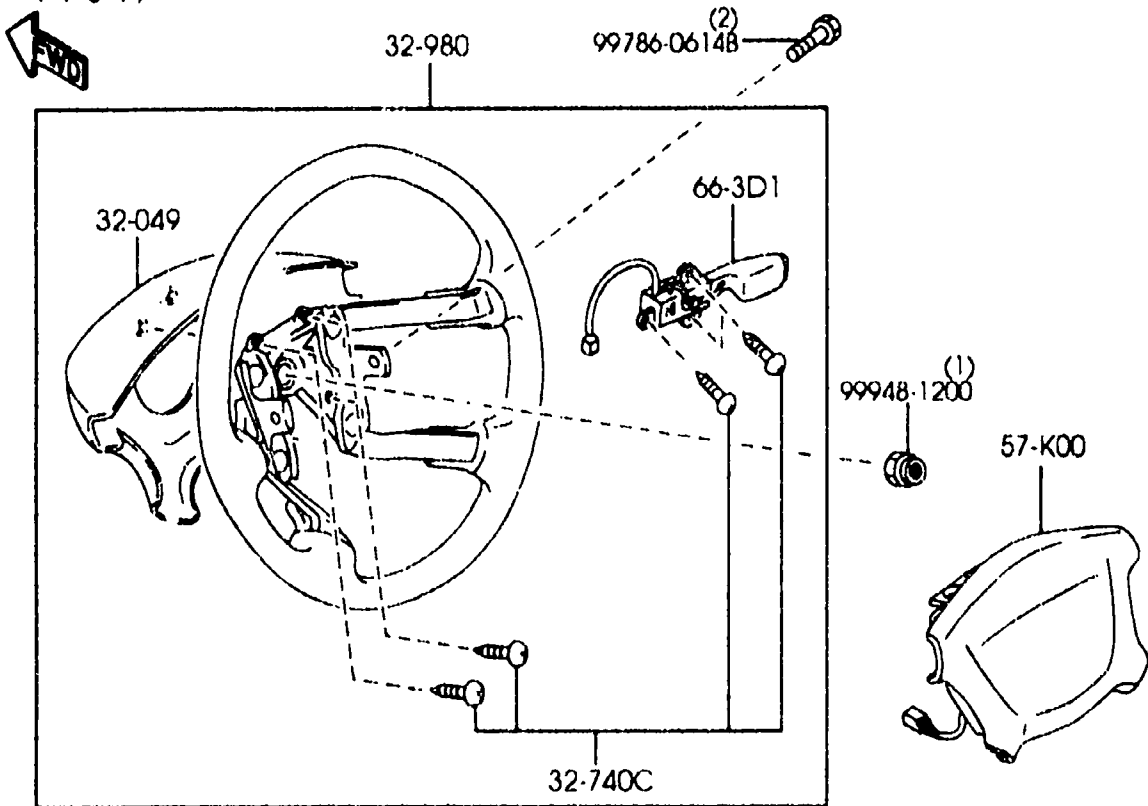
(LEATHER WHEEL)
(URETHANE WHEEL+W/AUTO CRUISE CONT.)
(5DR)
(4DR) > (SPORT SUSP) (1701-)



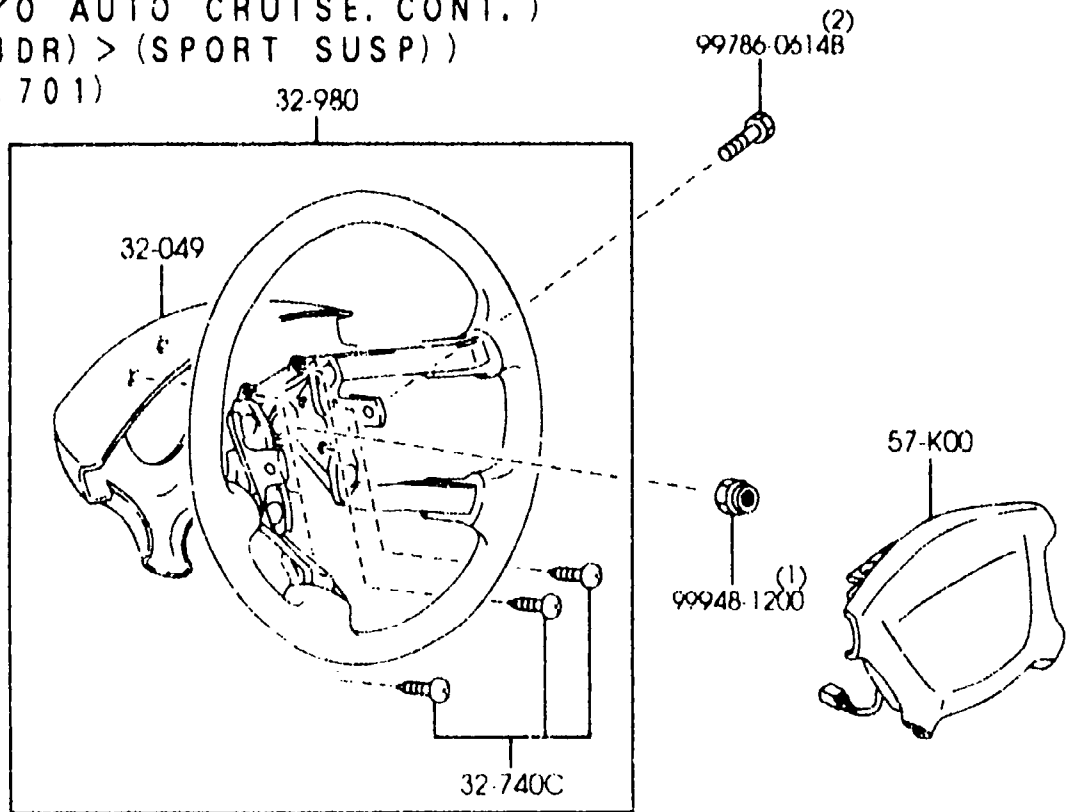
((4DR) > (MPS SUSP))



(W/AUTO CRUISE. CONT.)
 ((4DR) > (SPORT SUSP))
 (-1701)



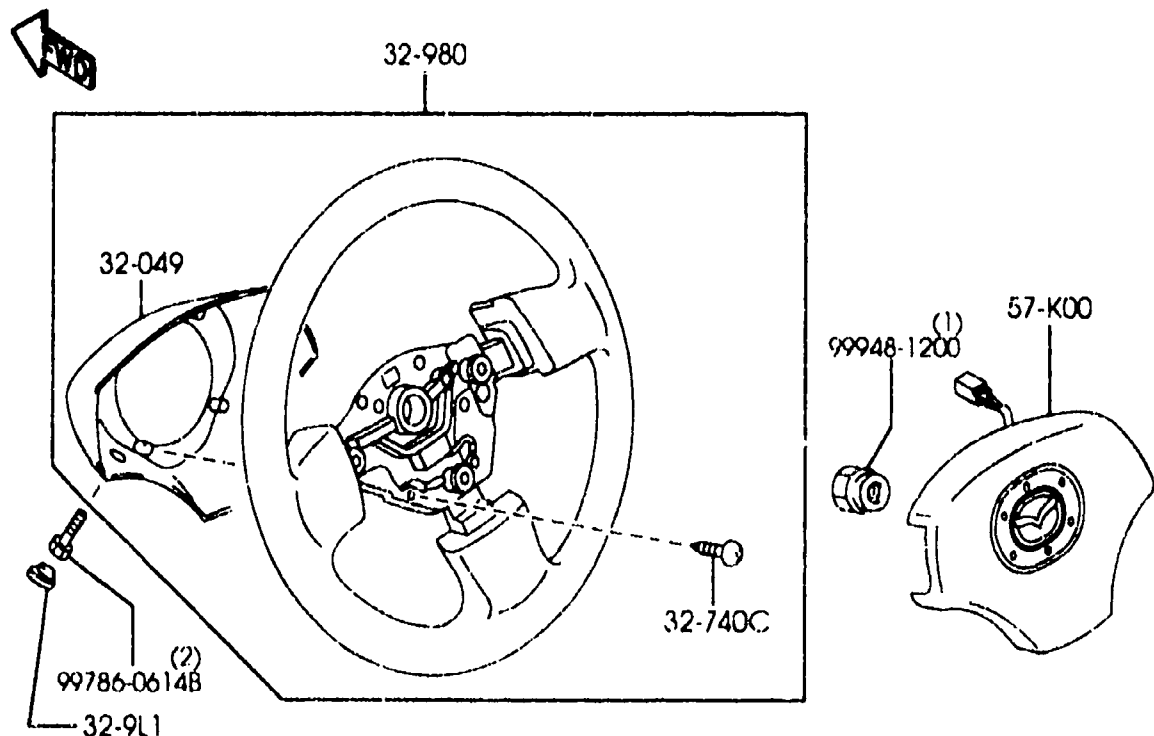
(W/O AUTO CRUISE. CONT.)
 ((4DR) > (SPORT SUSP))
 (-1701)



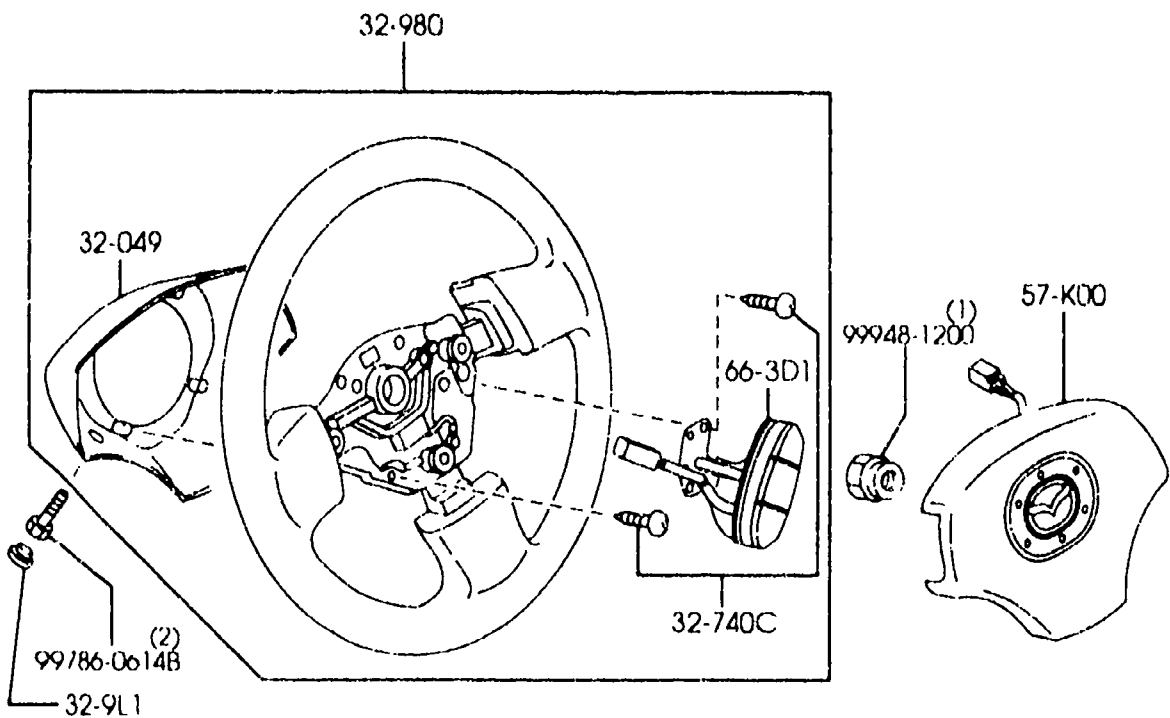
PART NO.	QTY	MODEL/RESTRICTION	MODEL/RESTRICTION	MODEL/RESTRICTION	FROM-TO
32-049					
C100-32-049	1	(W/O AUTO CRUISE CONT.) ((4DR) > (SPORT SUSP))	COVER, WHEEL CORE	COUVERCLE DE VOLANT	-0C25
00	INT-	BN1 BN2 BN4 BLACK		BN1 BN2 BN4 NOIR	
22	INT-	BN3 BROWN		BN3 BRUN	
LC63-32-049	1	(W/AUTO CRUISE CONT.) ((4DR) > (SPORT SUSP))			-1110
00	INT-	BN1 BN2 BN4 BLACK		BN1 BN2 BN4 NOIR	
22	INT-	BN3 BROWN		BN3 BRUN	
C100-32-049A	1	(W/O AUTO CRUISE CONT.) ((4DR) > (SPORT SUSP))			0C25-1701
00	INT-	BN1 BN2 BN4 BLACK		BN1 BN2 BN4 NOIR	
22	INT-	BN3 BROWN		BN3 BRUN	
LC63-32-049A	1	(W/AUTO CRUISE CONT.) ((4DR) > (SPORT SUSP))			1110-1701
00	INT-	BN1 BN2 BN4 BLACK		BN1 BN2 BN4 NOIR	
22	INT-	BN3 BROWN		BN3 BRUN	
*BN5V-32-049	1	(LEATHER WHEEL) (URETHANE WHEEL+W/AUTO CRUISE CONT.) (5DR)		(5PRTS)	1601-
* 00	INT-	BN1 BN2 BN3 BN4 BLACK		BN1 BN2 BN3 BN4 NOIR	
* 22	INT-	BN3 BROWN		BN3 BRUN	
*D305-32-049	1	(URETHANE WHEEL+W/O AUTO CRUISE CONT.) (5DR)		(5PRTS)	1601-
* 00	INT-	BN1 BN2 BN3 BN4 BLACK		BN1 BN2 BN3 BN4 NOIR	
* 22	INT-	BN3 BROWN		BN3 BRUN	
*BN5V-32-049	1	(W/AUTO CRUISE CONT.) ((4DR) > (SPORT SUSP))			1701-
* 00	INT-	BN1 BN2 BN3 BN4 BLACK		BN1 BN2 BN3 BN4 NOIR	
* 22	INT-	BN3 BROWN		BN3 BRUN	
*D305-32-049	1	(W/O AUTO CRUISE CONT.)			1701-

0C25 BJ22* -417185
 1110 BJ22* -420731
 1601 BJ22* -480682
 1701 BJ22* -493151

(URETHANE WHEEL+W/O AUTO CRUISE CONT.)
 (5 DR)
 ((4DR) > (SPORT SUSP)) (1701-)



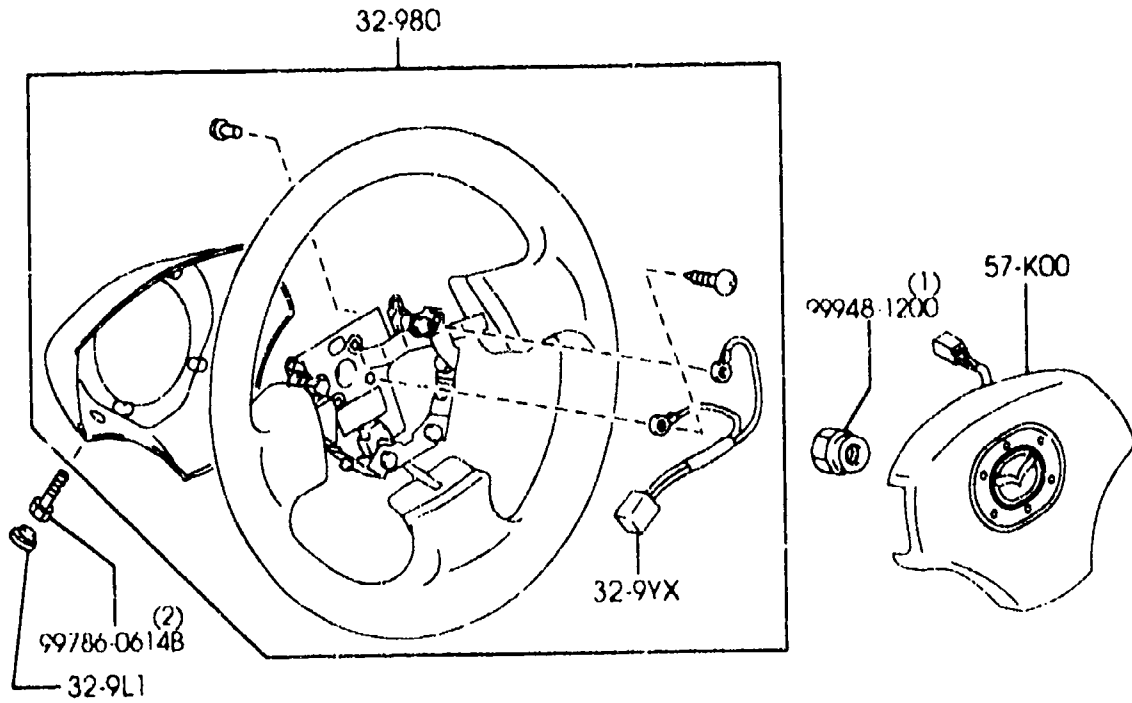
(LEATHER WHEEL)
 (URETHANE WHEEL+W/AUTO CRUISE CONT.)
 (5 DR)
 ((4DR) > (SPORT SUSP)) (1701-)



PART NO.	QTY	MODEL/RESTRICTION	MODEL/RESTRICTION	MODEL/RESTRICTION	FROM-TO
CONT'D					
* 00	INT-	BN1 BN2 BN3 BN4 BLACK	BN1 BN2 BN3 BN4 NOIR BLACK	((4PRTS))>(SUSP. SPOR TIVE)	
* 22	INT-	BN3 BROWN	BN3 BRUN		
		↑-----↑ 32-740C ↑-----↑	PARTS SET, ST. WHEEL		JEU DE PIECES, BOSSAG E
GE7T-32-750	1	(W/O AUTO CRUISE CON T.) ((4DR))>(SPORT SUSP))	((4PRTS))>(SUSP. SPOR TIVE)		-1701
GE7V-32-750	1	(W/AUTO CRUISE CONT.) ((4DR))>(SPORT SUSP))	((4PRTS))>(SUSP. SPOR TIVE)		-1701
* BN5V-32-750	1	(LEATHER WHEEL) (URETHANE WHEEL+W/AU TO CRUISE CONT.) (5DR)	(5PRTS)		1601-
* MD305-32-750	1	(URETHANE WHEEL+W/O AUTO CRUISE CONT.) (5DR)	(5PRTS)		1601-
* BN5V-32-750	1	(W/AUTO CRUISE CONT.) ((4DR))>(SPORT SUSP))	((4PRTS))>(SUSP. SPOR TIVE)		1701-
* MD305-32-750	1	(W/O AUTO CRUISE CON T.) ((4DR))>(SPORT SUSP))	((4PRTS))>(SUSP. SPOR TIVE)		1701-
		↑-----↑ 32-9L1 ↑-----↑	CAP		BOUCHON
BC1D-32-9L1	2	((4DR))>(MPS SUSP))	((4PRTS))>(SUSP. MPS)		-1601
BC1D-32-9L1	2	(5DR)	(5PRTS)		
* T060-32-9L1	2	(5DR)	(5PRTS)		1601-
* 00	INT-	BN1 BN2 BN3 BN4 BLACK	BN1 BN2 BN3 BN4 NOIR BLACK		
* T060-32-9L1	2	((4DR))>(SPORT SUSP))	((4PRTS))>(SUSP. SPOR TIVE)		1701-
* 00	INT-	BN1 BN2 BN3 BN4 BLACK	BN1 BN2 BN3 BN4 NOIR BLACK		
		↑-----↑ 32-9YX ↑-----↑	HARNES, ST. WHEEL BO SS		HARNAIS, BOSSAGE V. DI RECT
B25E-32-9YX	1	((4DR))>(MPS SUSP))	((4PRTS))>(SUSP. MPS)		

1601 BJ22* -460682
 1701 BJ22* -493151

((4DR) > (MPS SUSP))



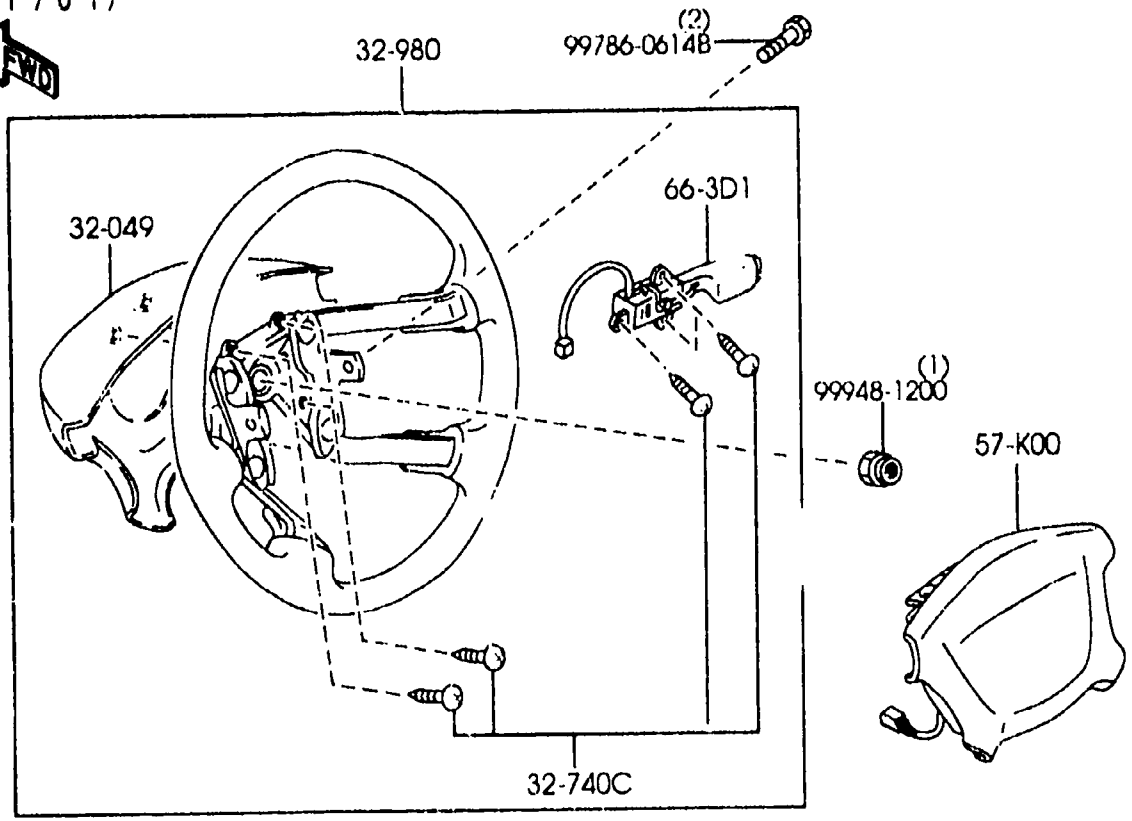
PART NO.	QTY	MODEL/RESTRICTION	MODEL/RESTRICTION	MODEL/RESTRICTION	FROM-TO
32-980		BOSS, STEERING WHEEL	VOLANT		
BN5W-32-980B	1	(LEATHER WHEEL) (5DR)	(5PRTS)		
00	INT-	BN1 BN2 BN4 BN3 BLACK	BN1 BN2 BN4 BN3 NOIR		
B28V-32-980A	1	BLACK/SILVER ((4DR)>(MPS SUSP))	BLACK/SILVER ((4PRTS)>(SUSP.MPS))		
GG4J-32-980A	1	(W/O AUTO CRUISE CON T.) ((4DR)>(SPORT SUSP))	((4PRTS)>(SUSP. SPOR TIVE))		-0C25
00	INT-	BN1 BN2 BN4 BLACK	BN1 BN2 BN4 NOIR		
22	INT-	BN3 BROWN	BN3 BRUN		
GG4K-32-980A	1	(W/AUTO CRUISE CONT.) ((4DR)>(SPORT SUSP))	((4PRTS)>(SUSP. SPOR TIVE))		-1110
00	INT-	BN1 BN2 BN4 BLACK	BN1 BN2 BN4 NOIR		
22	INT-	BN3 BROWN	BN3 BRUN		
GG4J-32-980B	1	(W/O AUTO CRUISE CON T.) ((4DR)>(SPORT SUSP))	((4PRTS)>(SUSP. SPOR TIVE))		0C25-1701
00	INT-	BN1 BN2 BN4 BLACK	BN1 BN2 BN4 NOIR		
22	INT-	BN3 BROWN	BN3 BRUN		
GG4K-32-980B	1	(W/AUTO CRUISE CONT.) ((4DR)>(SPORT SUSP))	((4PRTS)>(SUSP. SPOR TIVE))		1110-1701
00	INT-	BN1 BN2 BN4 BLACK	BN1 BN2 BN4 NOIR		
22	INT-	BN3 BROWN	BN3 BRUN		
*BN5V-32-980B	1	(URETHANE WHEEL+W/AU TO CRUISE CONT.) (5DR)	(5PRTS)		1601-
* 00	INT-	BN1 BN2 BN3 BN4 BLACK	BN1 BN2 BN3 BN4 NOIR		
* 22	INT-	BN3 BROWN	BN3 BRUN		
*D305-32-980	1	(URETHANE WHEEL+W/O AUTO CRUISE CONT.) (5DR)	(5PRTS)		1601-
* 00	INT-	BN1 BN2 BN3 BN4 BLACK	BN1 BN2 BN3 BN4 NOIR		
* 22	INT-	BN3 BROWN	BN3 BRUN		
*BN5V-32-980B	1	(W/AUTO CRUISE CONT.)			1701-
0C25 BJ22*	-417185				
1110 BJ22*	-420731				
1601 BJ22*	-480682				
1701 BJ22*	-493151				

3200A STEERING WHEEL

(1/3)

3200A -4 * STEERING WHEEL

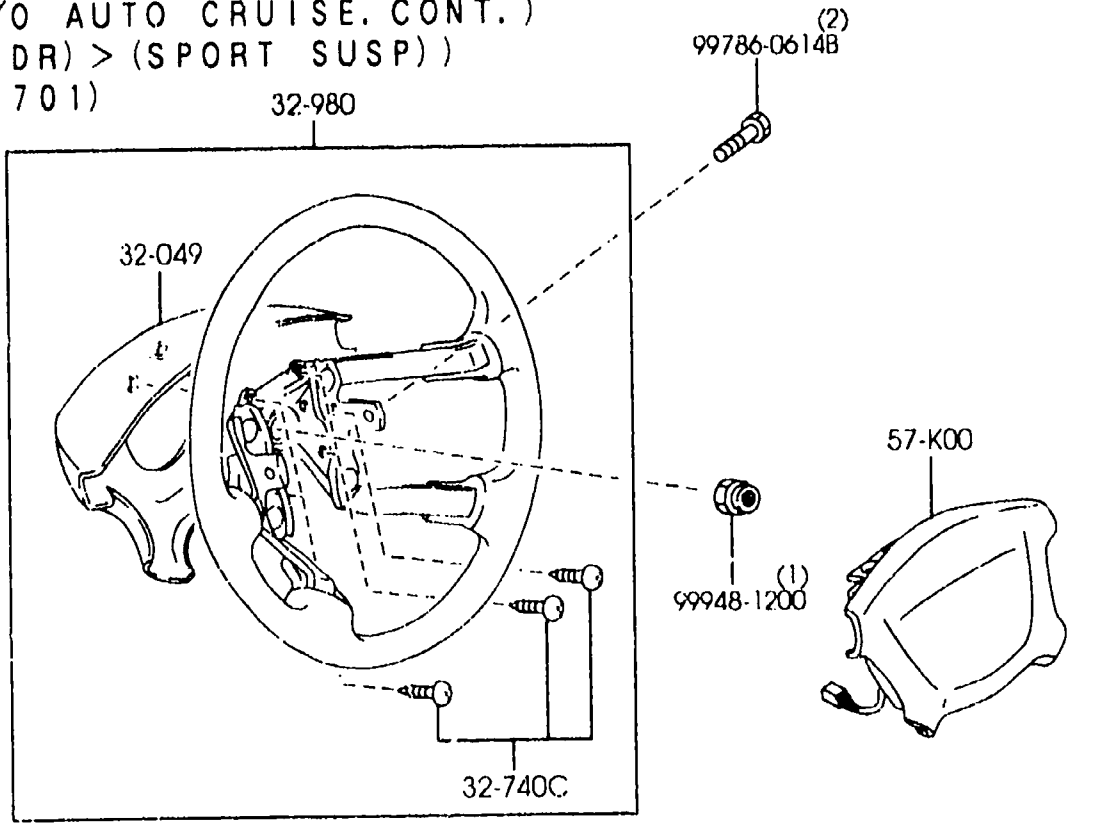
(W/AUTO CRUISE. CONT.)
 ((4DR) > (SPORT SUSP))
 (-1701)



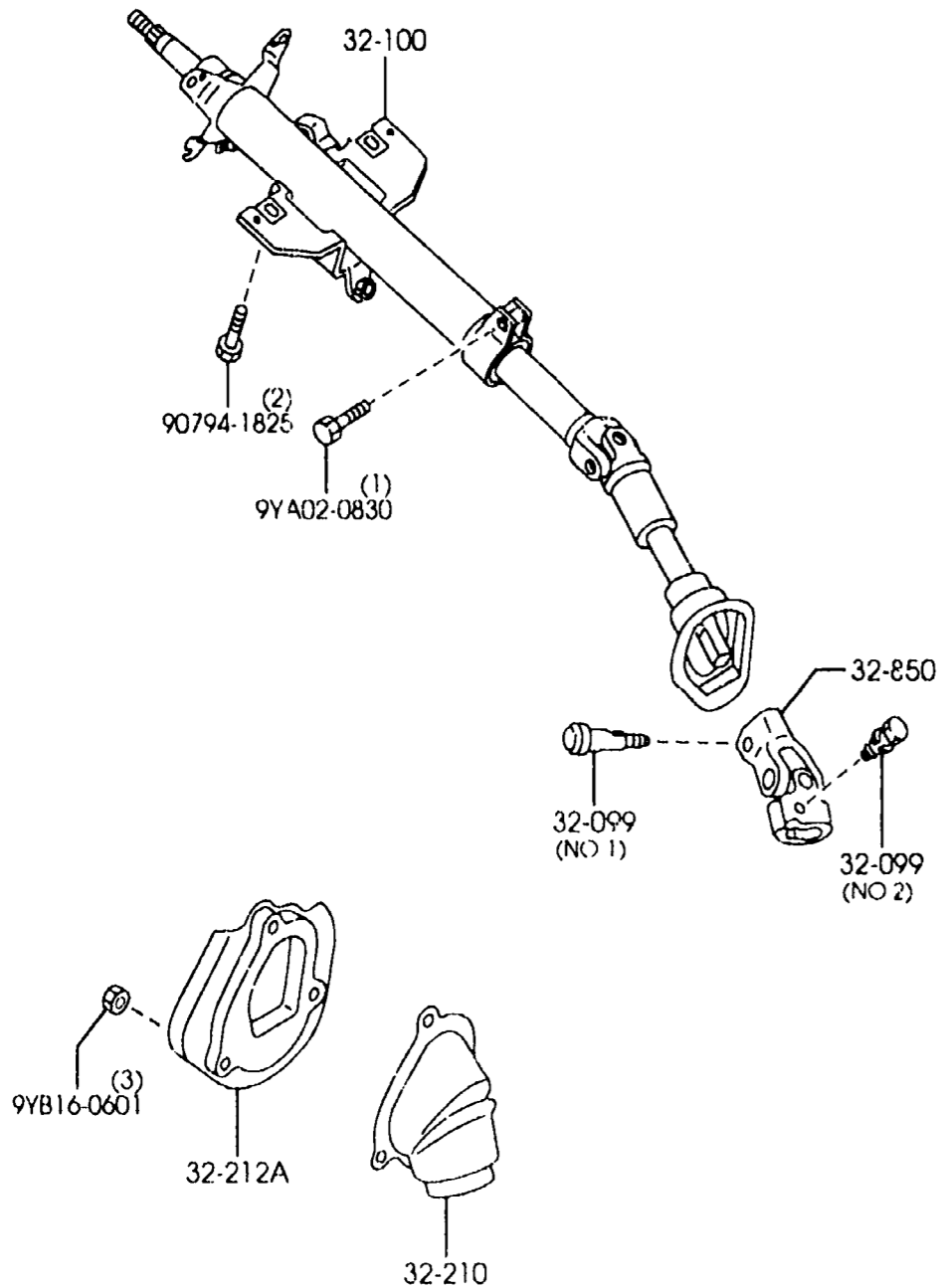
PART NO.	QTY	MODEL/RESTRICTION	MODEL/RESTRICTION	MODEL/RESTRICTION	FROM-TO
CONT'D		((4DR)>(SPORT SUSP))	((4PRTS)>(SUSP. SPORTIVE))		
* 00	INT-	BN1 BN2 BN3 BN4 BLACK	BN1 BN2 BN3 BN4 NOIR		
* 22	INT-	BN3 BROWN	BN3 BRUN		
*D305-32-980	1	(W/O AUTO CRUISE CONT.) ((4DR)>(SPORT SUSP))	((4PRTS)>(SUSP. SPORTIVE))		1701-
* 00	INT-	BN1 BN2 BN3 BN4 BLACK	BN1 BN2 BN3 BN4 NOIR		
* 22	INT-	BN3 BROWN	BN3 BRUN		
57-K00		MODULE, AIR BAG	MODULE, SAC AIR		
B28V-57-K00	1	((4DR)>(MPS SUSP))	((4PRTS)>(SUSP.MPS))		-1601
B28V-57-K00	1	(5DR)	(5PRTS)		-1601
BJ0F-57-K00A	1	((4DR)>(SPORT SUSP))	((4PRTS)>(SUSP. SPORTIVE))		-1701
00	INT-	BN1 BN2 BN4 BLACK	BN1 BN2 BN4 NOIR		
22	INT-	BN3 BROWN	BN3 BRUN		
*B28V-57-K00A	1	((4DR)>(MPS SUSP)) (5DR)	((4PRTS)>(SUSP.MPS)) (5PRTS)		1601-
* 00	INT-	BN1 BN2 BN3 BN4 BLACK	BN1 BN2 BN3 BN4 NOIR		
* 22	INT-	BN3 BROWN	BN3 BRUN		
*B28V-57-K00A	1	((4DR)>(SPORT SUSP))	((4PRTS)>(SUSP. SPORTIVE))		1701-
* 00	INT-	BN1 BN2 BN3 BN4 BLACK	BN1 BN2 BN3 BN4 NOIR		
* 22	INT-	BN3 BROWN	BN3 BRUN		
66-3D1		SWITCH, AUTOCUISE	INTERRUPTEUR, VOYAGE AUTO.		
BN5V-66-3D1	1	(LEATHER WHEEL) (URETHANE WHEEL+W/AUTO CRUISE CONT.) (5DR)	(5PRTS)		-1701
BJ0F-66-3D1	1	(W/AUTO CRUISE CONT.) ((4DR)>(SPORT SUSP))	((4PRTS)>(SUSP. SPORTIVE))		1701-
*BN5V-66-3D1	1	(W/AUTO CRUISE CONT.) ((4DR)>(SPORT SUSP))	((4PRTS)>(SUSP. SPORTIVE))		1701-

1601 BJ22* -480682
 1701 BJ22* -493151

(W/O AUTO CRUISE. CONT.)
 ((4DR) > (SPORT SUSP))
 (-1701)



2-J 5



PART NO.	QTY	MODEL/RESTRICTION	MODEL/RESTRICTION	MODEL/RESTRICTION	FROM-TO
32-099		BOLT, SHAFT	BOULON, ARBRE		
B25D-32-099C	1	(ILLUST. NO.1)			
B455-32-099A	1	(ILLUST. NO.2)			
32-100		SHAFT, ENGY. ABSORBER	COLONE TELESCOPIQUE		
BL8D-32-200	1				
32-210		COVER, DUST	COUVERCLE, ARBRE DIRECTION		
BJ0E-32-211A	1				
32-212A		PLATE SET	JEU DE PLAQUES		
GA2A-32-212E	1				
32-850		JOINT, STEERING	JOINT, DIRECTION		
BJ0E-32-850C	1				

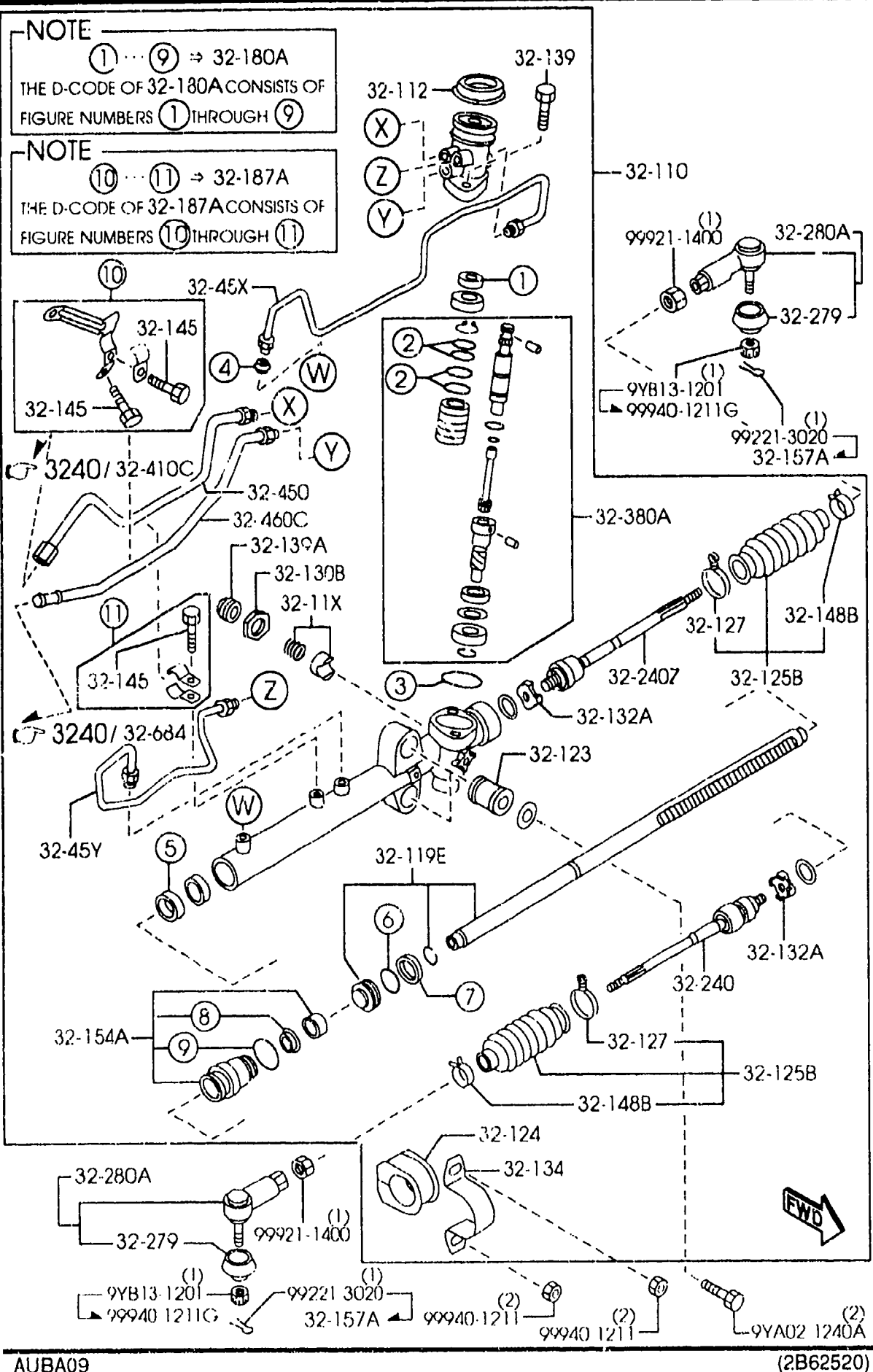


3220A STEERING GEAR

3220A -2 STEERING GEAR

NOTE
 ①...⑨ ⇒ 32-180A
 THE D-CODE OF 32-180A CONSISTS OF
 FIGURE NUMBERS ① THROUGH ⑨

NOTE
 ⑩...⑪ ⇒ 32-187A
 THE D-CODE OF 32-187A CONSISTS OF
 FIGURE NUMBERS ⑩ THROUGH ⑪



PART NO.	QTY	MODEL/RESTRICTION	MODEL/RESTRICTION	MODEL/RESTRICTION	FROM-TO
32-145	3	BOLT, STERING GEAR	BOULON, BOITE DIRECTI ON		
GJ25-32-145					
32-148B	2	CLIP	ATTACHE		
B046-32-127					
32-154A	1	HOLDER, STEERING GEAR	SUPPORT, BOITE DIRECT ION.		
B25F-32-154					
32-157A	2	PIN	CLAVETTE		
GG2M-32-281					
32-180A	1	SEAL KIT, ST. GEAR	OUTILS JOINT, BOITE D IRECT		
B30D-32-180					
32-187A	1	CLIP KIT 'B', ST. GEAR	OUTIL COLLIER 'B', B.D IRECT		
BJ0E-32-188A					
32-240	1	JOINT (R), BALL	ROTULE (D)		
B25D-32-250					
32-240Z	1	JOINT (L), BALL	JOINT (G), BILLE		
B25D-32-240					
32-279	2	SEAL, DUST-BALL JOINT	CACHE-POUSSIERE		
B455-32-279					
32-280A	2	JOINT, BALL	ROTULE		
GA2A-32-280A					
32-380A	1	VALVE, ST. GEAR	SOUPAPE		
DL4C-32-380		(MPS SUSP)	(SUSP. MPS)		
BL8D-32-380		(SPORT SUSP)	(SUSP. SPORTIVE)		
32-45X	1	PIPE (R), RETURN-PRESS URE	CONDUIT, RESSORT-PRES SION		
BJ0E-32-45X					
32-45Y	1	PIPE (L), RETURN-PRESS URE	CONDUIT, RESSORT-PRES SION		
BJ0E-32-45Y					

1301 BJ22* -440775

AUBA09

(2B62520)

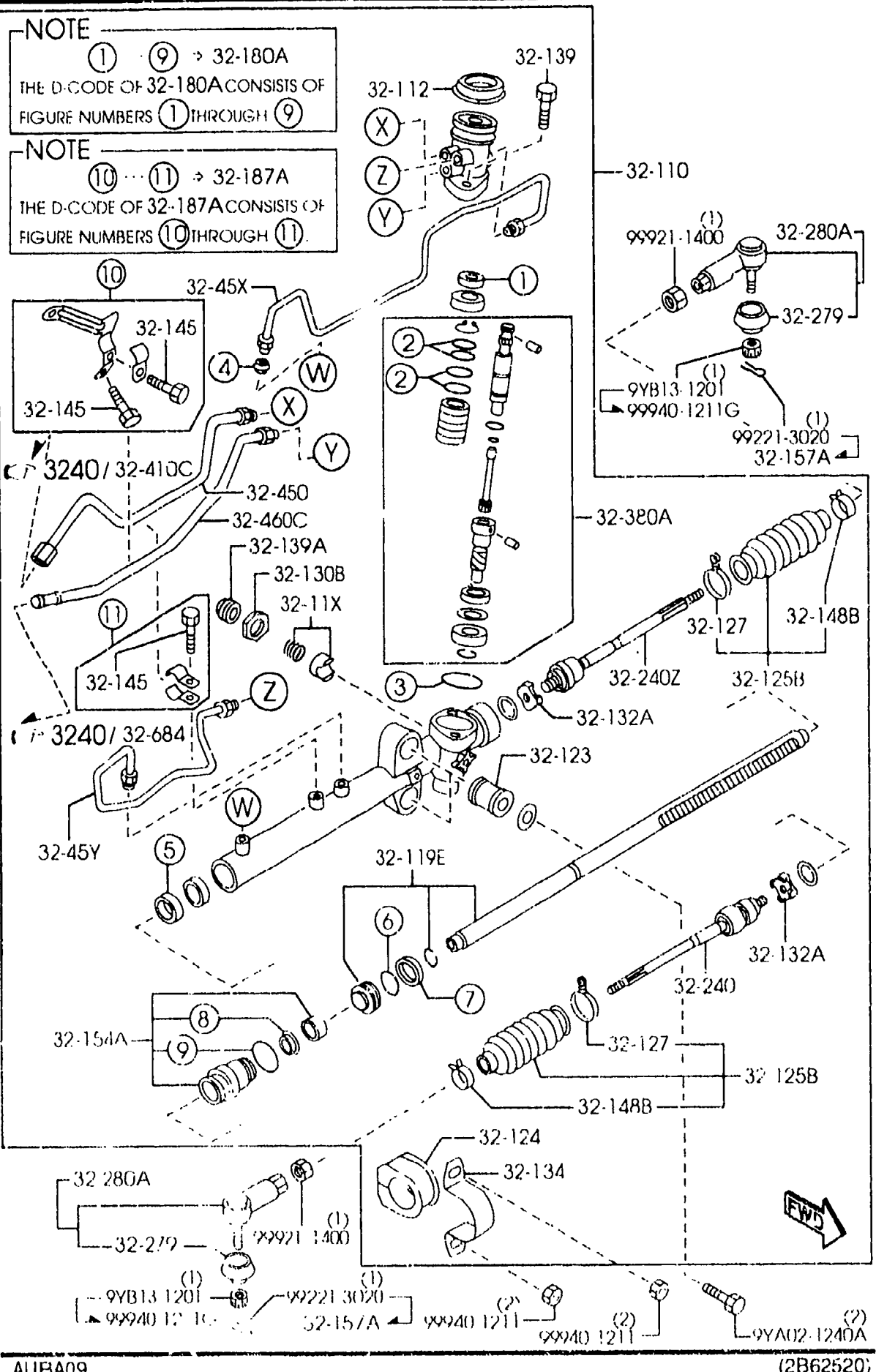
CAT. AUBA09-02

2001-07

2-M 5

NOTE
 ① ⑨ → 32-180A
 THE D-CODE OF 32-180A CONSISTS OF
 FIGURE NUMBERS ① THROUGH ⑨

NOTE
 ⑩ ⑪ → 32-187A
 THE D-CODE OF 32-187A CONSISTS OF
 FIGURE NUMBERS ⑩ THROUGH ⑪



PART NO	QTY	MODEL/RESTRICTION	MODEL/RESTRICTION	MODEL/RESTRICTION	FROM-TO
32-450		PIPE, PRESSURE	TUYAU DE PRESSION		
BJOE-32-450	1				
32-460C		PIPE, PRESSURE	TUYAU DE PRESSION		
BJOE-32-460	1				

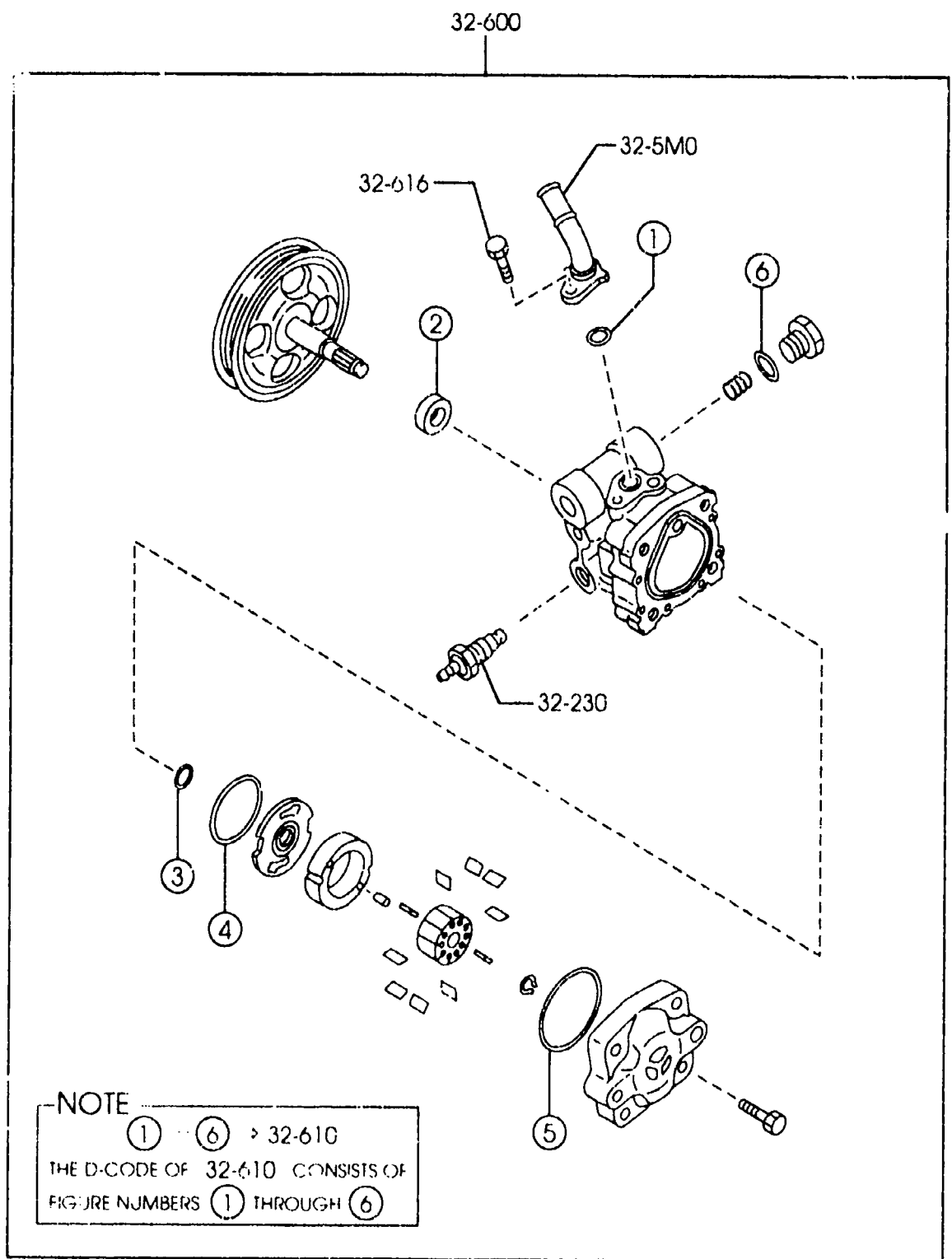
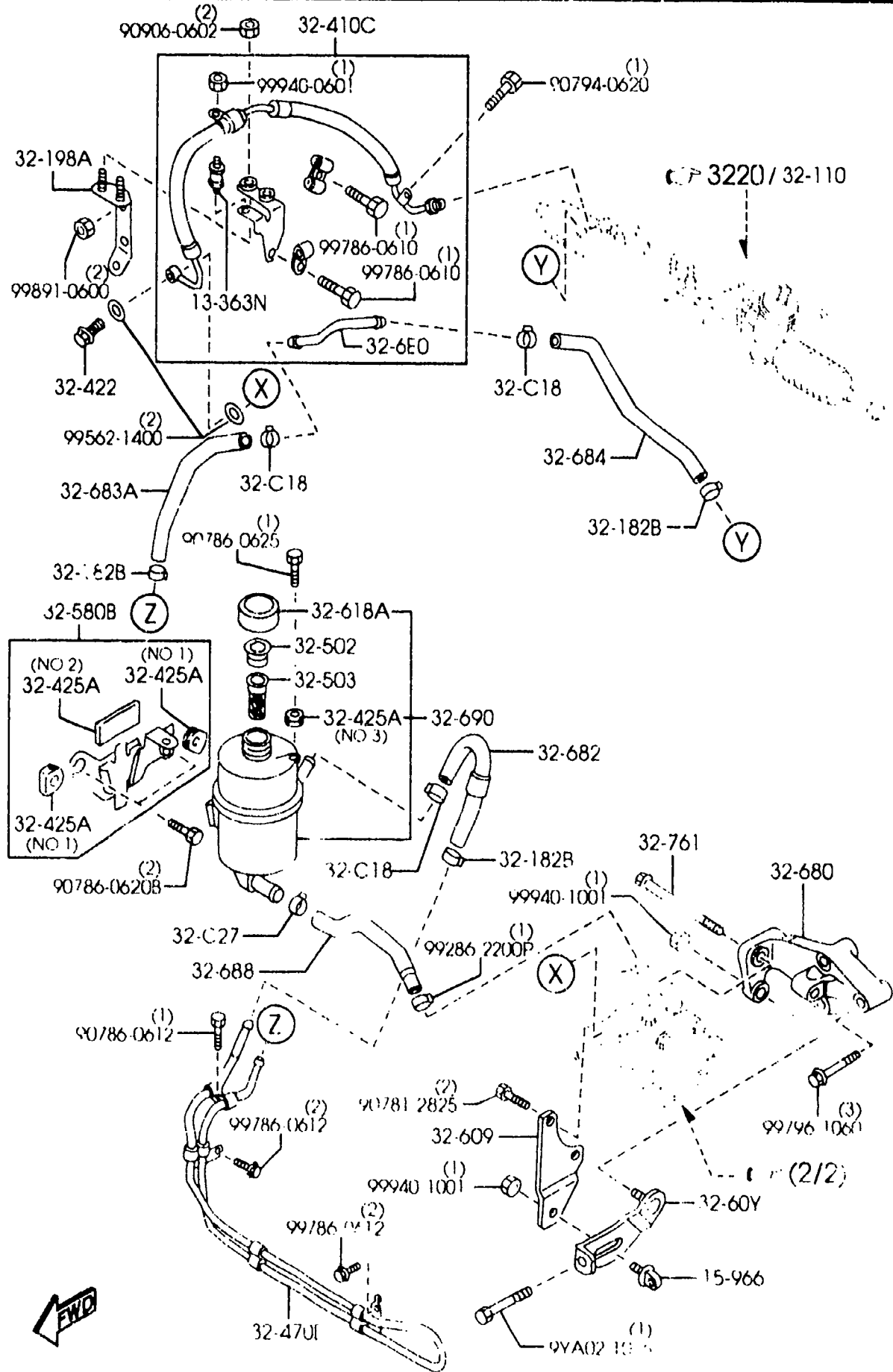
AUBA09

(2B62520)

CAT. AUBA09-02

2001-07

2-N 5



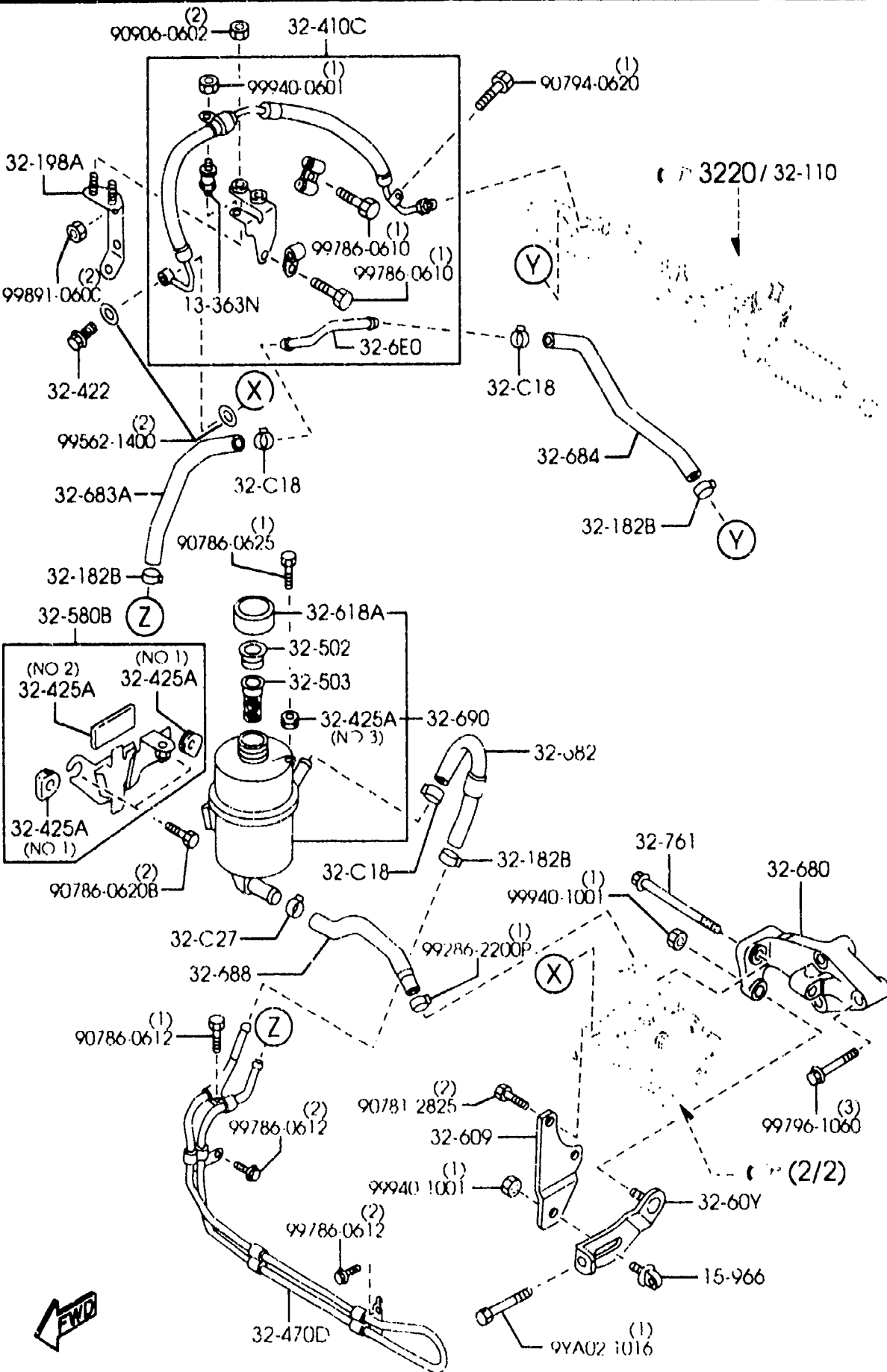
AUBA09

(2B40581)

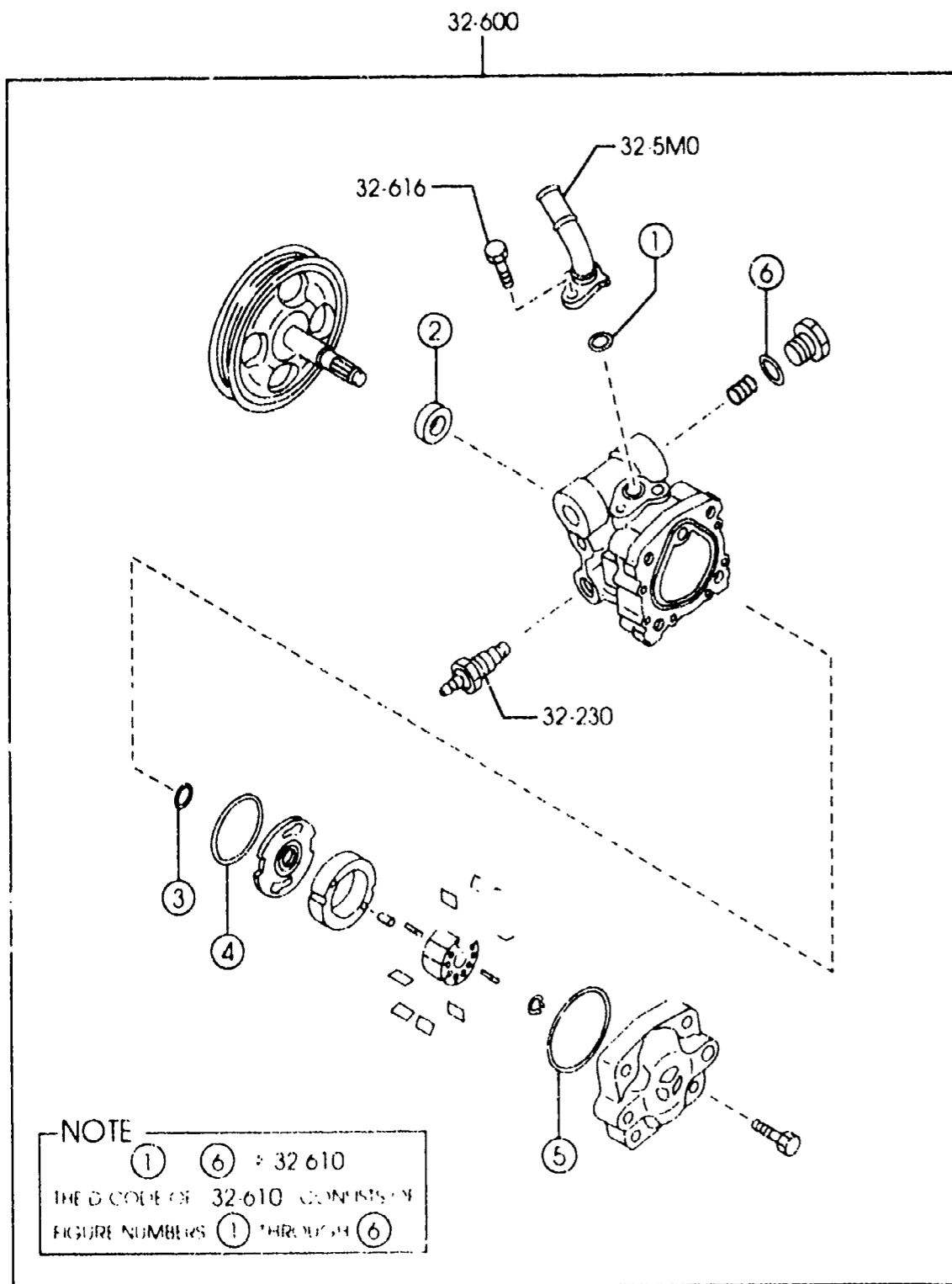


AUBA09

(2B40582)

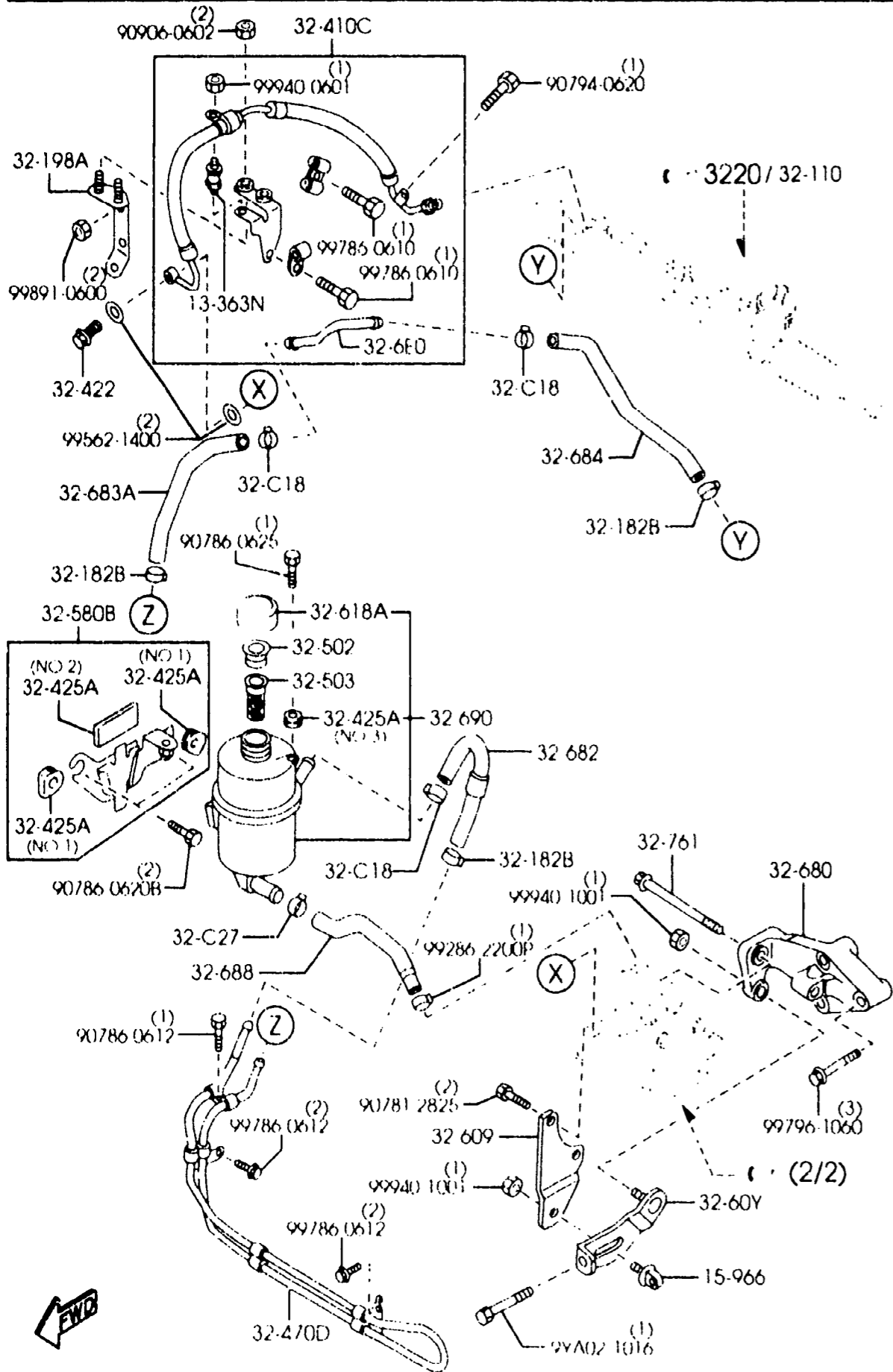


PART NO.	QTY	MODEL/RESTRICTION	MODEL/RESTRICTION	MODEL/RESTRICTION	FROM-TO
13-363N		RUBBER, MOUNTING	CAOUTCHOUC DE FIXATION		
0222-13-363	1				
15-966		BOLT, ADJUST	BOULON, REGLAGE		
B366-15-966C	1				
32-C18		CLAMP, HOSE-P.S.	COLLIER, FLEXIBLE-F.V.S.D.		
EA03-32-C18A	3				
32-C27		CLAMP, HOSE	COLLIER, TUYAU-V.S.D. RECT.		
GJ22-32-C27	1				
32-182B		CLIP, PIPE-P.S.	ECROU DE BLOCAGE		
B01W-32-182	3				
32-198A		BRACKET, HOSE	SUPPORT, TUYAU		
B25D-32-197B	1				
32-230		SENSOR, STEERING PRES SURE	COMMUTATEUR		
B25D-32-230	1				
32-410C		PIPE, RETURN	TUYAU, RETOUR		
B25D-32-410F	1				
32-422		BOLT, EYE	BOULON, IL-SOUPAPE COMM.		
B25D-32-422	1				
32-425A		RUBBER, MOUNTING	CAOUTCHOUC, MONTAGE		
BC1D-32-425	2	MOLTEN (ILLUST. NO.1)	MOLTEN		
B25D-32-425	1	(ILLUST. NO.2)			
GA2B-32-425	1	MOLTEN (ILLUST. NO.3)	MOLTEN		
32-470D		PIPE, COOLING	TUYAU, REFROIDISSEMENT		
B25D-32-470C	1	(MT)	(B.V. MANU)		
B26K-32-470C	1	(AT)	(B.V. AUTOM)		
32-5M0		PIPE, SUCTION	TUYAU, ASPIRATION		
B25D-32-5M0	1				

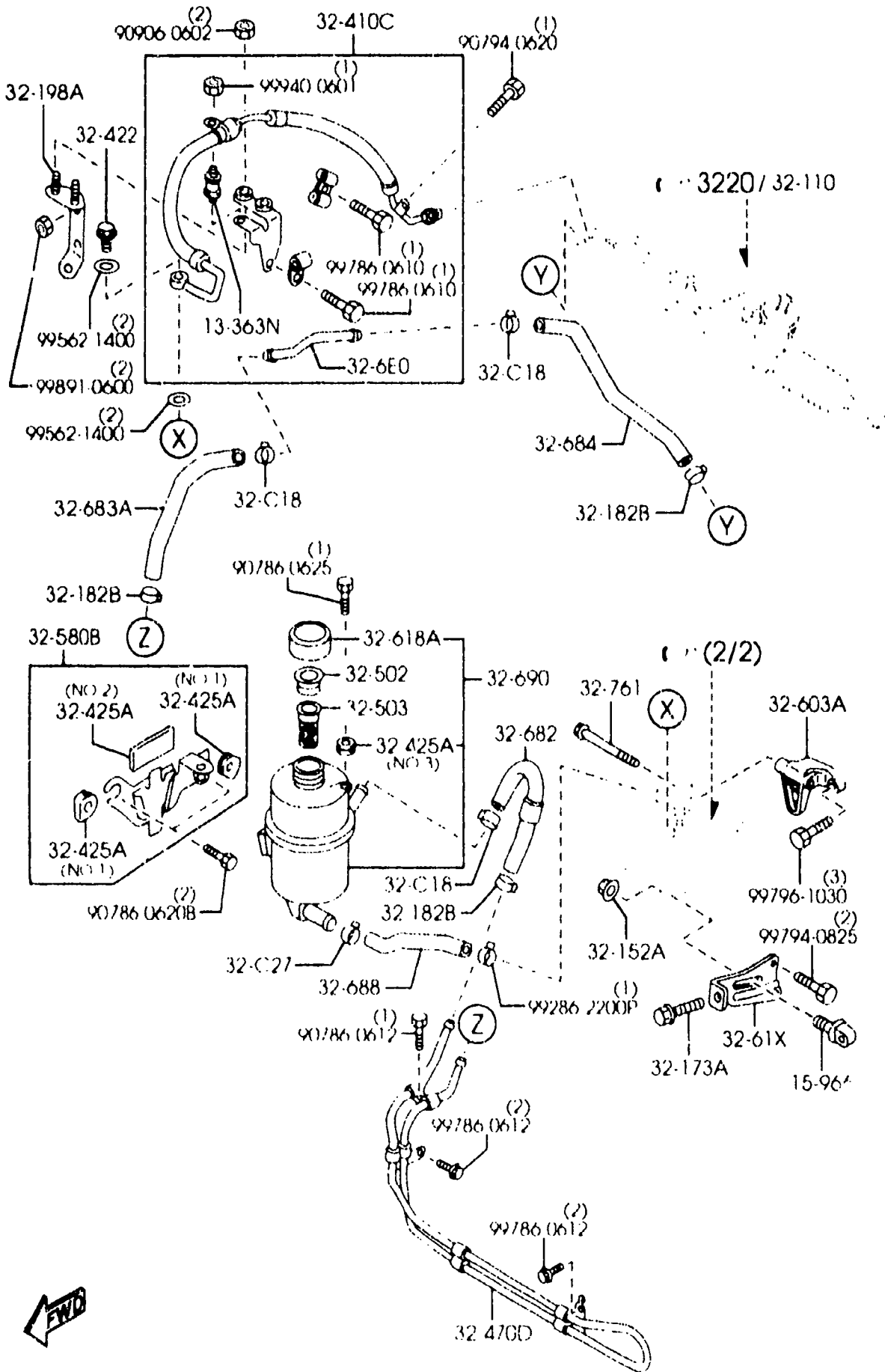


PART NO.	QTY	MODEL/RESTRICTION	MODEL/RESTRICTION	MODEL/RESTRICTION	FROM TO
32-502		GASKET	JOINT		
T001-32-554	1				
32-503		STRAINER	CREPINE		
BR71-32-503A	1				
32-500B		BRACKET, TANK	SUPPORT, RESERVOIR		
B25D-32-530D	1				
32-6E0		PIPE, RETURN	TUYAU, RETOUR		
B25D-32-6E0	1				
32-60Y		BRACKET NO. 1, TANK	SUPPORT NO. 1, TUYAU		
B456-32-60YB	1				
32-600		PUMP, VANE	POMPE A PALETTES		
B25D-32-600B	1				
32-609		BRACKET, VANE PUMP	SUPPORT, POMPE AILETT E		
B25D-32-609	1				
32-610		SEAL KIT, VANE PUMP	OUTILS JOINT, POMPE A ILETT		
B25D-32-610	1				
32-616		BOLT, VANE PUMP	BOULON		
B25D-32-615	1				
32-618A		CAP, VANE PUMP TANK	CAPUCHON, RESERV. P. PAL.		
B01C-32-691	1				
32-680		BRACKET, VANE PUMP	SUPPORT, POMPE		
B25D-32-680	1				
32-682		HOSE, RETURN	DURITE		
B26K-32-682B	1				
32-683A		HOSE, RETURN	TUYAU DE RETOUR		
B26K-32-683	1				
32-684		HOSE, RETURN	TUYAU, RETOUR		
B25D-32-684	1				





PART NO	QTY	MODIF./RESTRICTION	MODIF./RESTRICTION	MODIF./RESTRICTION	FROM TO
32-688		HOSE, SUCTION	FLEXIBLE ASPIRATION		
B25D-32-688	1				
32-690		TANK, VANE PUMP	RESERVOIR		
B25D-32-690A	1				
32-761		BOLT, PUMP BRACKET	BOULON, BRIDE-SUPPORT -D.P.		
B456-32-761A	1				



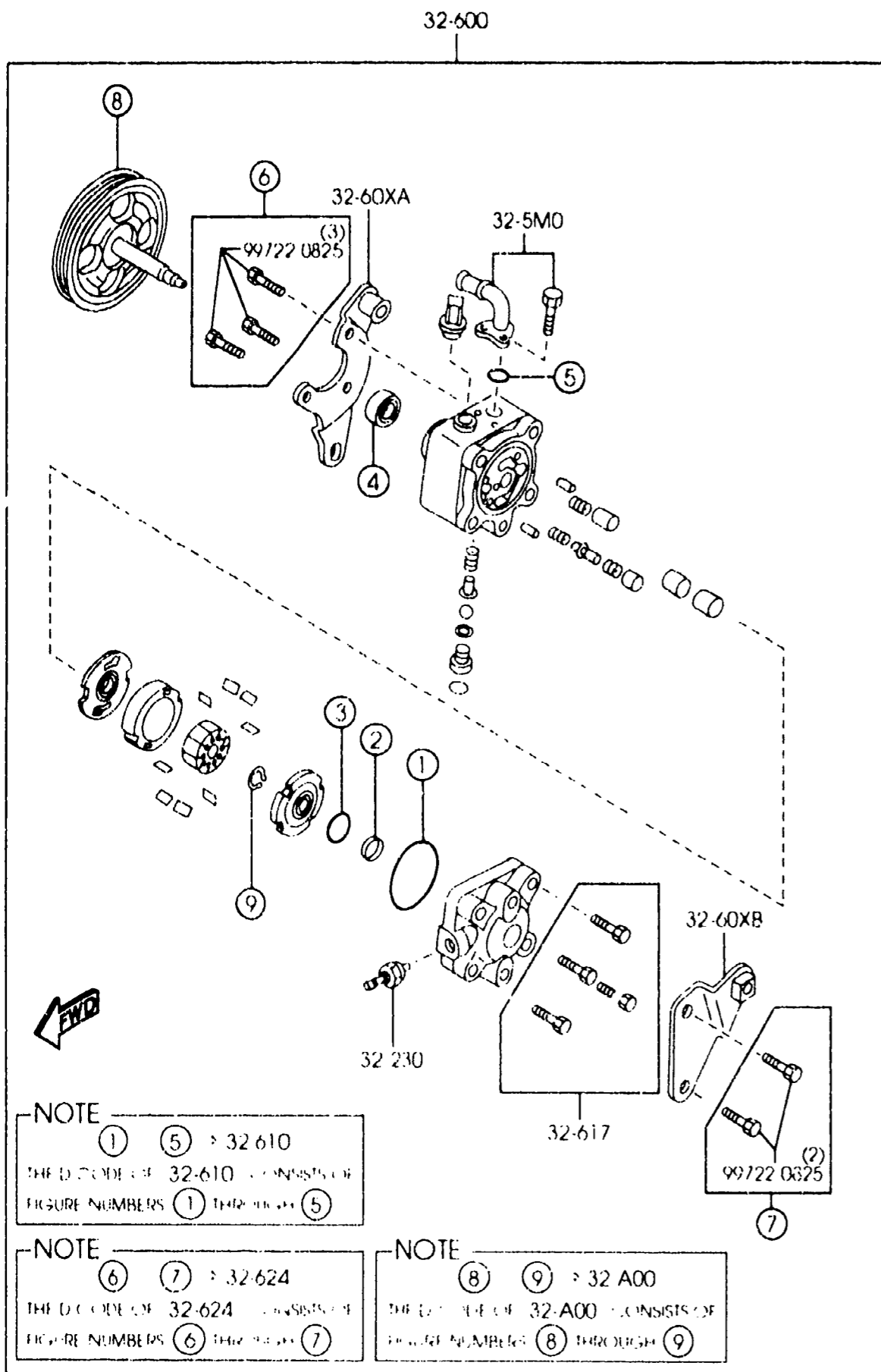
AUBA09

(2B40591)

PART NO	QTY	MODEL/RESTRICTION	MODEL/RESTRICTION	MODEL/RESTRICTION	FROM-TO
13-363N	1	RUBBER, MOUNTING	CAOUTCHOUC DE FIXATION		
0222-13-363	1				
15-966	1	BOLT, ADJUST	BOULON, REGLAGE		
D366-15-966C	1				
32-A00	1	SHAFT	ARBRE		
GE4T-32-607	1				
32-C18	3	CLAMP, HOSE-P.S.	COLLIER, FLEXIBLE-F.V.S.D.		
EA03-32-C18A	3				
32-C27	1	CLAMP, HOSE	COLLIER, TUYAU-V.S.DIRECT.		
GJ22-32-C27	1				
32-152A	1	NUT, ADJUST	ECROU DE REGLAGE		
B26K-32-172A	1				
32-173A	1	BOLT, ADJUST	BOULON, REGLAGE		
GA2A-32-173	1				
32-182B	3	CLIP, PIPE-P.S.	ECROU DE BLOCAGE		
B01W-32-182	3				
32-198A	1	BRACKET, HOSE	SUPPORT, TUYAU		
B25D-32-197B	1				
32-230	1	SENSOR, STEERING PRESURE	COMMUTEUR		
GE4T-32-230	1				
32-410C	1	PIPE, RETURN	TUYAU, RETOUR		
B26K-32-410H	1				
32-422	1	BOLT, EYE	BOULON, IL-SOUPAPE COMM.		
B25D-32-422	1				
32-425A	2	RUBBER, MOUNTING	CAOUTCHOUC, MONTAGE		
BC1D-32-425	2	MOLTEN (ILLUST. NO. 1)	MOLTEN		
B25D-32-425	1	(ILLUST. NO. 2)			
GA2B-32-425	1	MOLTEN	MOLTEN		

CAT. AUBA09-02

2001-07

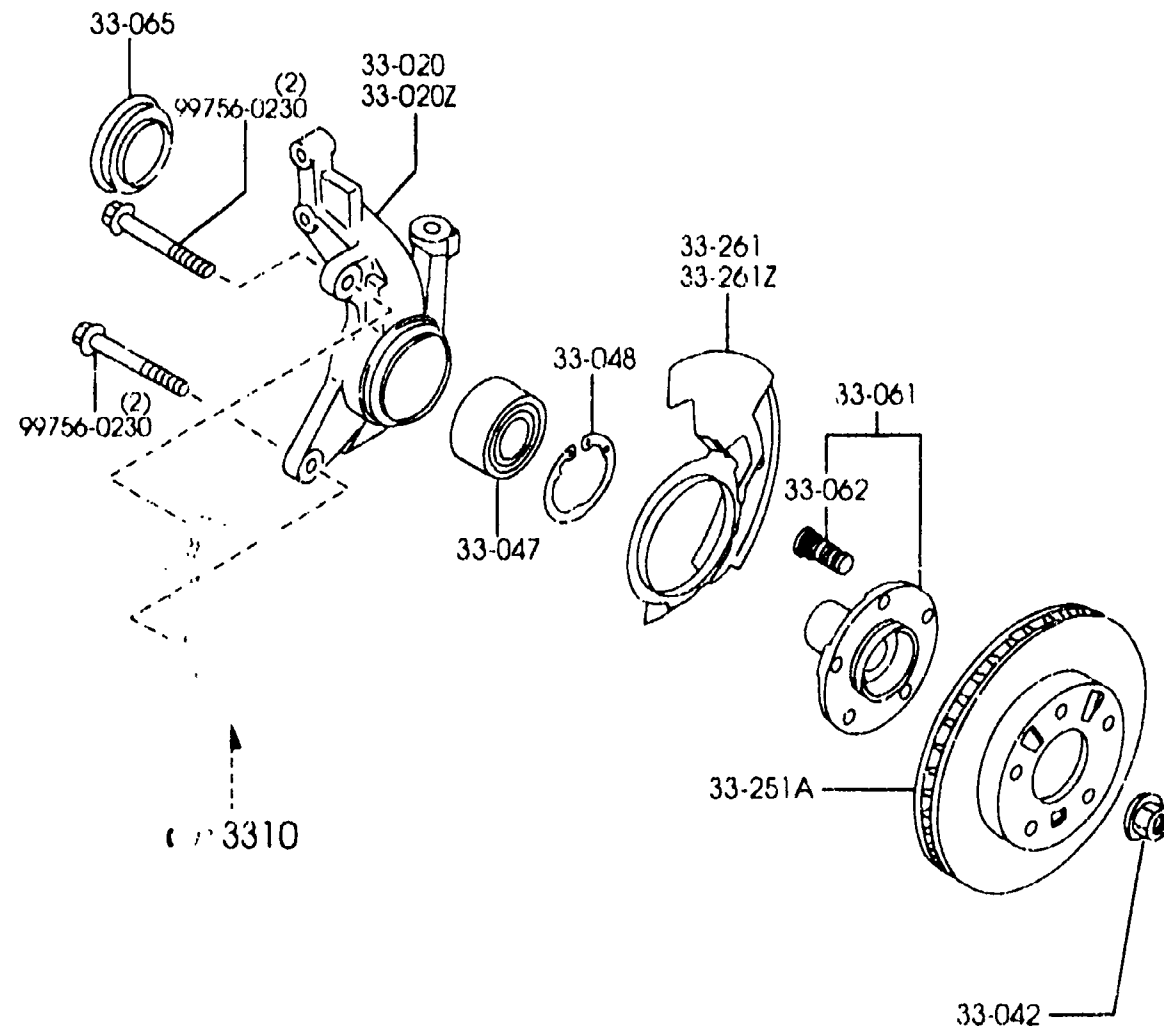
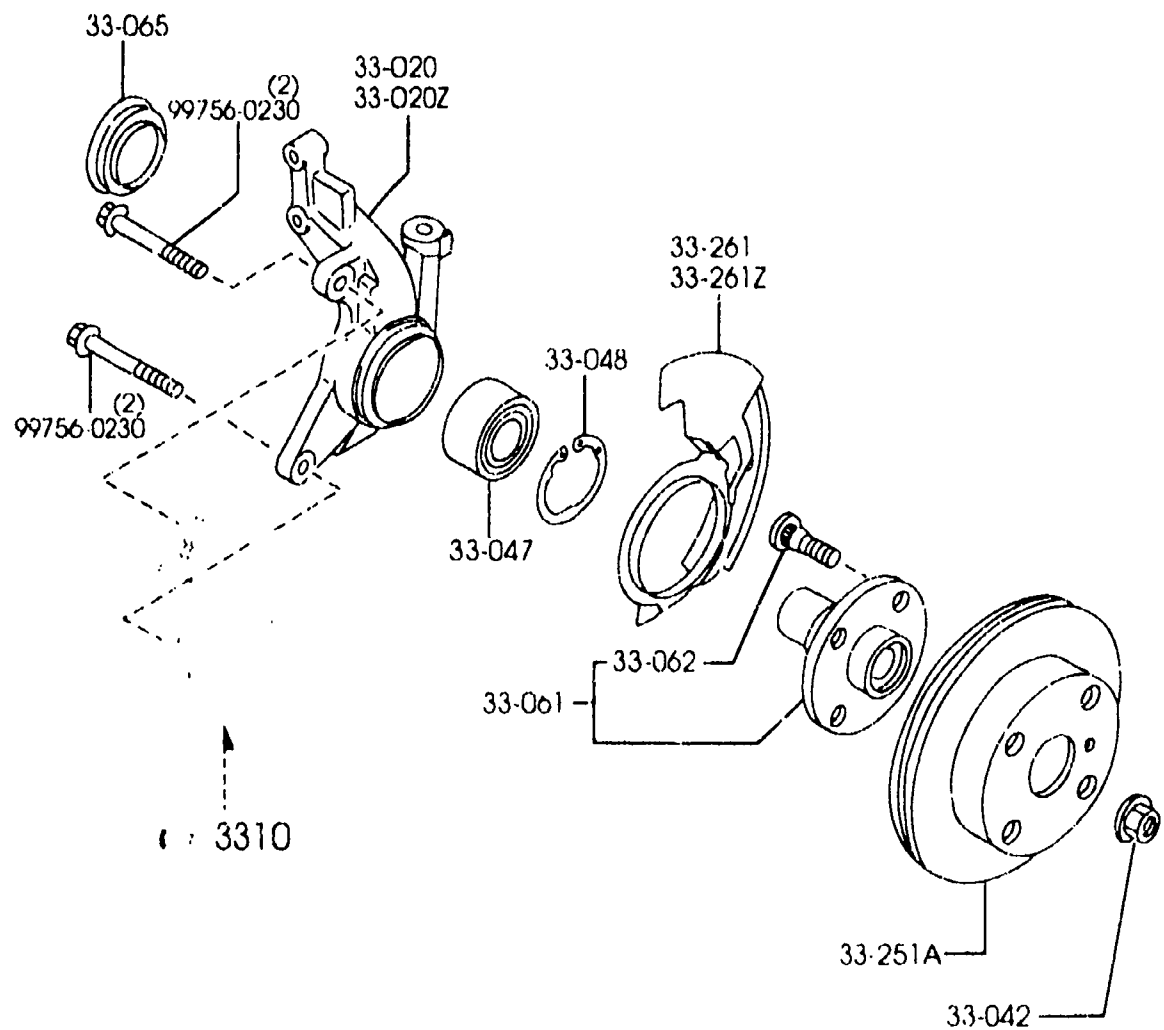


NOTE
① ⑤ > 32-610
THE D CODE OF 32-610 CONSISTS OF
FIGURE NUMBERS ① THROUGH ⑤

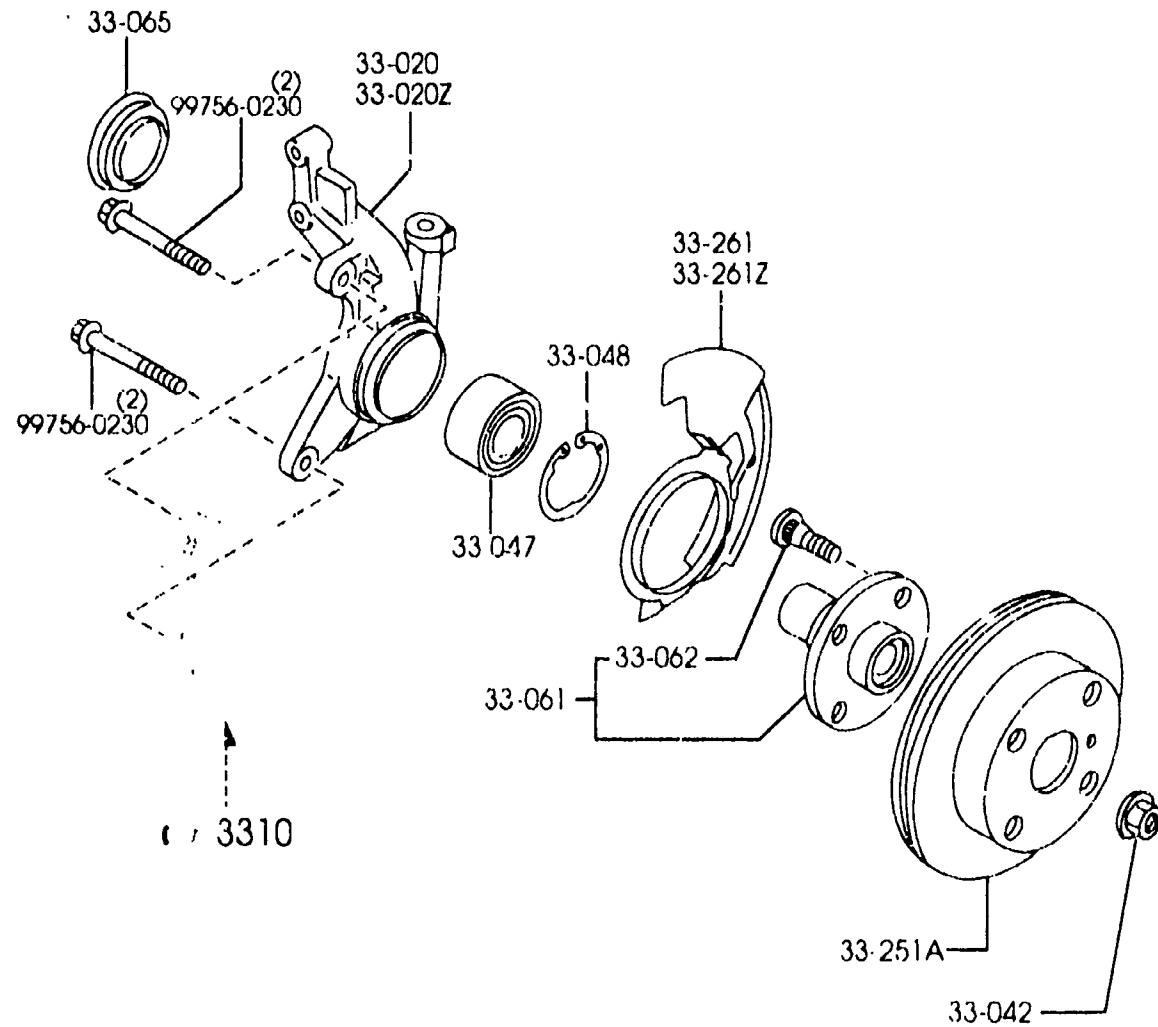
NOTE
⑥ ⑦ > 32-624
THE D CODE OF 32-624 CONSISTS OF
FIGURE NUMBERS ⑥ THROUGH ⑦

NOTE
⑧ ⑨ > 32-A00
THE D CODE OF 32-A00 CONSISTS OF
FIGURE NUMBERS ⑧ THROUGH ⑨

PART NO	QTY	MODEL/RESTRICTION	MODEL/RESTRICTION	MODEL/RESTRICTION	FROM-TO
CONT'D	1	(ILLUST. NO.3)			
32-470D		PIPE, COOLING	TUYAU, REFROIDISSEMENT		
B25D-32-470C	1	((5DR))>(MT)	((5PRTS))>(B.V.MANU)		
B26K-32-470C	1	(4DR) ((5DR))>(AT)	(4PRTS) ((5PRTS))>(B.V.AUTOM)		
32-5MU		PIPE, SUCTION	TUYAU, ASPIRATION		
B26K-32-5MU	1				
32-502		GASKET	JOINT		
T001-32-554	1				
32-503		STRAINER	CREPINE		
BR71-32-503A	1				
32-500B		BRACKET, TANK	SUPPORT, RESERVOIR		
B25D-32-530D	1				
32-6E0		PIPE, RETURN	TUYAU, RETOUR		
B25D-32-6E0	1				
32-60XA		BRACKET, VANE PUMP	SUPPORT, POMPE AILETTE		
GE4T-32-60XB	1				
32-60XB		BRACKET, VANE PUMP	SUPPORT, POMPE AILETTE		
GE4T-32-60Y	1				
32-600		PUMP, VANE	POMPE A PALETTES		
B26K-32-650B	1				
32-603A		BRACKET, VANE PUMP	SUPPORT, POMPE HUILE		
GA5R-32-603D	1	HIROSHIMA ALUMI (SUPPLIER IN SELECTION)	HIROSHIMA ALUMI		
GE4T-32-603	1	SANYCO INDUSTRY (SUPPLIER IN SELECTION) ((4DR))>(MPS SUSP) (5DR)	SANYCO INDUSTRY ((4PRTS))>(SUSP.MPS) (5PRTS)		



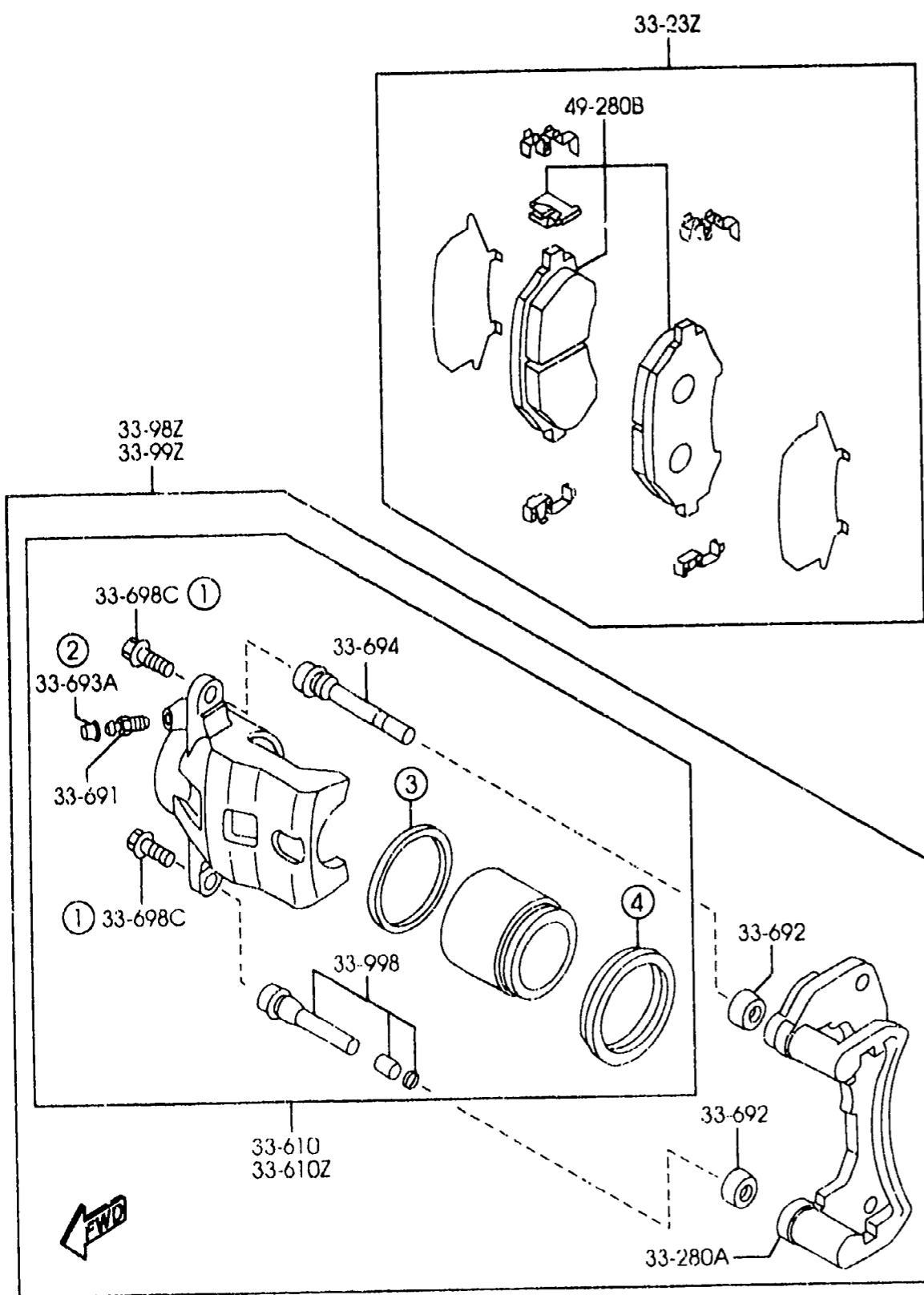
(2-DISC)



3300A -1 * FRONT AXLE

PART NO.	QTY	MODEL/RESTRICTION	MODEL/RESTRICTION	MODEL/RESTRICTION	FROM-TO
33-020		KNUCKLE(R), STEERING	PORTE-FUSEE(D)		
CB01-33-021	1	(W/O A. LOCK BRAKE)			
C100-33-021A	1	(W/A. LOCK BRAKE)			
33-020Z		KNUCKLE(L), STEERING	PORTE-FUSEE(G)		
CB01-33-031	1	(W/O A. LOCK BRAKE)			
C100-33-031A	1	(W/A. LOCK BRAKE)			
33-042		NUT	ECROU		
GJ21-33-042B	2				
33-047		BEARING, WHEEL	ROULEMENT ROUE AV		
B455-33-047C	2				
33-048		RING, RETAINING-1. SC PLATE	BAGUE, RETENUE-PLAQUE DISQ		
B21M-33-048	2				
33-061		HUB, WHEEL	MOYEU, ROUE AV		
B01A-33-060A	2	(2-DISC)	(2-FR DISQ)		
C100-33-060	2	(4-DISC)	(4-FR DISQ)		
33-062		BOLT, HUB	BOULON, JEU		
B01Y-33-062	8	(2-DISC)	(2-FR DISQ)		
B455-33-062	10	(4-DISC)	(4-FR DISQ)		
33-065		SEAL, OIL-AXLE	ARRET D'HUILE		
G304-33-065	2				
33-251A		PLATE, DISC	DISQUE DE FREIN		
BJ0Y-33-25X	2	((2-DISC)>(1600))	((2-FR DISQ)>(1600))		
BJ1Y-33-25X	2	((2-DISC)>(2000))	((2-FR DISQ)>(2000))		
GA4Y-33-25XJ	2	((4-DISC)>(2000))	((4-FR DISQ)>(2000))		
33-261		COVER(R), DUST	CACHE		
B25D-33-261	1				
33-261Z		COVER(L), DUST	CACHE		
B25D-33-271	1				

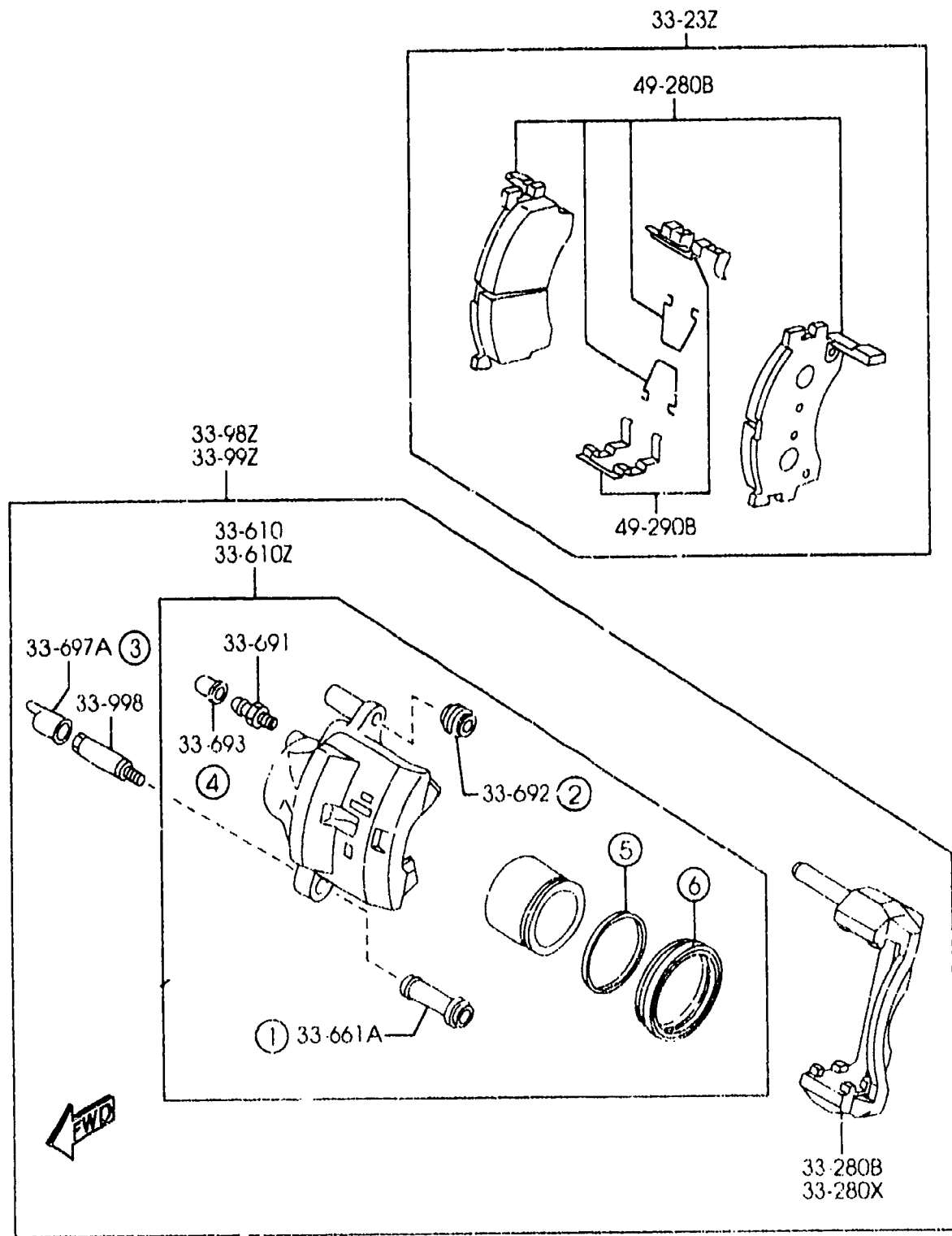




NOTE
 ① ④ → 33-26Z
 THE D-CODE OF 33-26Z CONSISTS OF
 FIGURE NUMBERS ① THROUGH ④

THOUGH ILLUSTRATIONS OF D-CODE 33-23Z
 33-26Z AND 49-280B ARE FOR LEFT SIDE
 ONLY QUANTITIES OF THESE D-CODES IN
 THE TEXT ARE FOR ONE VEHICLE

PART NO.	QTY	MODEL/RESTRICTION	MODEL/RESTRICTION	MODEL/RESTRICTION	FROM-TO
33-23Z B2YD-33-23Z	1	PAD SET,FRT CALIPER	JEU TAMPON,CALIBRE A V		
33-26Z B2YD-33-26Z	1	SEAL & BOOT SET,CAL.-FRT	JEU JOINT & COFFRE,CAL-AV		
33-280A B26C-33-281	2	SUPPORT,MOUNTING	SUPPORT DE FIXATION		
33-610 B26C-33-61X	1	BODY & PISTON(R),CALIPER	CORPS & PISTON (D)		
33-610Z B26C-33-71X	1	BODY & PISTON(L),CALIPER	CORPS & PISTON (G)		
33-691 B001-33-691	2	SCREW,BLEEDER	VIS DE PURGE		
33-692 B25D-33-692	4	BOOT,GUIDE PIN	SOUFFLET,BROCHE-GUIDE		
33-693A 0259-33-693	2	CAP,BLEEDER SCREW	BOUCHON PURGEUR		
33-694 B25D-33-694	2	PIN,GUIDE-FRT CALIPER	BROCHE GUIDE		
33-698C B25D-33-698	4	BOOT,LOCK PIN	SOUFFLET,AXE DE BLOCAGE		
33-98Z B2ZC-33-98Z	1	CALIPER(R),PADLESS-FR	CALIBRE SANS CALE,AV-D		
33-99Z B2ZC-33-99Z	1	CALIPER(L),PADLESS-FR	CALIBRE SANS CALE,AV-G		
33-998 B25D-33-998	2	PIN,GUIDE-INNER PAD	AXE-GUIDE DE PLAQUETTE INT.		
49-280B B2YD-33-28Z	1	PAD SUB SET,FRT CALIPER	JEU,PLAQUETTE D'ETRIER AV		



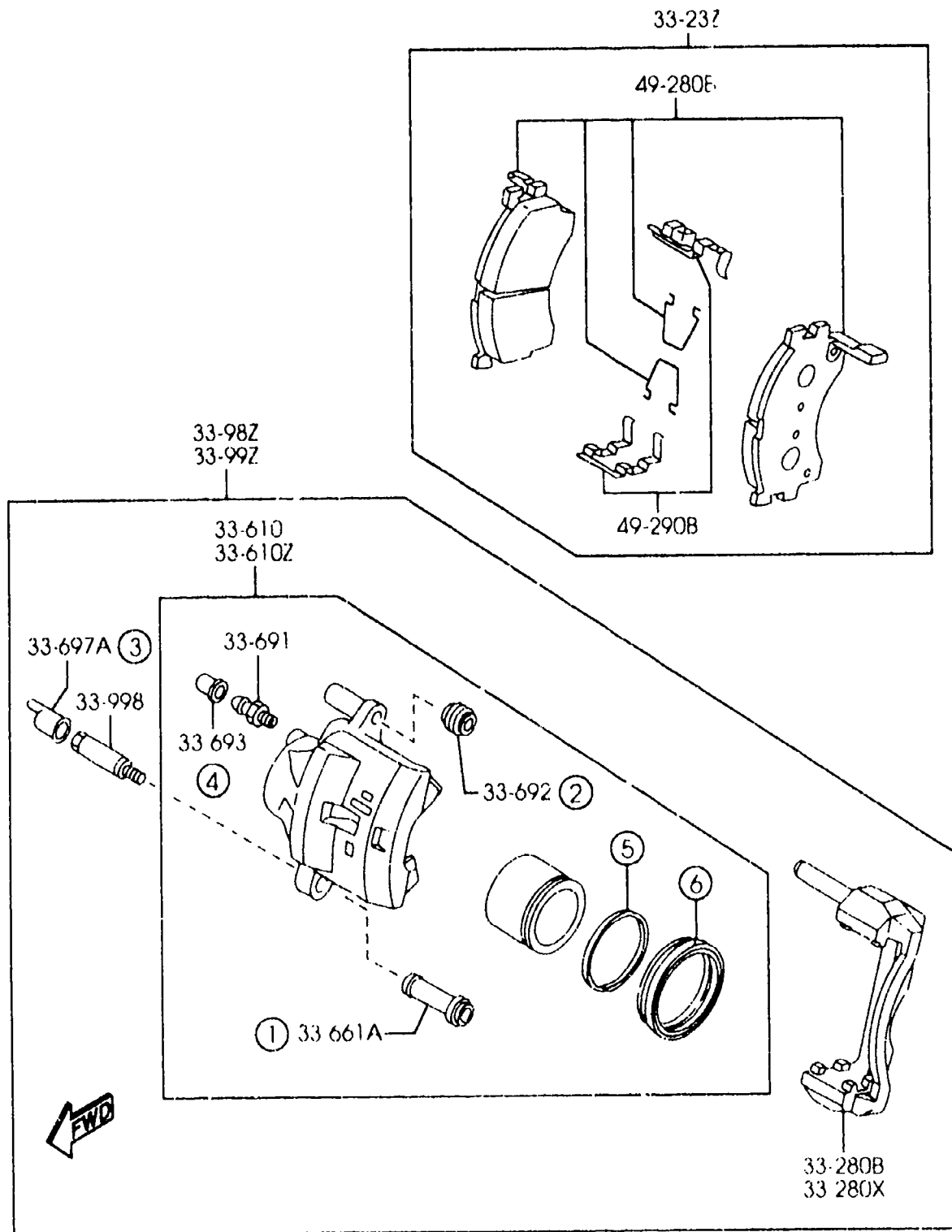
NOTE
 ① ⑥ = 33-26Z
 THE D-CODE OF 33-26Z CONSISTS OF
 FIGURE NUMBERS ① THROUGH ⑥

THOUGH ILLUSTRATIONS OF D-CODE 33-23Z
 33-26Z 49-280B AND 49-290B ARE FOR LEFT
 SIDE ONLY. QUANTITIES OF THESE D-CODES IN
 THE TEXT ARE FOR ONE VEHICLE

PART NO.	QTY	MODEL/RESTRICTION	MODEL/RESTRICTION	MODEL/RESTRICTION	FROM-TO
33-23Z BLYM-33-23Z	1	PAD SET, FRT CALIPER	JEU TAMPON, CALIBRE P-V		
33-26Z GAYR-33-26Z	1	SEAL & BOOT SET, CAL. -FRT	JEU JOINT & COFFRE, CAL-AV		
33-280B GA5R-33-28X	1	SUPPORT (R), MOUNTING	SUPPORT DE FIXATION (D)		
33-280X GA5R-33-29X	1	SUPPORT (L), MOUNTING	SUPPORT DE FIXATION (G)		
33-610 GA5R-33-61X	1	BODY & PISTON (R), CALIPER	CORPS & PISTON (D)		
33-610Z GA5R-33-71X	1	BODY & PISTON (L), CALIPER	CORPS & PISTON (G)		
33-661A GA5R-33-661	2	BUSH, RUBBER	BAGUE, CAOUTCHOUC		
33-691 GA5R-33-691	2	SCREW, BLEEDFR	VIS DE PURGE		
33-692 GA5R-33-692	2	BOOT, GUIDE PIN	SOUFFLET, BROCHE-GUIDE		
33-693 U259-33-693	2	CAP, RUBBER	BOUCHON DE CAOUTCHOUC		
33-693 GA5R-33-693	2				
33-697A GA5R-33-684	2	CAP, GUIDE PIN	BOUCHON		
33-98Z GAZR-33-98Z	1	CALIPER (R), PADLESS-FR	CALIBRE SANS CALE, AV-D		
33-99Z GAZR-33-99Z	1	CALIPER (L), PADLESS-FR	CALIBRE SANS CALE, AV-G		

OC01 BJ22* -406227

-OC01
OC01-



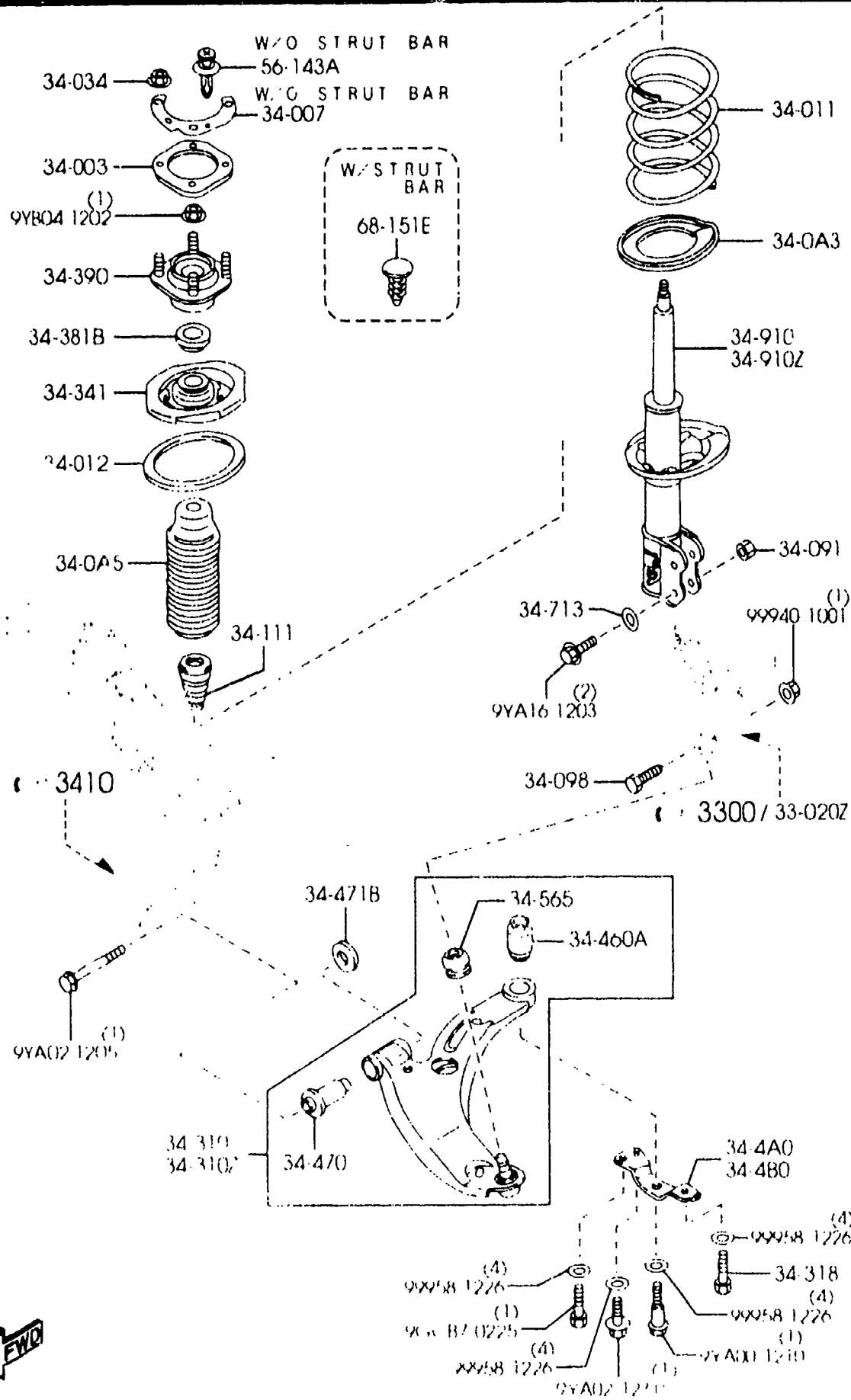
NOTE
 ① ⑥ = 33 26Z
 QUANTITY OF 33 26Z MINUS 1
 FOR QUANTITIES ① AND ⑥

QUANTITY QUANTITIES OF PARTS 33-23Z
 33-26Z 49-280B AND 49-290B ARE FOR LEFT
 SIDE ONLY. QUANTITIES FOR THESE PARTS IN
 THE TEXT ARE FOR ONE VEHICLE.

PART NO.	QTY	MODEL/RESTRICTION	MODEL/RESTRICTION	MODEL/RESTRICTION	FROM-TO
33-998		PIN, GUIDE-INNER PAD	AXE-GUIDE DE PLAQUETTE INT.		
GA5R-33-998	2				
49-280B		PAD SUB SET, FRT CALIPER	JEU, PLAQUETTE D'ETRIER AV		
BLYM-33-28Z	1				
49-290B		ATTACHMENT, PAD-FRONT	ATTACHES PLAQUETTES		
GAYR-33-29ZA	1				

3400A FRONT SUSPENSION MECHANISMS

3400A -2 FRONT SUSPENSION MECHANISMS



PART NO	QTY	MODEL/RESTRICTION	MODEL/RESTRICTION	MODEL/RESTRICTION	FROM-TO
34-310Z		ARM(L), LOWER	BRAS		
B28V-34-350B	1				
34-318		BOLT, FLANGE-ST. KNUCKLE	BOULON, BRIDE-FUSEE		
H380-34-318B	2				
34-341		SHEET, SPRING	SIEGE DE RESSORT		
B25D-34-341A	2				
34-381B		BEARING, FRT. STRUT	DALIER, ETAI AV		
B25D-34-38X	2				
34-390		RUBBER, MOUNTING	SUPPORT		
CB01-34-380	2				
34-4A0		BRACKET(R), BUSH-REAR	CONSOLE(D), BAGUE-AR		
B25D-34-4A0	1				
34-480		BRACKET(L), BUSH-REAR	CONSOLE(L), BAGUE-AR		
B25D-34-480	1				
34-460A		BUSHING RUBBER-RR	BUSELURE CAOUTCHOUC		
B25D-34-460	2				
34-470		BUSHING, RUBBER-FRT	ARTICULATION ELASTIQUE		
B28V-34-470	2				
34-471B		RUBBER, STOP	ARRET, C.T.C.		
B25D-34-471A	2				
34-565		SEAL, DUST	CACHE-POUSSIÈRE		
G030-34-565	2				
34-713		WASHER	RONDELLE		
C100-34-713	4				
34-910		DAMPER(R), FRONT	AMORTISSEUR AV(D)		
BL2A-34-700A	1	((4DR))>(2-DISC)>(SPORT SUSP)	((4PRTS))>(2-FR DISQ)>(SUSP. SPORTIVE)		
BL8P-34-700A	1	((4DR))>(4-DISC)>(SPORT SUSP)	((4PRTS))>(4-FR DISQ)>(SUSP. SPORTIVE)		

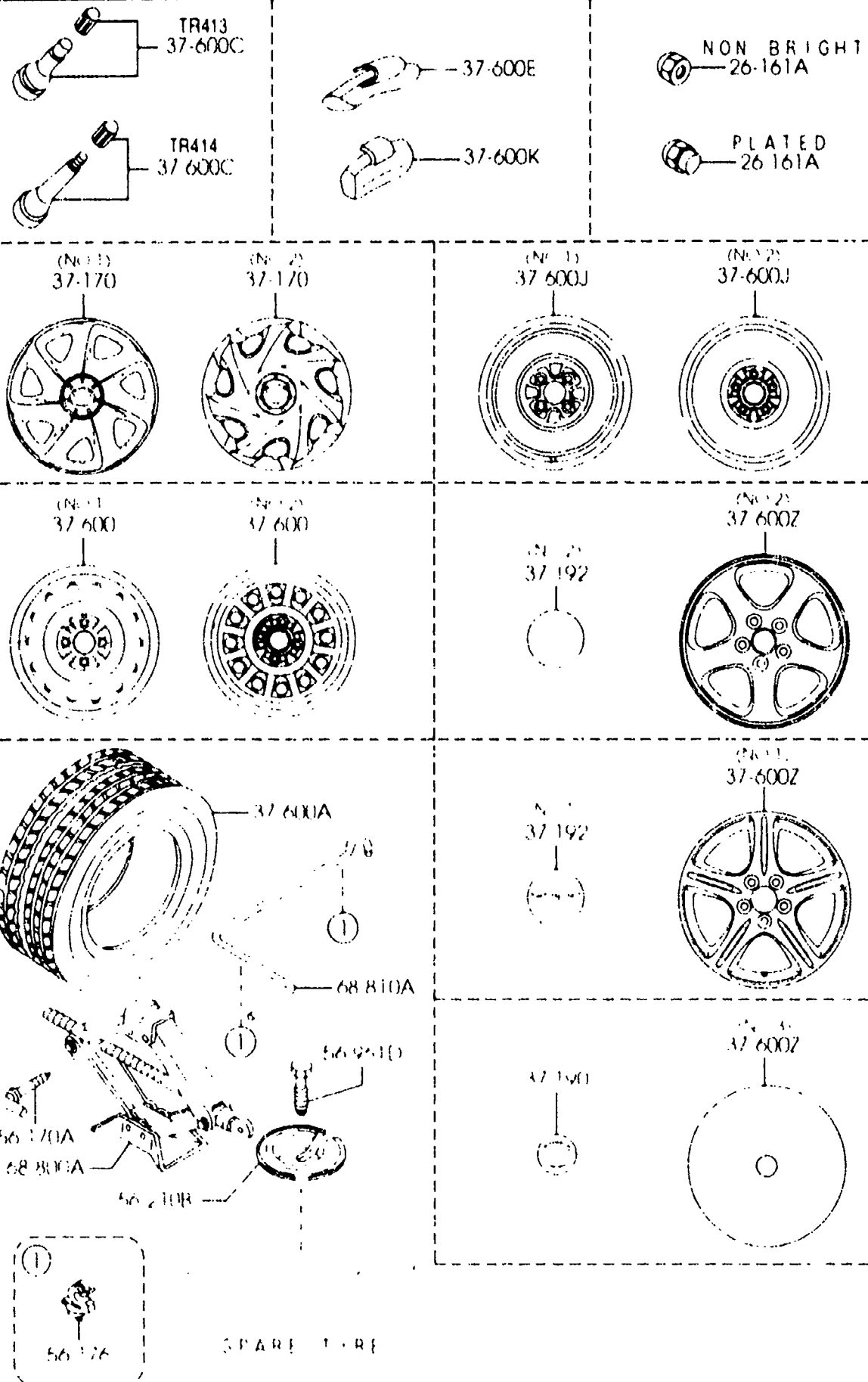
AUBA09

(2865530)

CAT. AUBA09-02

2001-07

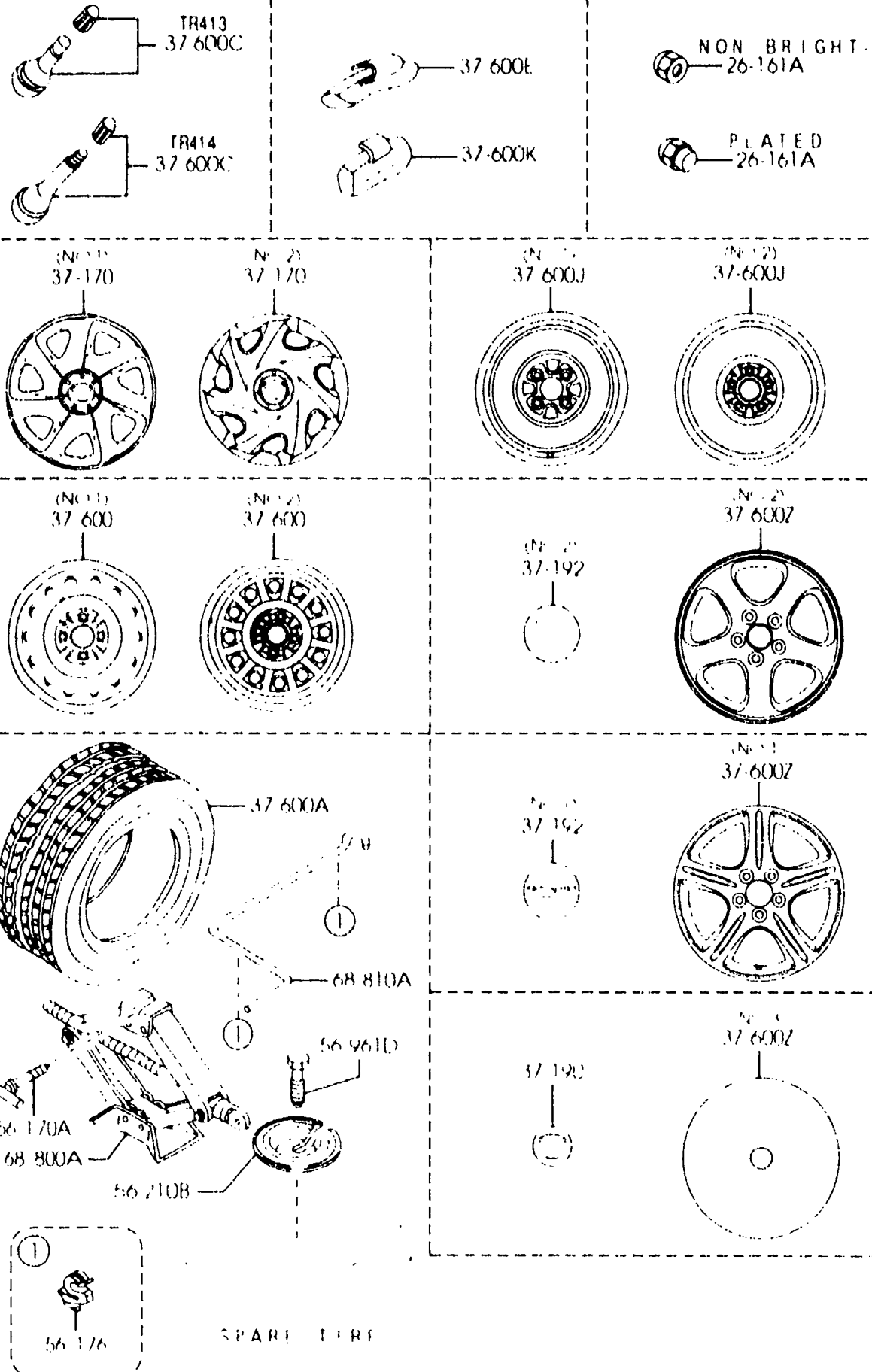
3700A TIRES & JACK



PART NO	QTY	MODEL/RESTRICTION	MODEL/RESTRICTION	MODEL/RESTRICTION	FROM TO
26-161A		NUT, HUB	ECROU, MOYEU		
0603-26-161	16	NON BRIGHT (1600) ((2000)>(2-DISC))	NON BRIGHT (1600) ((2000)>(2-FR DISQ))		
B002-37-160	20	PLATED ((2000)>(4-DISC))	PLATED ((2000)>(4-FR DISQ))		
37-170		CAP, WHEEL	ENJOLIVEUR DE ROUE		
BL2E-37-170	4	(ILLUST. NO.1) ((2000)>(2-DISC))	((2000)>(2-FR DISQ))		
B30F-37-170	4	14INCH (ILLUST. NO.2) (1600)	14INCH (1600)		
37-190		CAP, CENTER	ENJOLIVEUR DE MOYEU		
B21T-37-190	4	((2000)>(2-DISC))	((2000)>(2-FR DISQ))		1401-
37-192		EMBLEM, CAP-WHEEL	EMBLEME		
BN7H-37-192	4	(ILLUST. NO.1) ((2000)>(4-DISC)>(MP S SUSP))	((2000)>(4-FR DISQ)>(SUSP.MPS))		
B30P-37-192	4	(ILLUST. NO.2) (SILVER) ((2000)>(4-DISC)>(SP ORT SUSP)>(5DR))	((2000)>(4-FR DISQ)>(SUSP. SPORTIVE)>(5P RTS))		
B30P-37-192	4	(ILLUST. NO.2) ((2000)>(4-DISC)>(SP ORT SUSP)>(4DR))	((2000)>(4-FR DISQ)>(SUSP. SPORTIVE)>(4P RTS))		
BL082-37-192	4	3D BUFF (ILLUST. NO.2) (BRIGHT) ((2000)>(4-DISC)>(SP ORT SUSP)>(5DR))	3D BUFF ((2000)>(4-FR DISQ)>(SUSP. SPORTIVE)>(5P RTS))		1501-
37-600		WHEEL, DISC-STEEL	ROUE A DISQUE		
9965J-25540	4	5.5JX14 P=100/O=45 (ILLUST. NO.1) (1600)	5.5JX14 P=100/O=45 (1600)		
9965B-26050	4	6JX15 P=100/O=45 (ILLUST. NO.2) ((2000)>(2-DISC))	6JX15 P=100/O=45 ((2000)>(2-FR DISQ))		
37-600A		TIRE	PNEU		
1401 BJ22*		-452569			
1501 BJ22*		-467953			

3700A TIRES & JACK

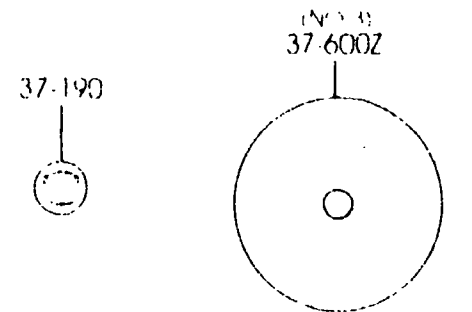
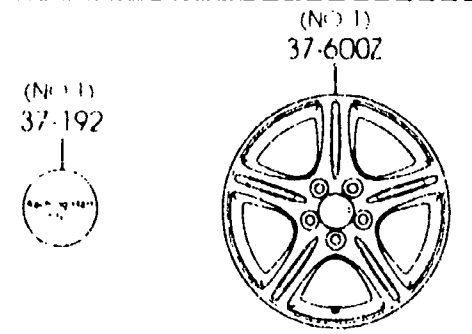
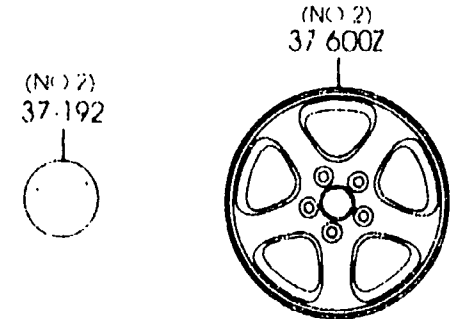
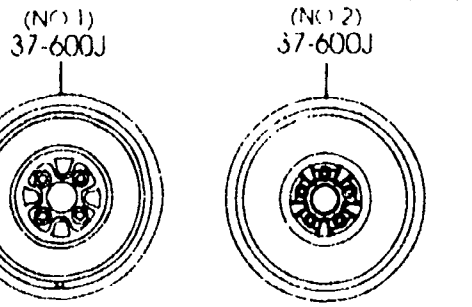
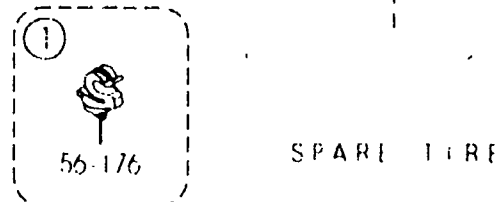
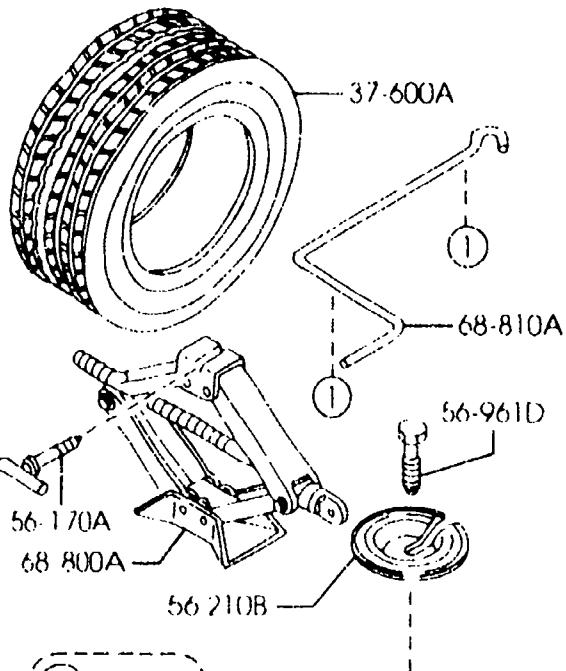
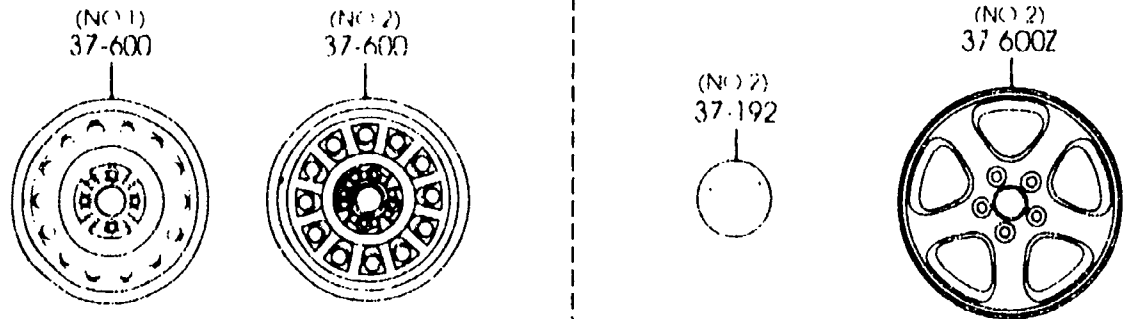
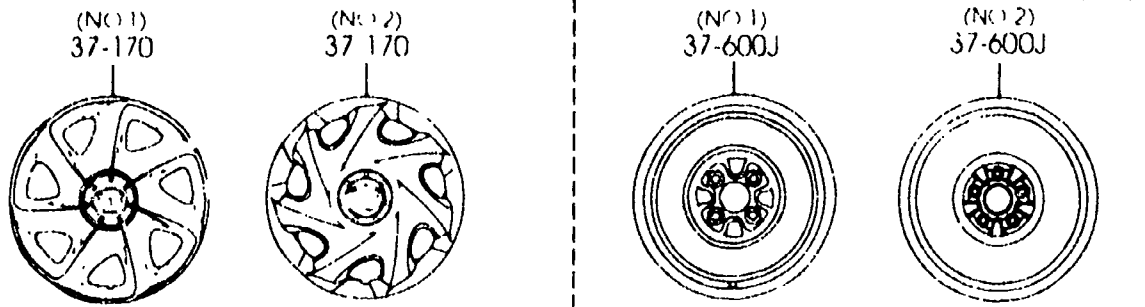
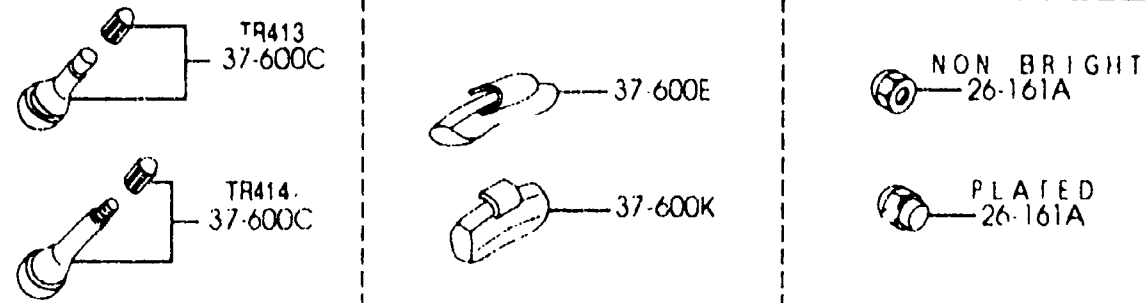
3700A -2 TIRES & JACK



PART NO	QTY	MODEL/RESTRICTION	MODEL/RESTRICTION	MODEL/RESTRICTION	FROM TO
CONT'D 90620-14707	4	205/45ZR17 88W ((2000)>(4-DISC)>(MP S SUSP))	205/45ZR17 88W ((2000)>(4-FR DISQ)> (SUSP.MPS))		
90620-17615	1	T115/70D15 TEMPORARY ((2000)>(4-DISC)>(SP ORT SUSP))	T115/70D15 TEMPORARY ((2000)>(4-FR DISQ)> (SUSP. SPORTIVE))		
90620-27635	1	T135/70D15 ((2000)>(4-DISC)>(MP S SUSP))	T135/70D15 ((2000)>(4-FR DISQ)> (SUSP.MPS))		
90620-35696	4	P195/50R16 83V ((2000)>(4-DISC)>(SP ORT SUSP)>(5DR))	P195/50R16 83V ((2000)>(4-FR DISQ)> (SUSP. SPORTIVE)>(5P RTS))		
90620-47624	1	T125/70D14 (1600) ((2000)>(2-DISC))	T125/70D14 (1600) ((2000)>(2-FR DISQ))		
90621-85695	4	P195/55R15 84V ((2000)>(2-DISC))	P195/55R15 84V ((2000)>(2-FR DISQ))		
90629-86684	4	P185/65R14 85S BS ((1600)>(AT))	P185/65R14 85S BS ((1600)>(B.V.AUTOM))		
90620-35696	4	P195/50R16 83V ((2000)>(4-DISC)>(SP ORT SUSP)>(4DR))	P195/50R16 83V ((2000)>(4-FR DISQ)> (SUSP. SPORTIVE)>(4P RTS))		-1201
90628-76684	4	P185/65R14 85S TOYO ((1600)>(MT))	P185/65R14 85S TOYO ((1600)>(B.V.MANU))		-1701
90620-65696	4	P195/50R16 83V ((2000)>(4-DISC)>(SP ORT SUSP)>(4DR))	P195/50R16 83V ((2000)>(4-FR DISQ)> (SUSP. SPORTIVE)>(4P RTS))		1201-
*90620-55696	4	P195/50R16 83V ((2000)>(4-DISC)>(SP ORT SUSP)>(5DR))	P195/50R16 83V ((2000)>(4-FR DISQ)> (SUSP. SPORTIVE)>(5P RTS))		1501-
*90629-86684	4	P185/65R14 85S BS ((1600)>(MT))	P185/65R14 85S BS ((1600)>(B.V.MANU))		1701-
↑-----↑ 37-600C ↑-----↑		VALVE AIR	SOUPAPE AIR		
99636-04130	1	TR413	TR413		
99636-04140	4	TR414 BLACK	TR414 BLACK		
*99636-0414C	4	TR414 BRIGHT ((2000)>(4-DISC)>(SP ORT SUSP)>(5DR))	TR414 BRIGHT ((2000)>(4-FR DISQ)> (SUSP. SPORTIVE)>(5P RTS))		1501-
↑-----↑ 37-600E ↑-----↑		WEIGHT,DISC WHEEL-ST EEL	CONTREPOIDS		
1201 BJ22*	-430345				
1501 BJ22*	-467953				
1701 BJ22*	-493151				

3700A TIRES & JACK

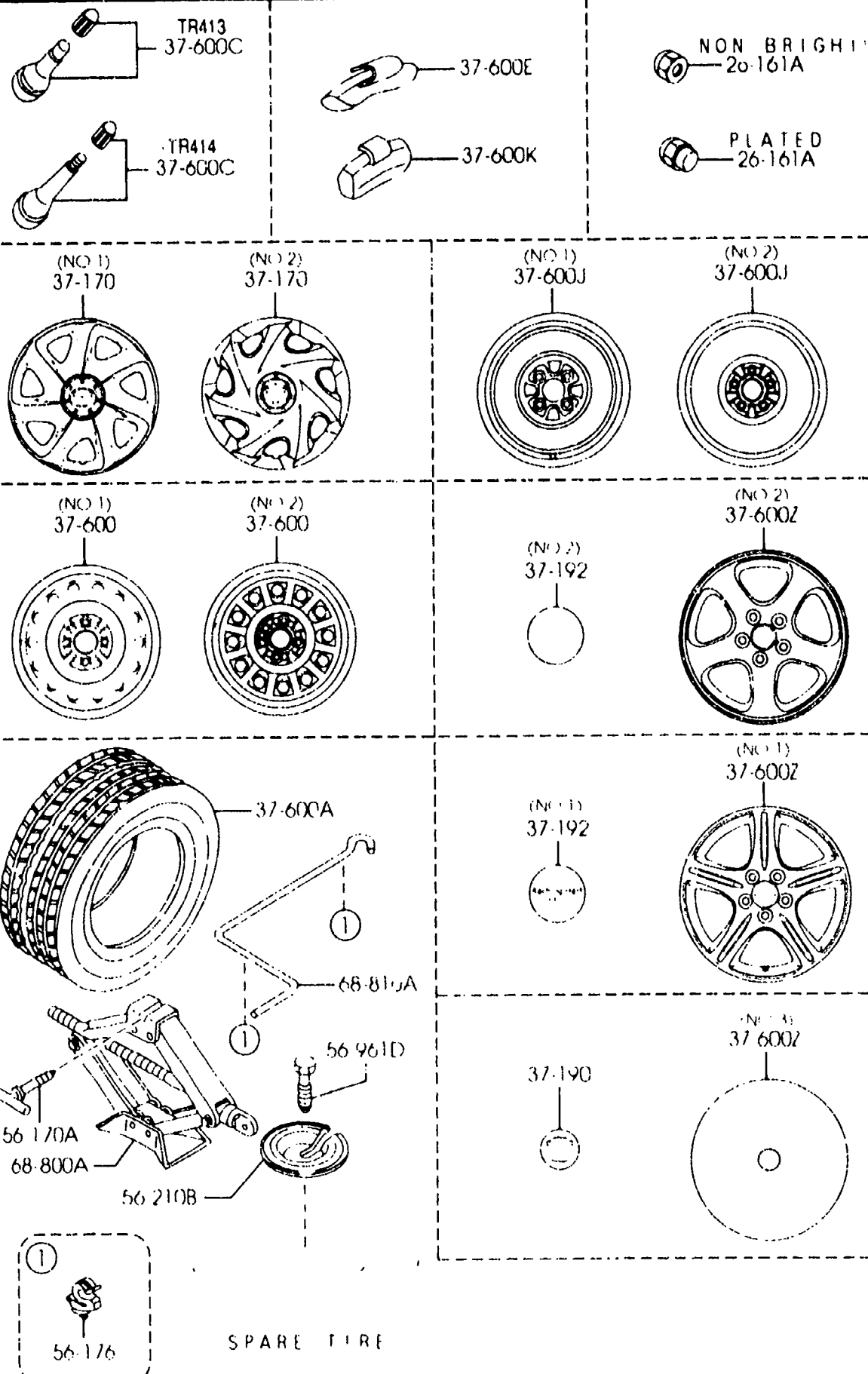
3700A -3 TIRES & JACK



PART NO	QTY	MODEL/RESTRICTION	MODEL/RESTRICTION	MODEL/RESTRICTION	FROM 10
CONT'D 99657-20005	4	5G (1600) ((2000)>(2-DISC))	5G (1600) ((2000)>(2-FR DISQ))		
99657-20010	4	10G (1600) ((2000)>(2-DISC))	10G (1600) ((2000)>(2-FR DISQ))		
99657-20015	4	15G (1600) ((2000)>(2-DISC))	15G (1600) ((2000)>(2-FR DISQ))		
99657-20020	4	20G (1600) ((2000)>(2-DISC))	20G (1600) ((2000)>(2-FR DISQ))		
99657-20025	4	25G (1600) ((2000)>(2-DISC))	25G (1600) ((2000)>(2-FR DISQ))		
99657-20030	4	30G (1600) ((2000)>(2-DISC))	30G (1600) ((2000)>(2-FR DISQ))		
99657-20035	4	35G (1600) ((2000)>(2-DISC))	35G (1600) ((2000)>(2-FR DISQ))		
99657-20040	4	40G (1600) ((2000)>(2-DISC))	40G (1600) ((2000)>(2-FR DISQ))		
99657-20045	4	45G (1600) ((2000)>(2-DISC))	45G (1600) ((2000)>(2-FR DISQ))		
99657-20050	4	50G (1600) ((2000)>(2-DISC))	50G (1600) ((2000)>(2-FR DISQ))		
99657-20055	4	55G (1600) ((2000)>(2-DISC))	55G (1600) ((2000)>(2-FR DISQ))		
99657-20060	4	60G (1600) ((2000)>(2-DISC))	60G (1600) ((2000)>(2-FR DISQ))		
↑ 37-600J ↑		↑ WHEEL,DISK-TEMPORARY ↑	↑ ROUE A DISQUE TEMPOR ↑		
99652-54040	1	4TX14 P=100/O=40 (ILLUST. NO.1) (1600) ((2000)>(2-DISC))	4TX14 P=100/O=40 (1600) ((2000)>(2-FR DISQ))		

3700A TIRES & JACK

3700A -4 TIRES & JACK



SPARE TIRE

AUBA09

(2B62820)

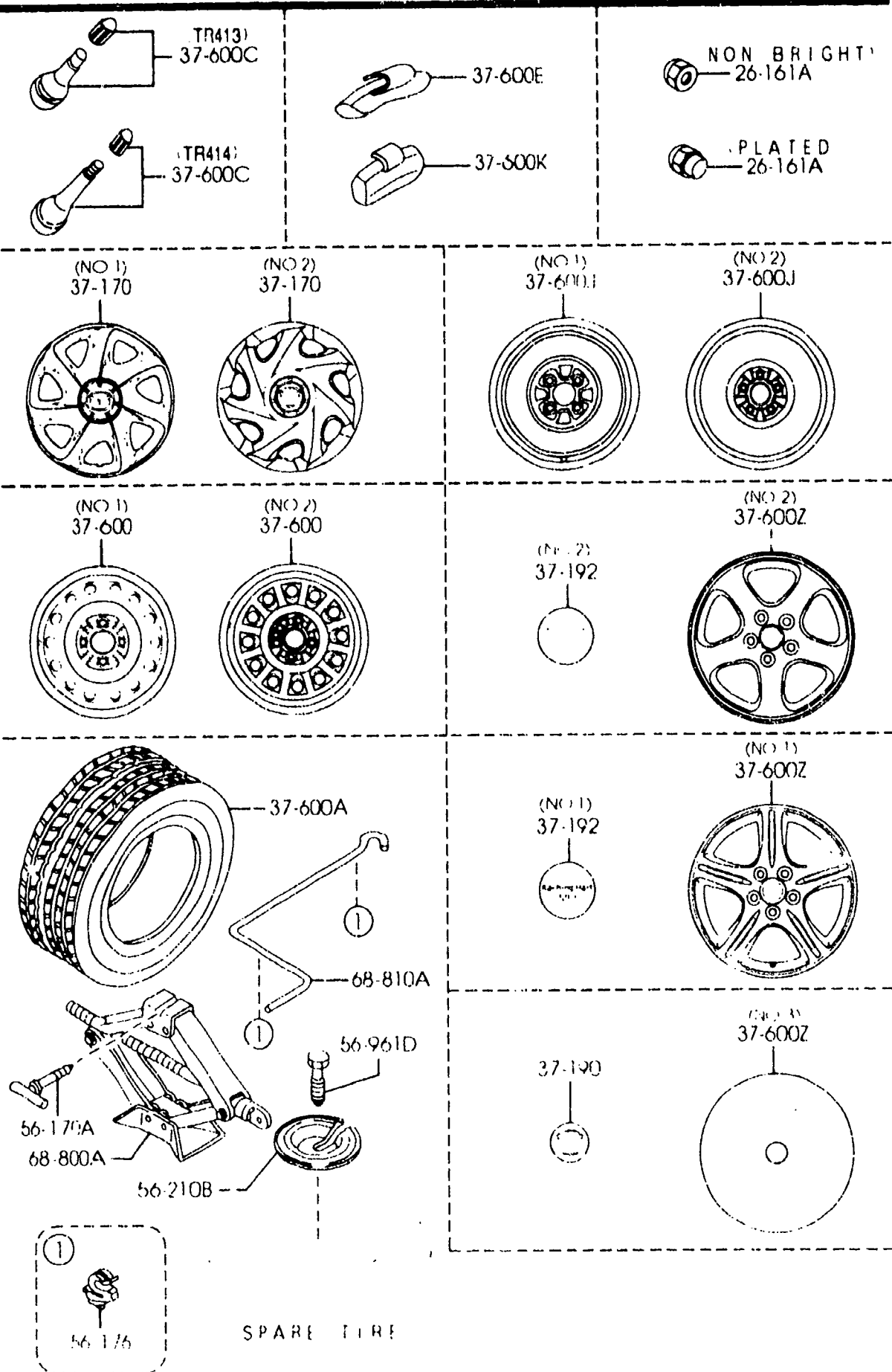
PART NO	QTY	MODEL/RESTRICTION	MODEL/RESTRICTION	MODEL/RESTRICTION	FROM-10
CONT'D 99653-54050	1	15X4T P=114/0=45 (ILLUST. NO.2) ((2000))>(4-DISC)	15X4T P=114/0=46 ((2000))>(4-FR D'SQ)		
↑-----↑ 37-600K ↑-----↑ 99657-00160	4	WEIGHT, DISC WHEEL-ALUMI UMI 160G CUT IT TO USE ((2000))>(4-DISC)>(SP S SUSP)	CONTREPOIDS EN ALUMI NIUM 160G CUT IT TO USE ((2000))>(4-FR DISQ)> (SUSP.MPS)		
99657-30005	4	5G FOR 1-PIECE WHL ((2000))>(4-DISC)>(SP ORT SUSP)	5G FOR 1-PIECE WHL ((2000))>(4-FR DISQ)> (SUSP. SPORTIVE)		
99657-30010	4	10G FOR 1-PIECE WHL ((2000))>(4-DISC)>(SP ORT SUSP)	10G FOR 1-PIECE WHL ((2000))>(4-FR DISQ)> (SUSP. SPORTIVE)		
99657-30015	4	15G FOR 1-PIECE WHL ((2000))>(4-DISC)>(SP ORT SUSP)	15G FOR 1-PIECE WHL ((2000))>(4-FR DISQ)> (SUSP. SPORTIVE)		
99657-30020	4	20G FOR 1-PIECE WHL ((2000))>(4-DISC)>(SP ORT SUSP)	20G FOR 1-PIECE WHL ((2000))>(4-FR DISQ)> (SUSP. SPORTIVE)		
99657-30025	4	25G FOR 1-PIECE WHL ((2000))>(4-DISC)>(SP ORT SUSP)	25G FOR 1-PIECE WHL ((2000))>(4-FR DISQ)> (SUSP. SPORTIVE)		
99657-30030	4	30G FOR 1-PIECE WHL ((2000))>(4-DISC)>(SP ORT SUSP)	30G FOR 1-PIECE WHL ((2000))>(4-FR DISQ)> (SUSP. SPORTIVE)		
99657-30035	4	35G FOR 1-PIECE WHL ((2000))>(4-DISC)>(SP ORT SUSP)	35G FOR 1-PIECE WHL ((2000))>(4-FR DISQ)> (SUSP. SPORTIVE)		
99657-30040	4	40G FOR 1-PIECE WHL ((2000))>(4-DISC)>(SP ORT SUSP)	40G FOR 1-PIECE WHL ((2000))>(4-FR DISQ)> (SUSP. SPORTIVE)		
99657-30045	4	45G FOR 1-PIECE WHL ((2000))>(4-DISC)>(SP ORT SUSP)	45G FOR 1-PIECE WHL ((2000))>(4-FR DISQ)> (SUSP. SPORTIVE)		
99657-30050	4	50G FOR 1-PIECE WHL ((2000))>(4-DISC)>(SP ORT SUSP)	50G FOR 1-PIECE WHL ((2000))>(4-FR DISQ)> (SUSP. SPORTIVE)		
99657-30055	4	55G FOR 1-PIECE WHL ((2000))>(4-DISC)>(SP ORT SUSP)	55G FOR 1-PIECE WHL ((2000))>(4-FR DISQ)> (SUSP. SPORTIVE)		
99657-30060	4	60G FOR 1-PIECE WHL ((2000))>(4-DISC)>(SP ORT SUSP)	60G FOR 1-PIECE WHL ((2000))>(4-FR DISQ)> (SUSP. SPORTIVE)		
↑-----↑ 37-600Z ↑-----↑ 99653-57070	4	WHEEL, DISC-ALUMI. 7JJX17 P=114/0=55 (ILLUST. NO.1) ((2000))>(4-DISC)>(MP S SUSP)	ROUE A DISQUE EN ALU 7JJX17 P=114/0=55 ((2000))>(4-FR DISQ)> (SUSP.MPS)		

CAT. AUBA09-02

2001-07

2-K 7

3700A TIRES & JACK



PART NO.	QTY	MODEL/RESTRICTION	MODEL/RESTRICTION	MODEL/RESTRICTION	FROM TO
CONT'D 99653-56060	4	6JJX16 U-MOLD (ILLUST. NO.2) ((2000))>(4-DISC)>(SP ORT SUSP)>(4DR)	6JJX16 U-MOLD ((2000))>(4-FR DISQ)> (SUSP. SPORTIVE)>(4P RTS)		
99654-46060	4	6JJX16 P=114/O=50 (ILLUST. NO.2) ((2000))>(4-DISC)>(SP ORT SUSP)>(5DR)	6JJX16 P=114/O=50 ((2000))>(4-FR DISQ)> (SUSP. SPORTIVE)>(5P RTS)		
99654-26060	4	6JJX16 HITACHI (ILLUST. NO.2) ((2000))>(4-DISC)>(SP ORT SUSP)>(4DR)	6JJX16 HITACHI ((2000))>(4-FR DISQ)> (SUSP. SPORTIVE)>(4P RTS)		0C01-
9965G-26050	4	6JJX15 P=100/O=45 (ILLUST. NO.3) ((2000))>(2-DISC)	6JJX15 P=100/O=45 ((2000))>(2-FR DISQ))		1401-
*99654-16060	4	6JJX16 U-MOLD BUFF (ILLUST. NO.2) ((2000))>(4-DISC)>(SP ORT SUSP)>(5DR)	6JJX16 U-MOLD BUFF ((2000))>(4-FR DISQ)> (SUSP. SPORTIVE)>(5P RTS)		1501-
56-170A	1	BOLT, JACK SET	BOULON, JEU, CRIC		
56-176	2	HOLDER, JACK HANDLE	PORTE-MANIVELLE DE C RIC		
56-210B	1	CLAMP, SPARE TIRE	FIXATION, ROUE DE SE COURS		
56-961D	1	BOLT L=75MM (5DR)	BOULON L=75MM (5PRTS)		
56-961D	1	BOLT L=50MM ((4DR))>(MPS SUSP)	L=50MM ((4PRTS))>(SUSP.MPS))		
56-961D	1	BOLT L=65MM ((4DR))>(SPORT SUSP))	L=65MM ((4PRTS))>(SUSP. SPOR TIVE)		
68-800A	1	JACK	CRIC		
68-810A	1	HANDLE, JACK	LEVIER DE CRIC		
0C01 BJ22*	-	-406227			
1401 BJ22*	-	-452559			
1501 BJ22*	-	-467953			

AUJBA09

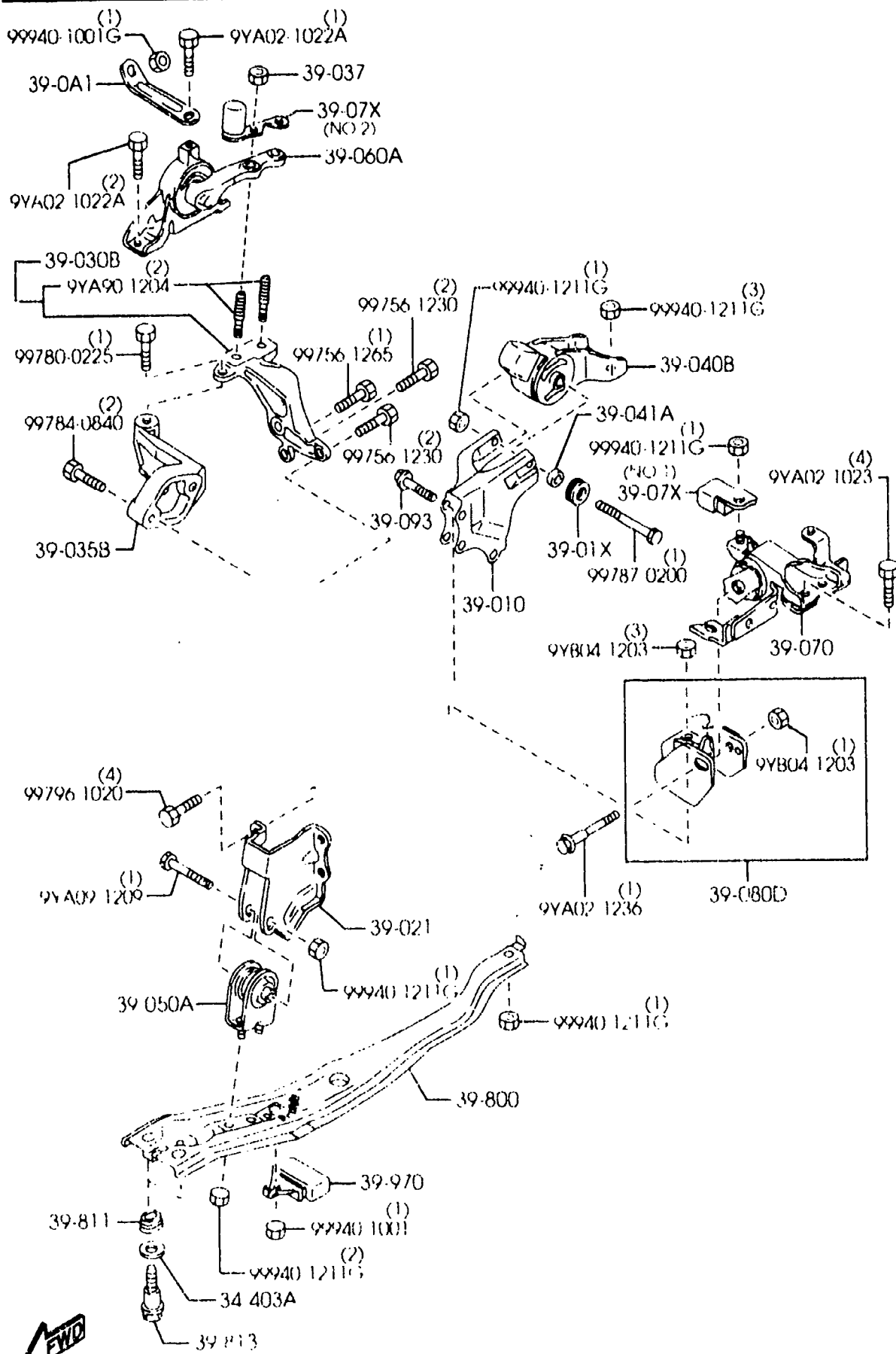
(2B62820)

CAT. AUJBA09-02

2001-07

3900AA ENGINE & TRANSMISSION MOUNTINGS (MANUAL TRANSMISSION)
(1600CC)

3900AA-2 * ENGINE & TRANSMISSION MOUNTINGS (MANUAL TRANSMISSION)
(1600CC)



PART NO.	QTY	MODEL/RESTRICTION	MODEL/RESTRICTION	MODEL/RESTRICTION	FROM-TO
CONT'D					
B27K-39-062	1	(ILLUST. NO.1)			1401-
+-----+					
39-070		RUBBER NO.4,ENG.MTG.	CAOUTCHOUC DE FIX.NO		
+-----+			4,		
B25D-39-070C	1				
+-----+					
39-080D		BRACKET,NO.4-ENGINE	CONSOLE,NO4-MOTEUR		
+-----+					
B25D-39-080	1				
+-----+					
39-093		BOLT,SUPPORT BRACKET	BOULON,SUPPORT		
+-----+					
GJ21-39-093	3				
+-----+					
39-800		MEMBER,ENG.MTG.	MEMBRURE DE FIXATION		
+-----+					
B25D-39-800A	1				
+-----+					
39-811		INSULATOR	ISOLATEUR		
+-----+					
B092-39-811	2				
+-----+					
39-813		BOLT	BOULON		
+-----+					
B455-39-813	2				
+-----+					
39-970		DAMPER,DYNAMIC-ENG	AMORTISSEUR,DYNAMIQUE		
+-----+		MOUT	E-MOT		
B25F-39-970	1				
1401 BJ22* -452569					

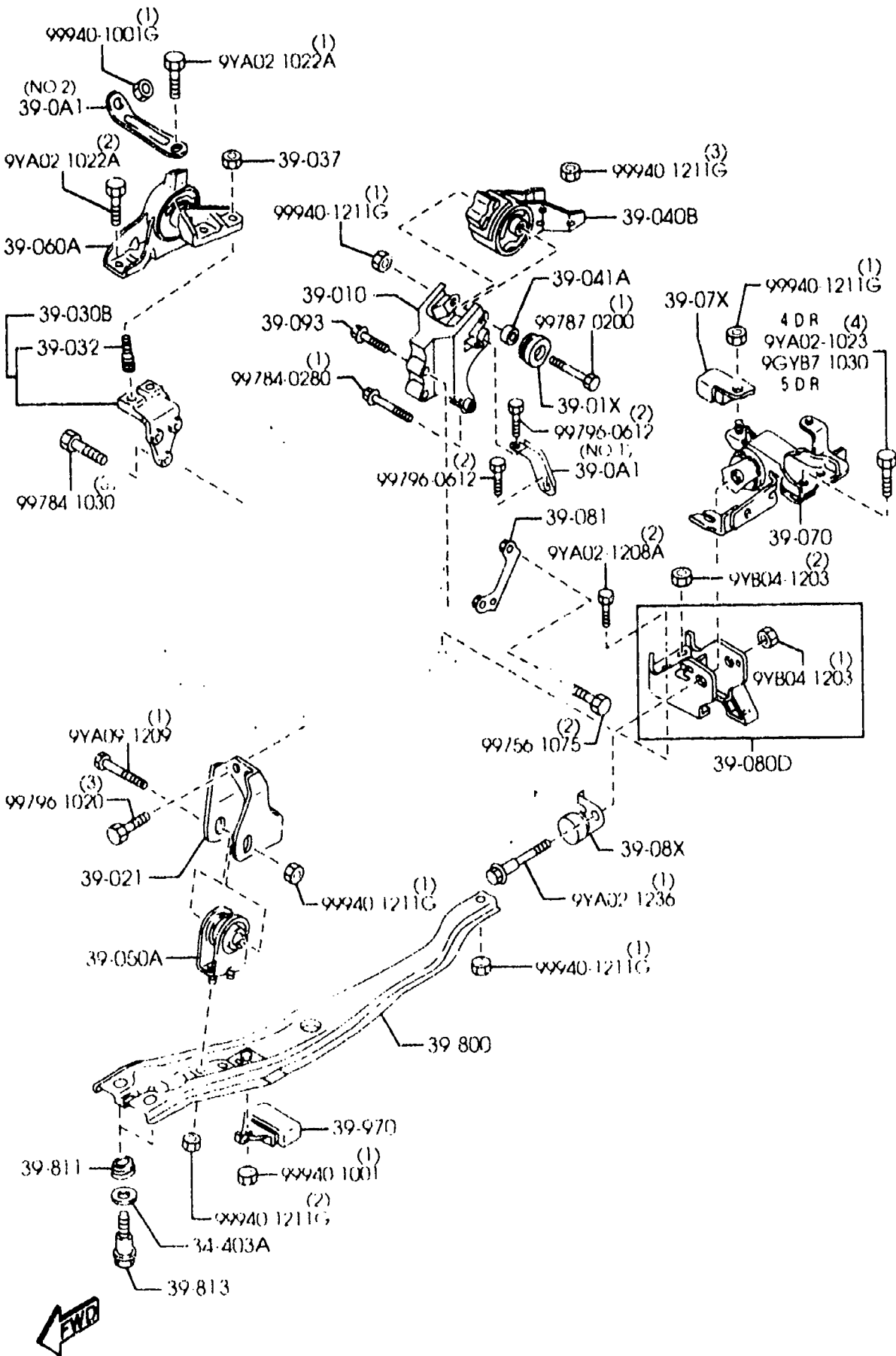
AUBA09

(2B51060)

CAT. AUBA09-02

2001-07

3900AB ENGINE & TRANSMISSION MOUNTINGS (MANUAL TRANSMISSION)
(2000CC)



3900AB-1 ENGINE & TRANSMISSION MOUNTINGS (MANUAL TRANSMISSION)
(2000CC)

PART NO	QTY	MODIFI/RESTRICTION	MODEL/RESTRICTION	MODEL/RESTRICTION	FROM-TO
34-403A		WASHER	RONDELLE		
B092-39-815A	2				
39-0A1		STAY NO.1,BRACKET	ETAI NO.1,ATTACHE		
BL3K-39-0A1	1	(ILLUST. NO.1)			
B26K-39-0A1	1	(ILLUST. NO.2)			
39-01X		DAMPER,DYNAMIC	AMORTISSEUR,DYNAMIQU		
B25D-39-01XA	1				
39-010		BRACKET NO.1,ENGINE	SUPPORT		
BL3K-39-010	1				
39-021		BRACKET NO.2,ENGINE	SUPPORT		
B26K-39-020A	1				
39-030B		BRACKET NO.3,ENGINE	SUPPORT		
GA2A-39-030D AN(GA2A-39-030E)	1				-1601
*GA2A-39-030E	1				1601-
39-032		BOLT,STUD	BOULON		
GA2A-39-032A	2				
39-037		NUT	ECROU		
B001-39-037B	2				
39-040B		RUBBER NO.1,ENG.MTG.	CAOUTCHOUC DE FIX.NO 1,		
BL3K-39-040	1				
39-041A		PLATE,STOPPER	PLAQUE,ARRET		
B25D-39-041	1				
39-050A		RUBBER NO.2,ENG.MTG.	CAOUTCHOUC DE FIX.NO 2,		
B25D-39-050C	1				
39-060A		RUBBER NO.3,ENG.MTG.	CAOUTCHOUC DE FIX.NO 3,		
BL3K-39-06Y A (BL3K-39-06YA)	1				-1510
*BL3K-39-06YA	1				1510-
1510 BJ22* -469858					
1601 BJ22* -480682					

AUBA09

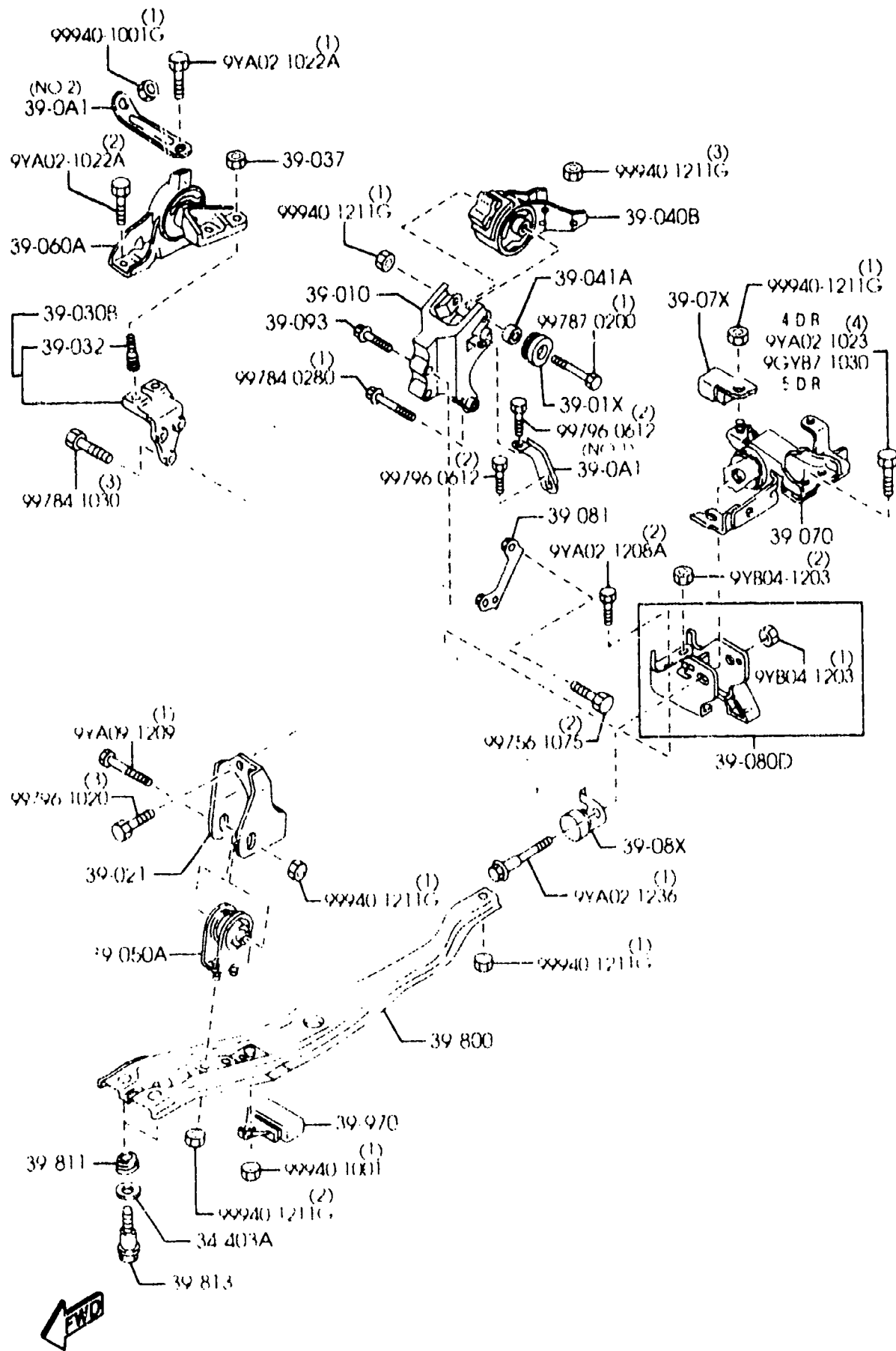
(2B56660)

CAT. AUBA09-02

2001-07

3900AB ENGINE & TRANSMISSION MOUNTINGS (MANUAL TRANSMISSION)
(2000CC)

3900AB-2 * ENGINE & TRANSMISSION MOUNTINGS (MANUAL TRANSMISSION)
(2000CC)



PART NO	QTY	MODEL/RESTRICTION	MODEL/RESTRICTION	MODEL/RESTRICTION	FROM-TO
39-07X		DAMPER, DYNAMIC	AMORTISSEUR, DYNAMIQUE		-1401
BJ2C-39-062A	1				1401-
B27K-39-06Z	1				
39-070		RUBBER NO.4, ENG.MTG.	CADUTCHOUC DE FIX.NO 4,		
BL3K-39-070A	1				
39-08X		DAMPER, DYNAMIC	AMORTISSEUR, DYNAMIQUE		
BL3K-39-08XA	1				
39-080D		BRACKET, NO.4-ENGINE	CONSOLE, NO4-MOTEUR		
BL3K-39-080F	1				
39-081		BRACKET(R), ENGINE MT	SUPPORT CTC MOTEUR(D		
GJ21-39-04XC	1				
39-093		BOLT, SUPPORT BRACKET	BOULON, SUPPORT		
GJ21-39-093	2				
39-800		MEMBER, ENG.MTG.	MEMBRURE DE FIXATION		
BJ3A-39-800A	1				
39-811		INSULATOR	ISOLATEUR		
B092-39-811	2				
39-813		BOLT	BOULON		
B455-39-813	2				
39-970		DAMPER, DYNAMIC-ENG MOUT	AMORTISSEUR, DYNAMIQUE-MOT		
B25F-39-970	1				

1401 BJ22* -452569

AUBA09

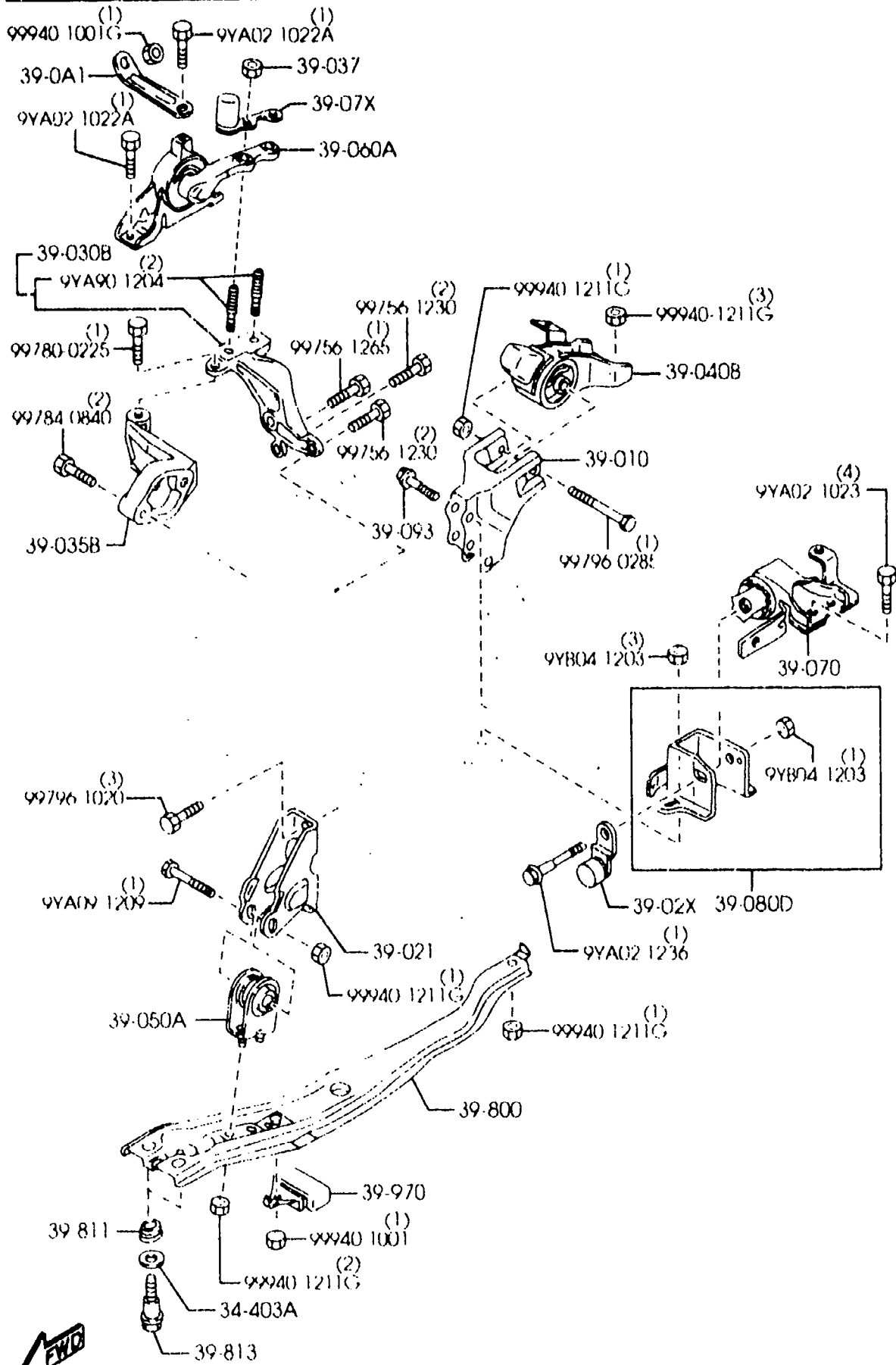
(2856660)

CAT. AUBA09-02

2091-07

3900BA ENGINE & TRANSMISSION MOUNTINGS (AUTOMATIC TRANSMISSION)
(1600CC)

3900BA-2 * ENGINE & TRANSMISSION MOUNTINGS (AUTOMATIC TRANSMISSION)
(1600CC)



PART NO	QTY	MODEL/RESTRICTION	MODEL/RESTRICTION	MODEL/RESTRICTION	FROM-TO
39-093		BOLT, SUPPORT BRACKET	BOULON, SUPPORT		
GJ21-39-093	3				
39-800		MEMBER, ENG. MTG.	MEMBRURE DE FIXATION		
B25D-39-800A	1				
39-811		INSULATOR	ISOLATEUR		
B092-39-811	2				
39-813		BOLT	BOULON		
B455-39-813	2				
39-970		DAMPER, DYNAMIC-ENG MOUT	AMORTISSEUR, DYNAMIQUE-MOT		
B25F-39-970	1				

AUBA09

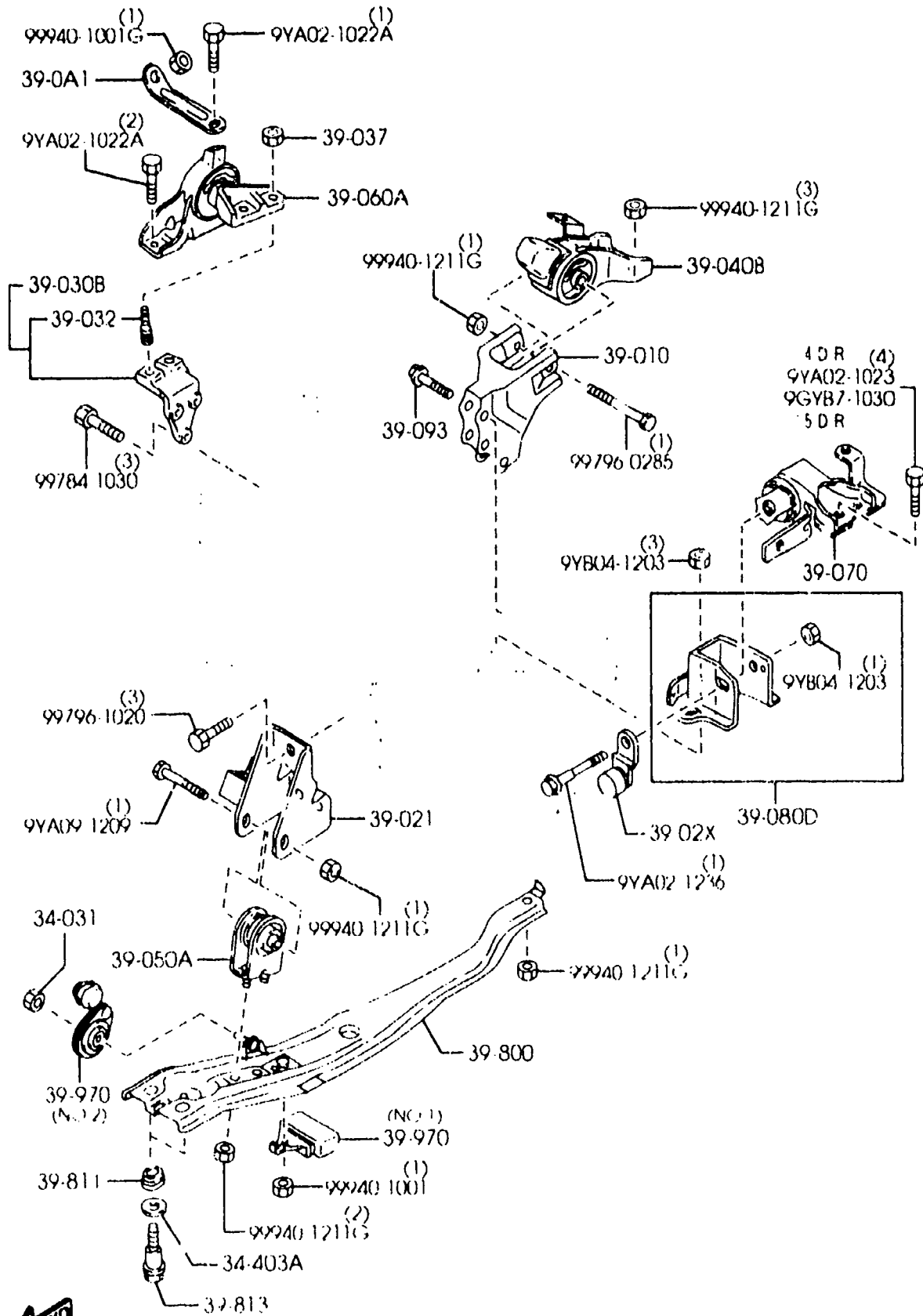
(2B56670)

CAT. AUBA09-02

2001-07

3900BB ENGINE & TRANSMISSION MOUNTINGS (AUTOMATIC TRANSMISSION)
(2000CC)

3900BB-1 ENGINE & TRANSMISSION MOUNTINGS (AUTOMATIC TRANSMISSION)
(2000CC)



PART NO.	QTY	MODEL/RESTRICTION	MODEL/RESTRICTION	MODEL/RESTRICTION	FROM-TO
34-031		NUT, FLANGE	ECROU		
GJ21-34-031	1				
34-403A		WASHER	RONDELLE		
B092-39-815A	2				
39-0A1		STAY NO.1, BRACKET	ETAI NO.1, ATTACHE		
B26K-39-0A1	1				
39-010		BRACKET NO.1, ENGINE	SUPPORT		
B26D-39-010B	1				
39-02X		DAMPER, DYNAMIC	AMORTISSEUR, DYNAMIQUE		
GA2C-39-01XA	1				
39-021		BRACKET NO.2, ENGINE	SUPPORT		
B28V-39-020A	1				
39-030E		BRACKET NO.3, ENGINE	SUPPORT		
GA2A-39-030D AN(GA2A-39-030E)	1				-1601
*GA2A-39-030E	1				1601-
39-032		BOLT, STUD	BOULON		
GA2A-39-032A	2				
39-037		NUT	ECROU		
B001-39-037B	2				
39-040B		RUBBER NO.1, ENG.MTG.	CAOUTCHOUC DE FIX.NO 1,		
BJON-39-040C	1				
39-050A		RUBBER NO.2, ENG.MTG.	CAOUTCHOUC DE FIX.NO 2,		
B25D-39-050C	1				
39-060A		RUBBER NO.3, ENG.MTG.	CAOUTCHOUC DE FIX.NO 3,		-1510
BJON-39-06YD A (BJON-39-06YE)	1				
*BJON-39-06YE	1				1510-
39-070		RUBBER NO.4, ENG.MTG.	CAOUTCHOUC DE FIX.NO 4,		
1510 BJ22*	-469858				
1601 BJ22*	-480682				

AUBA09

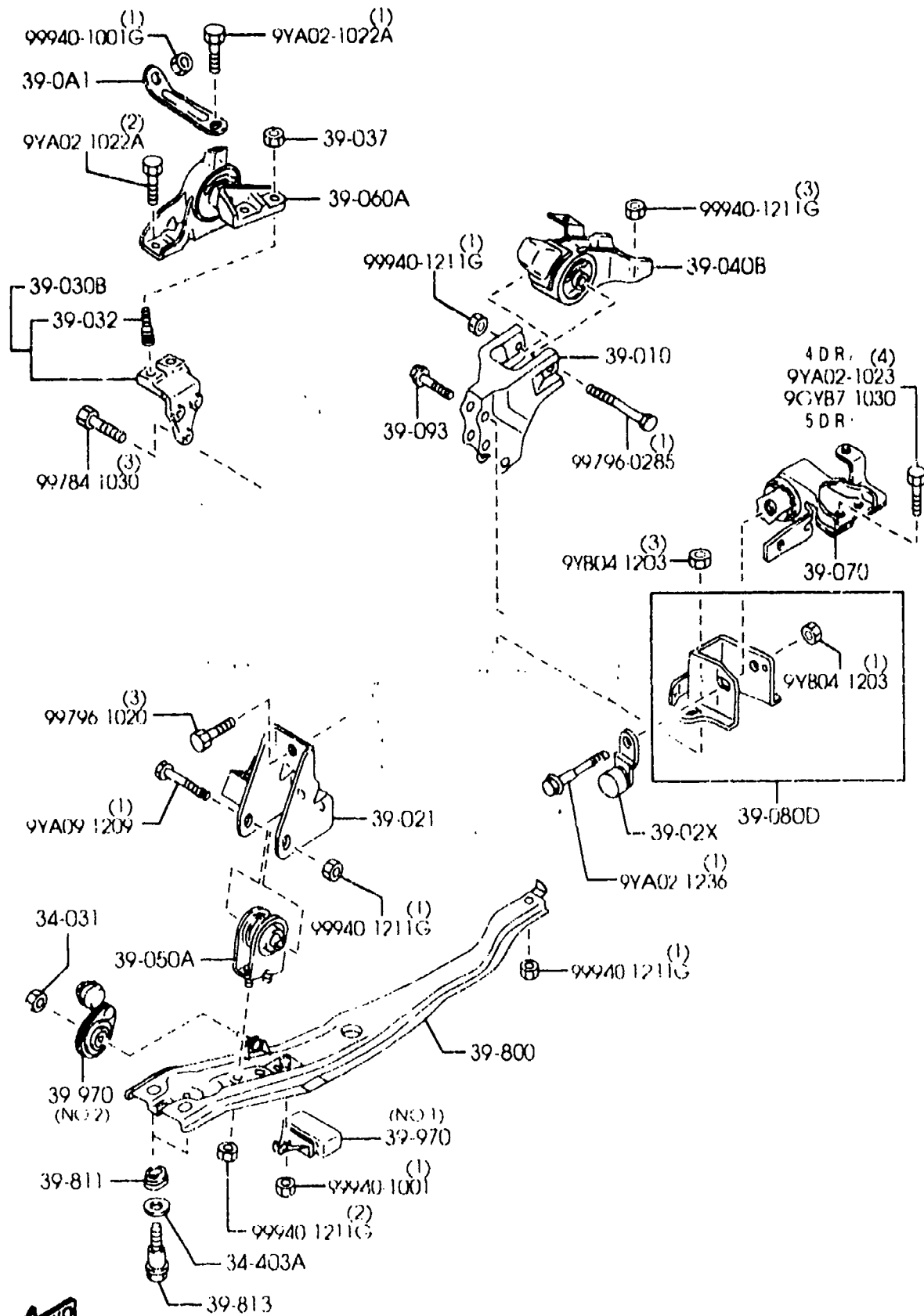
(2B56680)

CAT. AUBA09-02

2001-07

3900BB ENGINE & TRANSMISSION MOUNTINGS (AUTOMATIC TRANSMISSION)
(2000CC)

3900BB-2 * ENGINE & TRANSMISSION MOUNTINGS (AUTOMATIC TRANSMISSION)
(2000CC)



PART NO.	QTY	MODEL/RESTRICTION	MODEL/RESTRICTION	MODEL/RESTRICTION	FROM-TO
CONT'D					
B25E-39-070D	1				
39-080D		BRACKET, NO. 4-ENGINE	CONSOLE, NO4-MOTEUR		
B25E-39-080D	1				
39-093		BOLT, SUPPORT BRACKET	BOULON, SUPPORT		
GJ21-39-093	3				
39-000		MEMBER, ENG. MTG.	MEMBRURE DE FIXATION		
M28V-39-800A	1				
39-811		INSULATOR	ISOLATEUR		
B092-39-811	2				
39-813		BOLT	BOULON		
B455-39-813	2				
39-970		DAMPER, DYNAMIC-ENG MOUT	AMORTISSEUR, DYNAMIQUE-MOT		
B25F-39-970	1	(ILLUST. NO.1)			
B28V-39-990	1	(ILLUST. NO.2)			



AIJBA09

(2B56680)

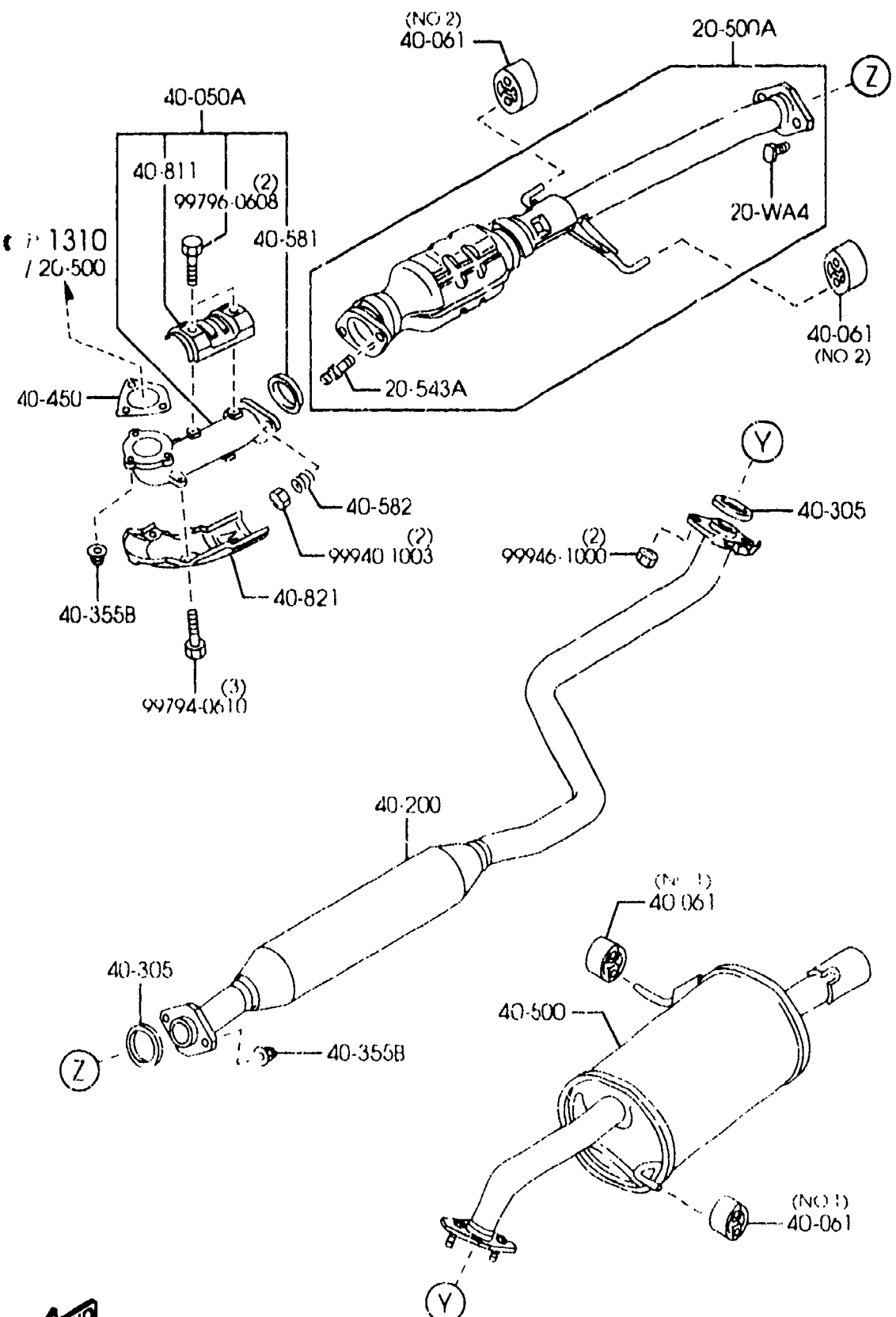
CAT. AUBA09-02

2001-07

2-J 8

4000A EXHAUST SYSTEM
(1600CC)

4000A -1 EXHAUST SYSTEM
(1600CC)



PART NO.	QTY	MODEL/RESTRICTION	MODEL/RESTRICTION	MODEL/RESTRICTION	FROM-TO
20-WA4	2	BOLT	BOULON		
FP13-20-WA4					
20-500A	1	CATALYST, THREE WAY IDENTIFY MARK (ZM01)	CONVERTISSEUR MONOLITHIQUE IDENTIFY MARK (ZM01)		
ZM01-20-600A					
ZM02-20-600A	1	IDENTIFY MARK (ZM02)	IDENTIFY MARK (ZM02)		
20-543A	2	STUD	GOUJON		1801-
Z501-20-WA1					- 1801
Z503-20-WA1	2				
40-050A	1	PIPE, EXHAUST-FRONT	TUYAU D'ECHAP		
ZM01-40-500A					
40-061	2 (ILLUST. NO.1)	HANGER, SILENCER	SUPPORT, ECHAPPEMENT		
BP47-40-061A					
KL01-40-061B	2 (ILLUST. NO.2)				
40-200	1	SILENCER, PRE	PRE-SILENCIEUX		
FP31-40-300B					
40-305	2	GASKET	JOINT		
FS88-40-305					
40-355B	5	NUT	ECROU		
JE10-40-355					
40-450	1	GASKET, CONVERTER	JOINT, CONVERTISSEUR		
KL19-40-450					
40-500	1 (W/O TAIL PIPE FITTING)	SILENCER, MAIN	POT D'ECHAPPEMENT		
FP30-40-100C					
FP41-40-100C	1 (W/TAIL PIPE FITTING)				- 1701
40-581	1	RING, SEAL	CERCLE ETANCHE		
BP48-40-581A					

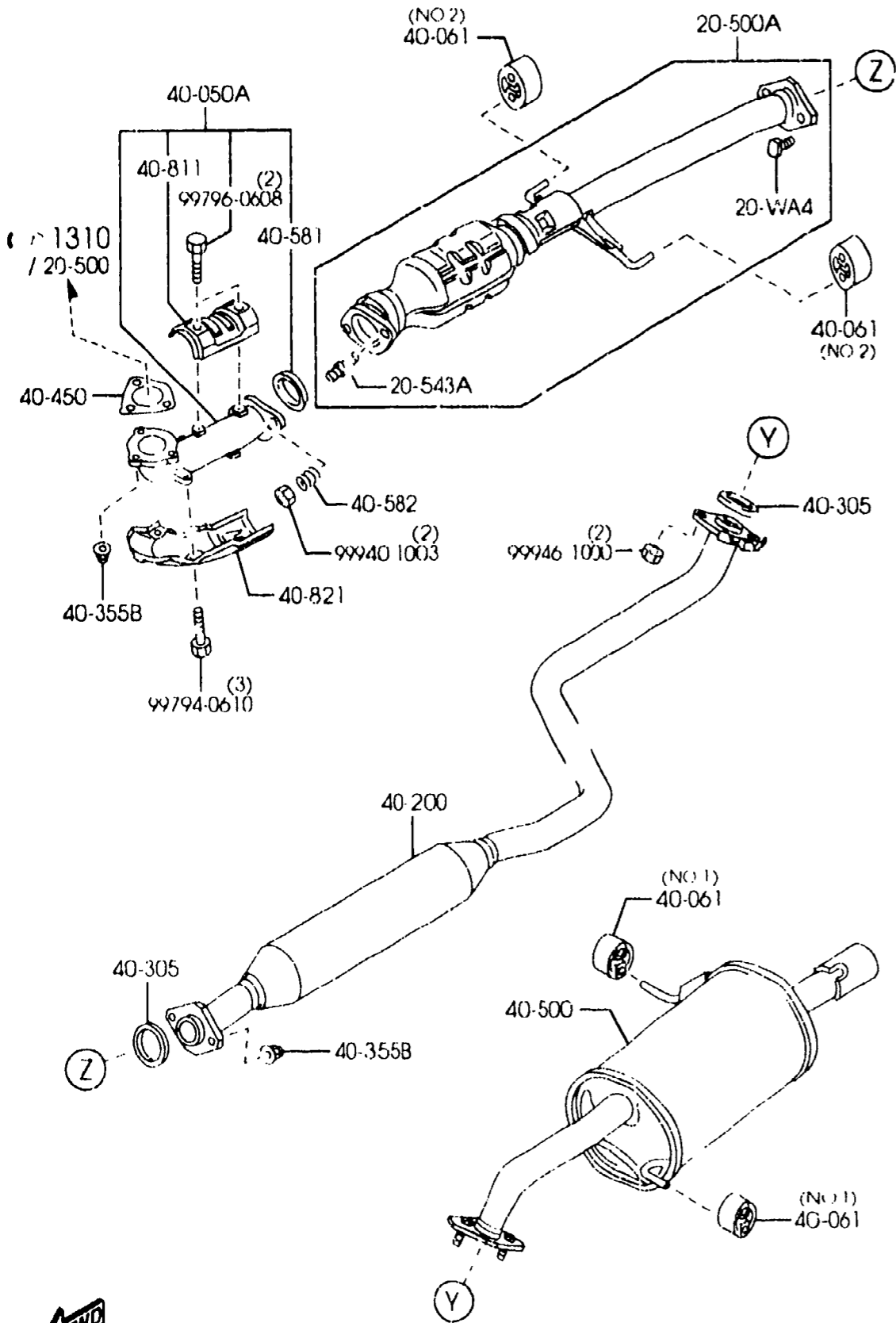
1701 BJ22* -493151

AUBA09

(2B51100)

CAT. AUBA09-02

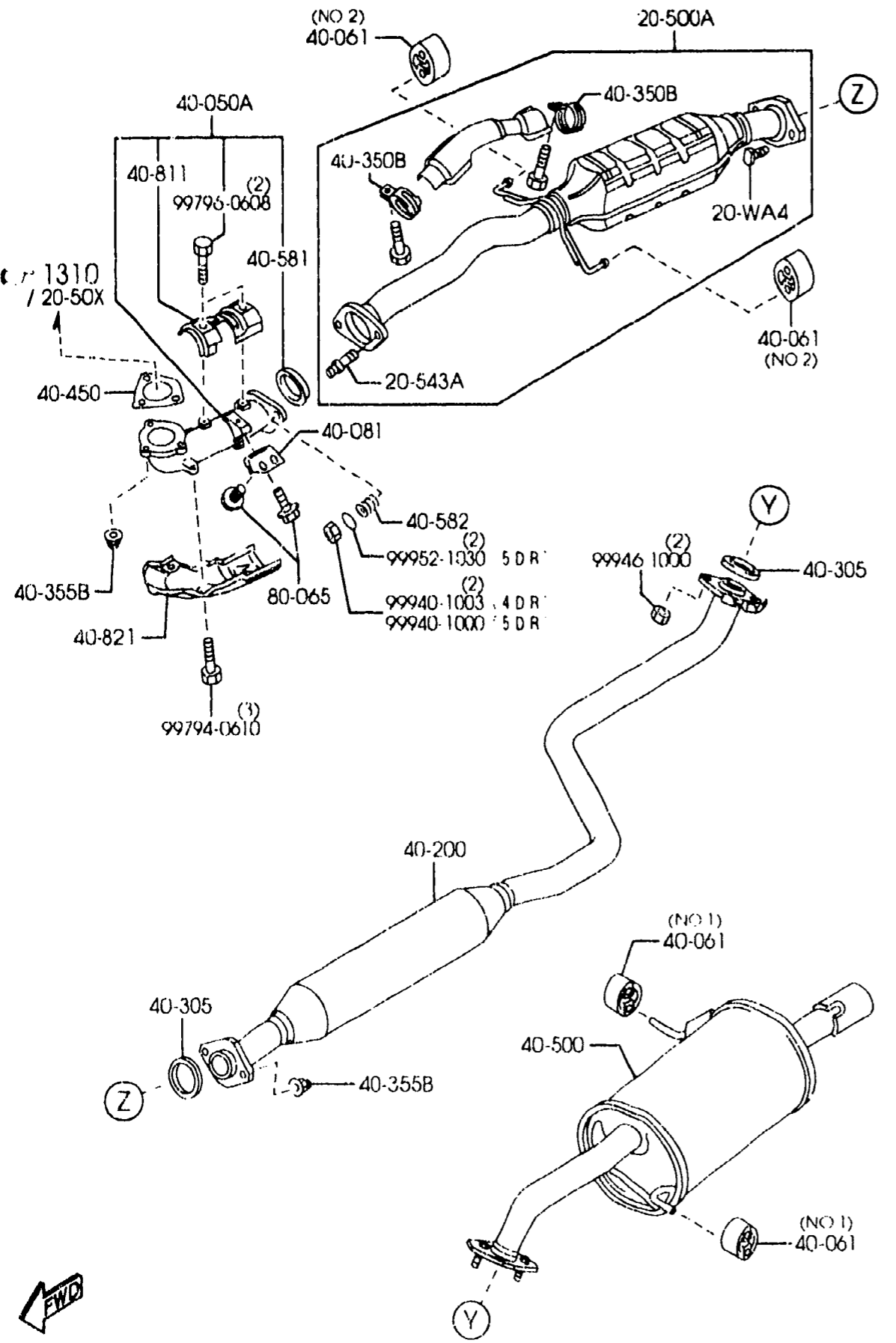
2001-07



PART NO.	QTY	MODEL/RESTRICTION	MODEL/RESTRICTION	MODEL/RESTRICTION	FROM TO
40-582		SPRING	RESSORT		
BP48-40-582	2				
40-811		PROTECTOR, FRONT PIPE	PROTECTEUR, TUYAU D'ENTREE		
ZM01-40-811A	1				
40-821		PROTECTOR, FRONT PIPE	PROTECTEUR		
ZM01-40-820D	1				

4000B EXHAUST SYSTEM
(2000CC)

4000B -1 EXHAUST SYSTEM
(2000CC)



PART NO.	QTY	MODFI /RESTRICTION	MODEL /RESTRICTION	MODEL /RESTRICTION	FROM-TO
20-WA4		BOLT	BOULON		
FP13-20-WA4	2				
20-500A		CATALYST, THREE WAY	CONVERTISSEUR MONOLITHIQUE		
FS7N-20-600	1	(MT)	(B.V. MANU)		
FS7P-20-600	1	(AT)	(B.V. AUTOM)		
20-543A		STUD	GOUJON		
FP33-20-WA1 AN(FP39-20-WA1)	2				-1801
*FP39-20-WA1	2				1801-
40-050A		PIPE, EXHAUST-FRONT	TUYAU D'ECH. AV		
FSE6-40-500B	1				
40-061		HANGER, SILENCER	SUPPORT, ECHAPPEMENT		
BP47-40-061A	2	(ILLUST. NO.1)			
KL01-40-061B	2	(ILLUST. NO.2)			
40-081		BRACKET, HANGER	SUPPORT		
FSE8-40-081A	1				
40-200		SILENCER, PRE	PRE-SILENCIEUX		
FSF2-40-300	1	(AT)	(B.V. AUTOM)		
FSG8-40-300	1	((MT))>((MPS SUSP))	((B.V. MANU))>((SUSP. MP S))		
FSF1-40-300	1	((MT))>((SPORT SUSP))	((B.V. MANU))>((SUSP. SPORTIVE))		-1801
*FSG1-40-300	1	((MT))>((SPORT SUSP))	((B.V. MANU))>((SUSP. SPORTIVE))		1801-
40-305		GASKET	JOINT		
FSB8-40-305	2				
40-350B		BAND	COLLIER DE SERRAGE		
F211-40-350	2				
40-355B		NUT	ECROU		
JE10-40-355	5				
40-450		GASKET, CONVERTER	JOINT, CONVERTISSEUR		

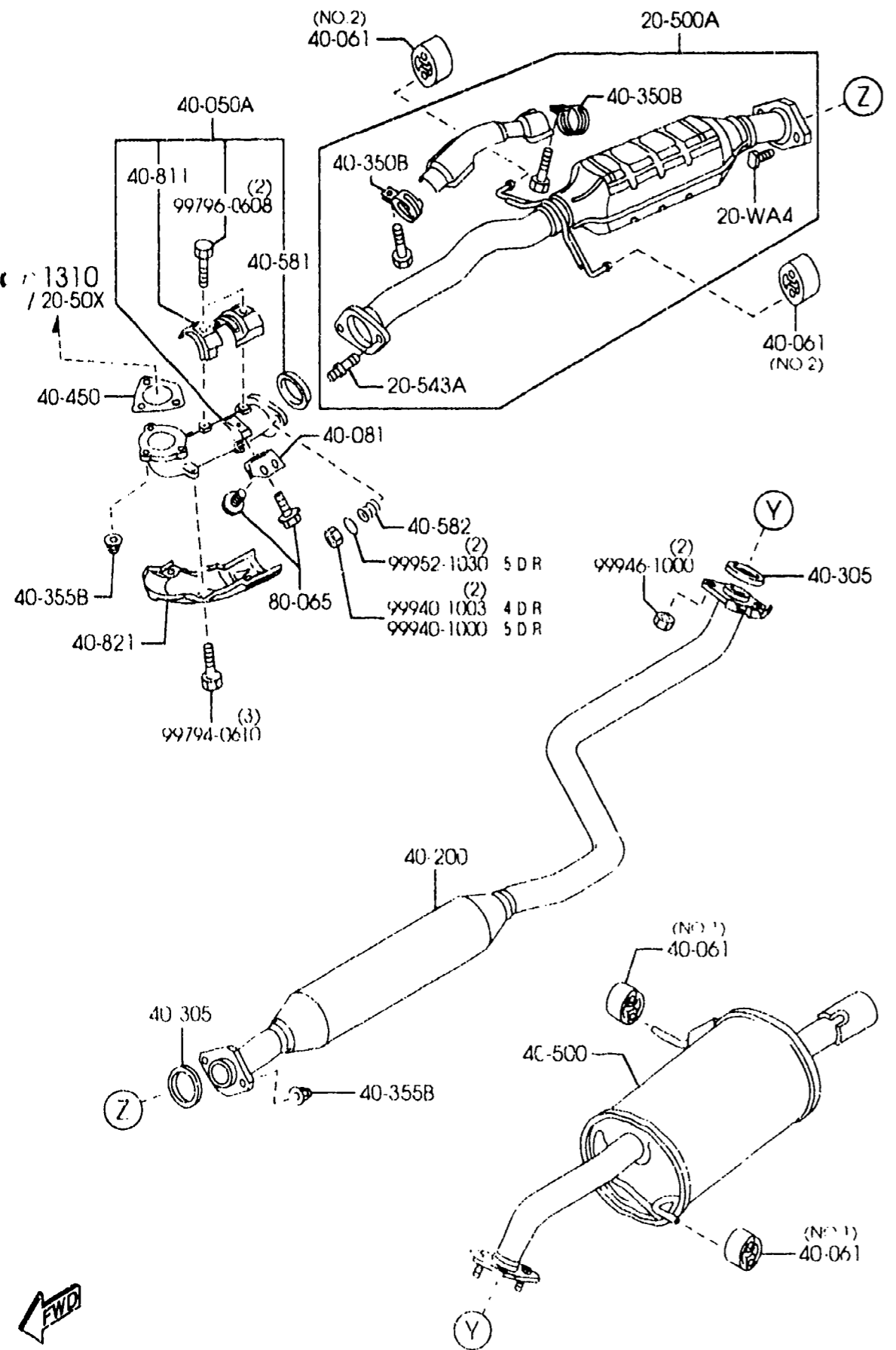
AUBA09

(2B56690)

CAT. AUBA09-02

2001-07

2-M 8



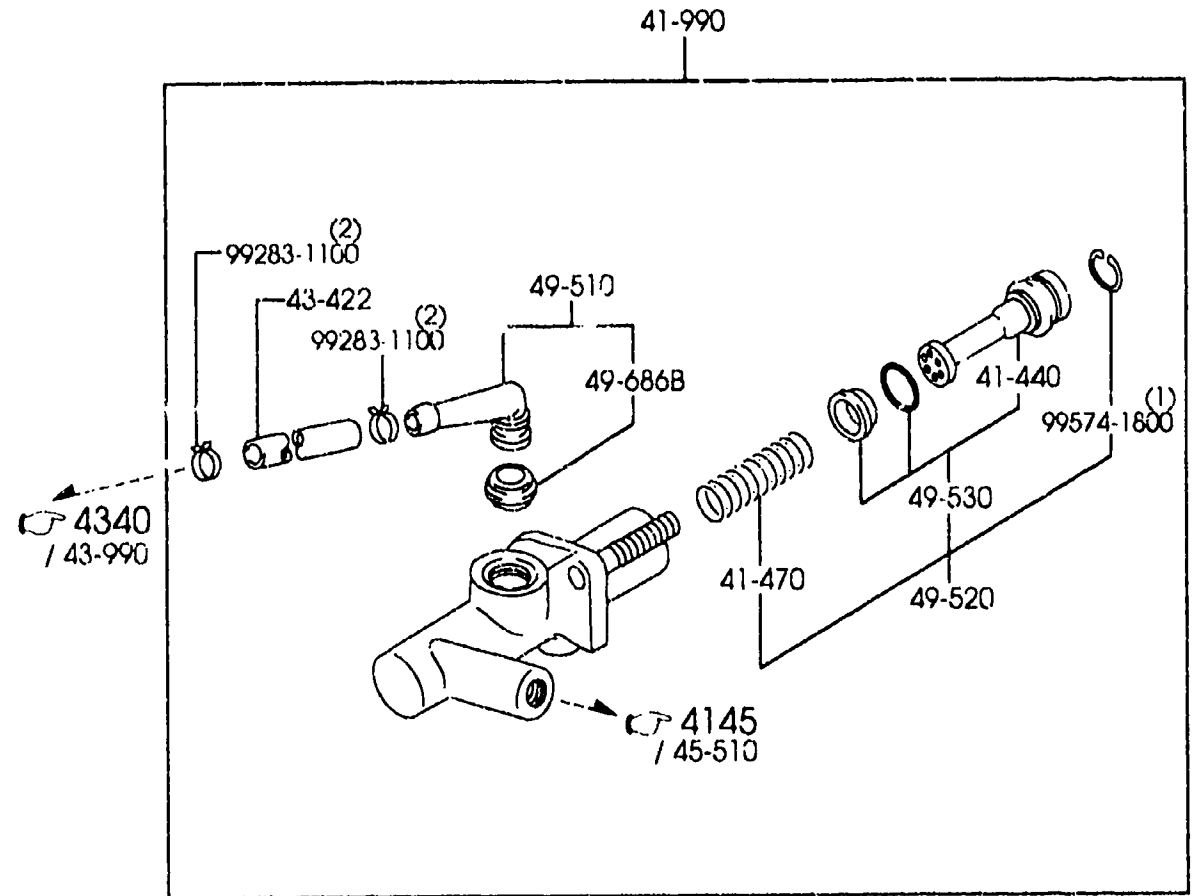
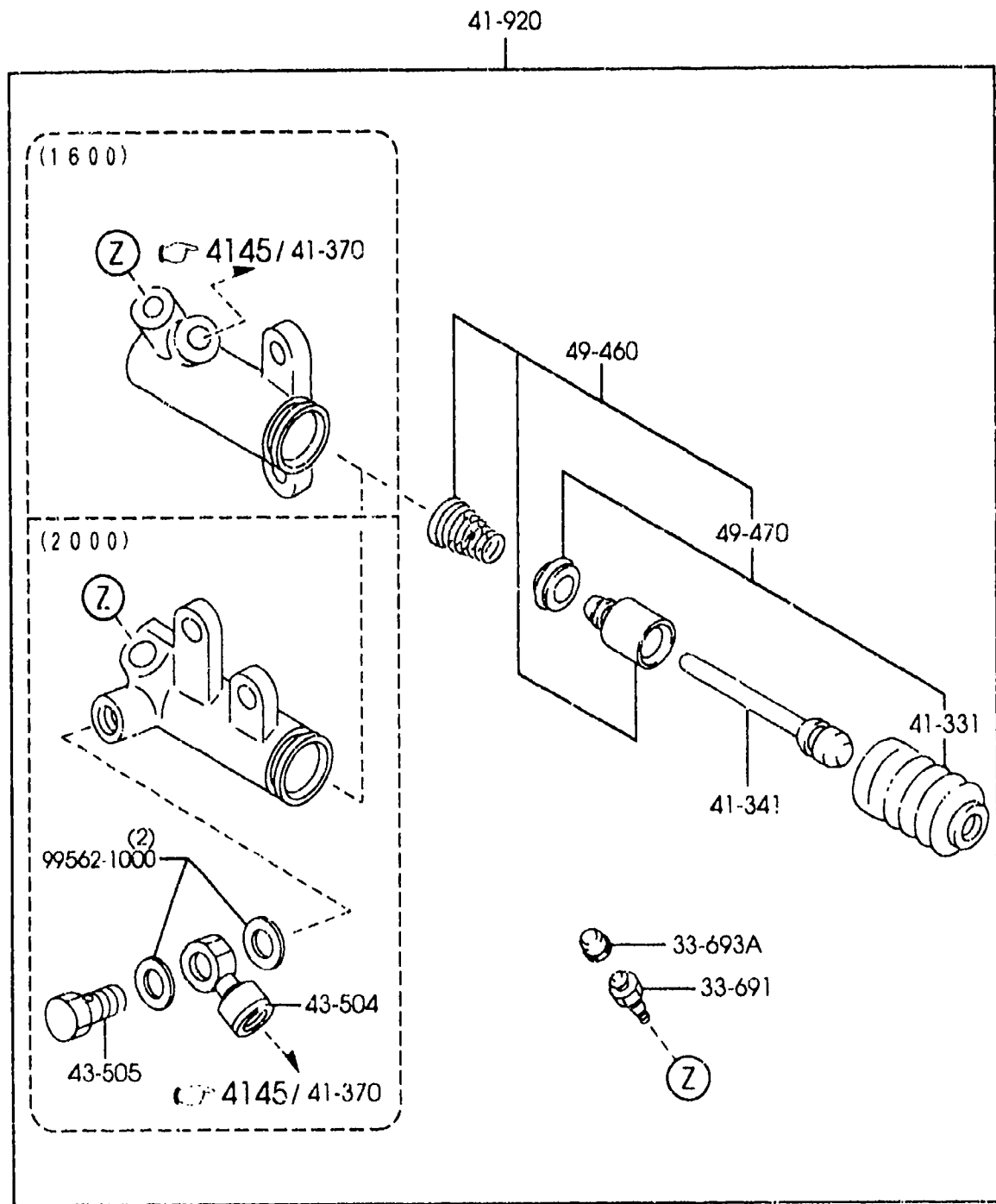
PART NO.	QTY	MODEL/RESTRICTION	MODEL/RESTRICTION	MODEL/RESTRICTION	FROM - TO
CONT'D KL19-40-450	1				
+-----+ 40-500 +-----+		SILENCER, MAIN	POT D'ECHAPPEMENT		
FSF1-40-100A	1	(W/TAIL PIPE FITTING)	(4PRTS)		
		(4DR)			
FSF2-40-100	1	(W/O TAIL PIPE FITTING)	(4PRTS)		
		(4DR)			
FSG1-40-100	1	(5DR)	(5PRTS)		
+-----+ 40-581 +-----+		RING, SEAL	CERCLE ETANCHE		
BP48-40-581A	1				
+-----+ 40-582 +-----+		SPRING	RESSORT		
BP48-40-582	2				
+-----+ 40-811 +-----+		PROTECTOR, FRONT PIPE	PROTECTEUR, TUYAU D'ENTREE		
FSE6-40-810	1				
+-----+ 40-821 +-----+		PROTECTOR, FRONT PIPE	PROTECTEUR		
FP30-40-820A	1				
+-----+ 80-065 +-----+		BOLT	BOULON		
UB40-65-215	3				

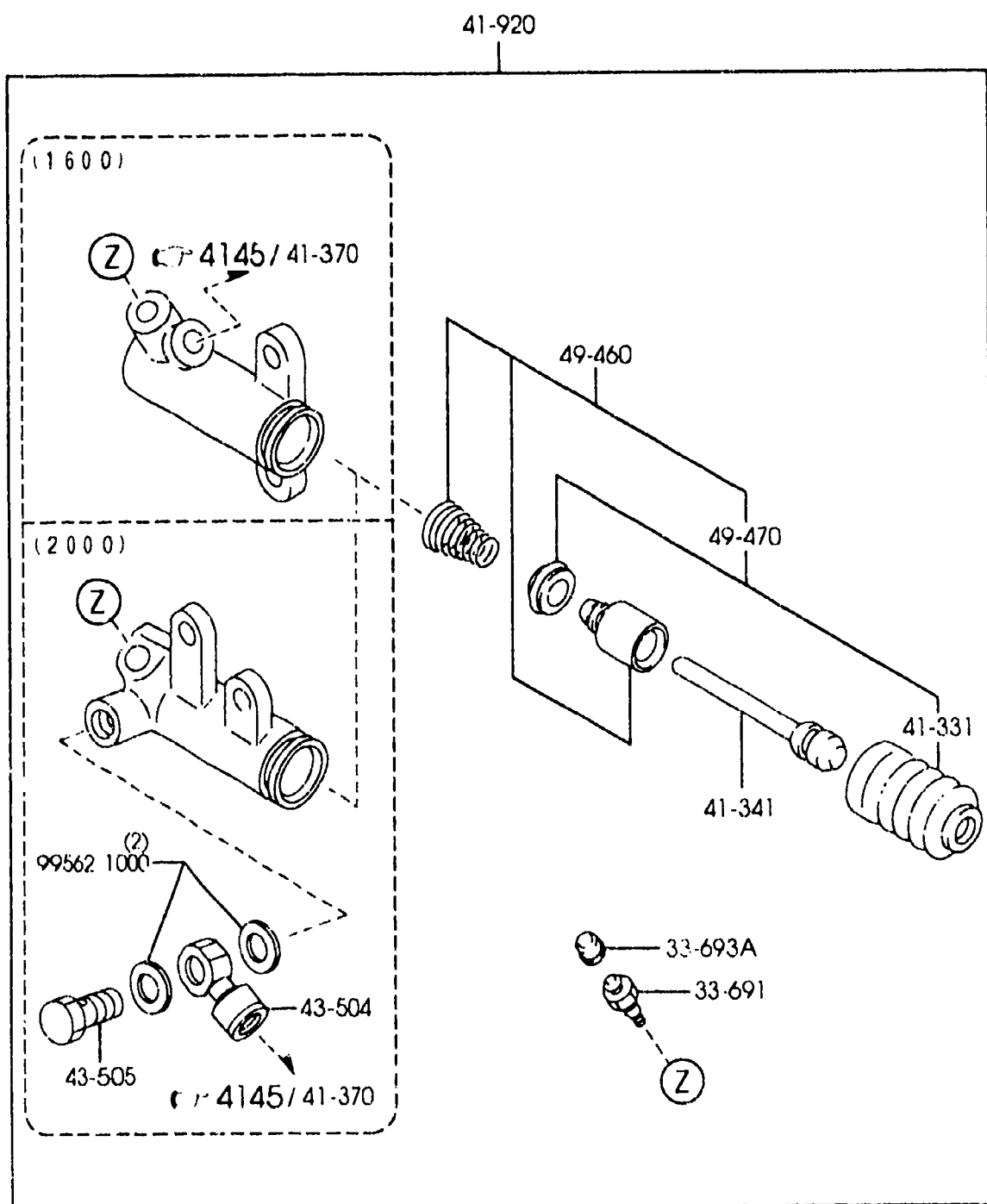
AUBA09

(2B56690)

CAT. AUBA09-02

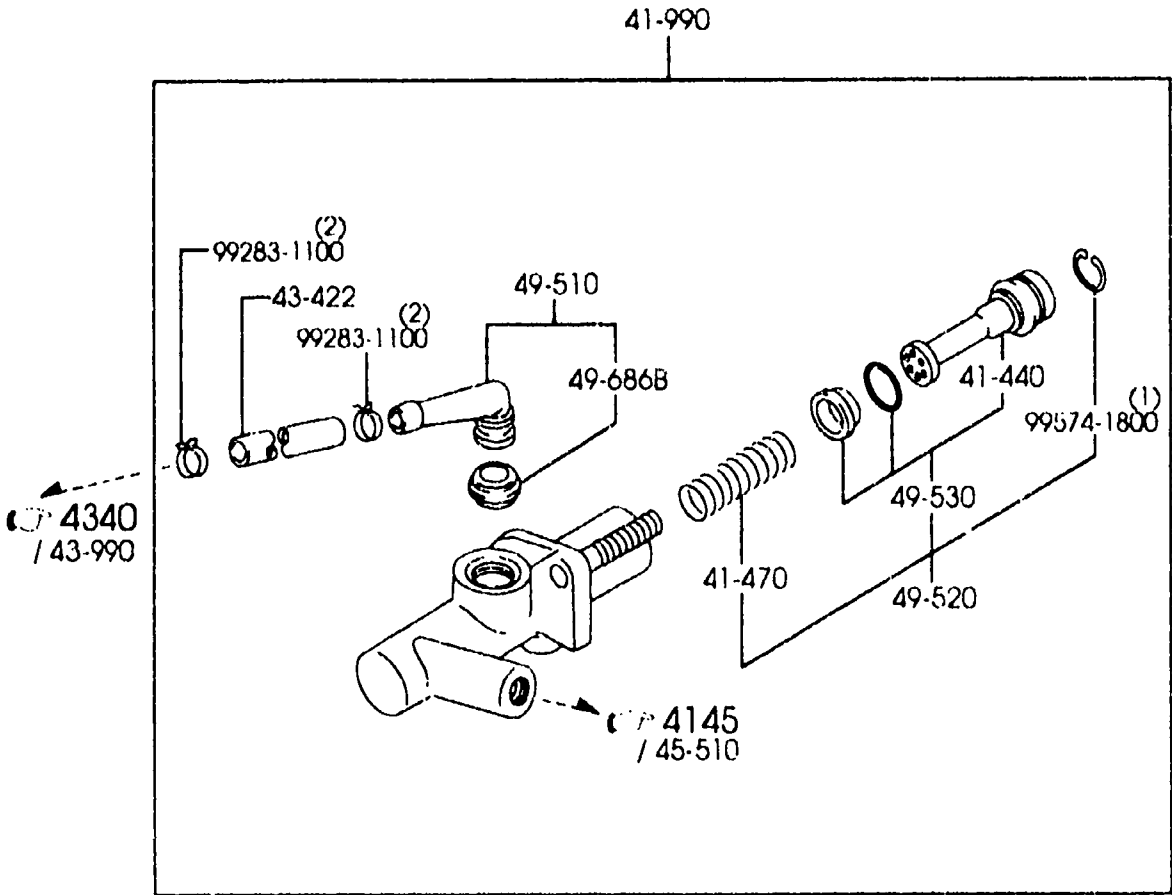
20-1-07





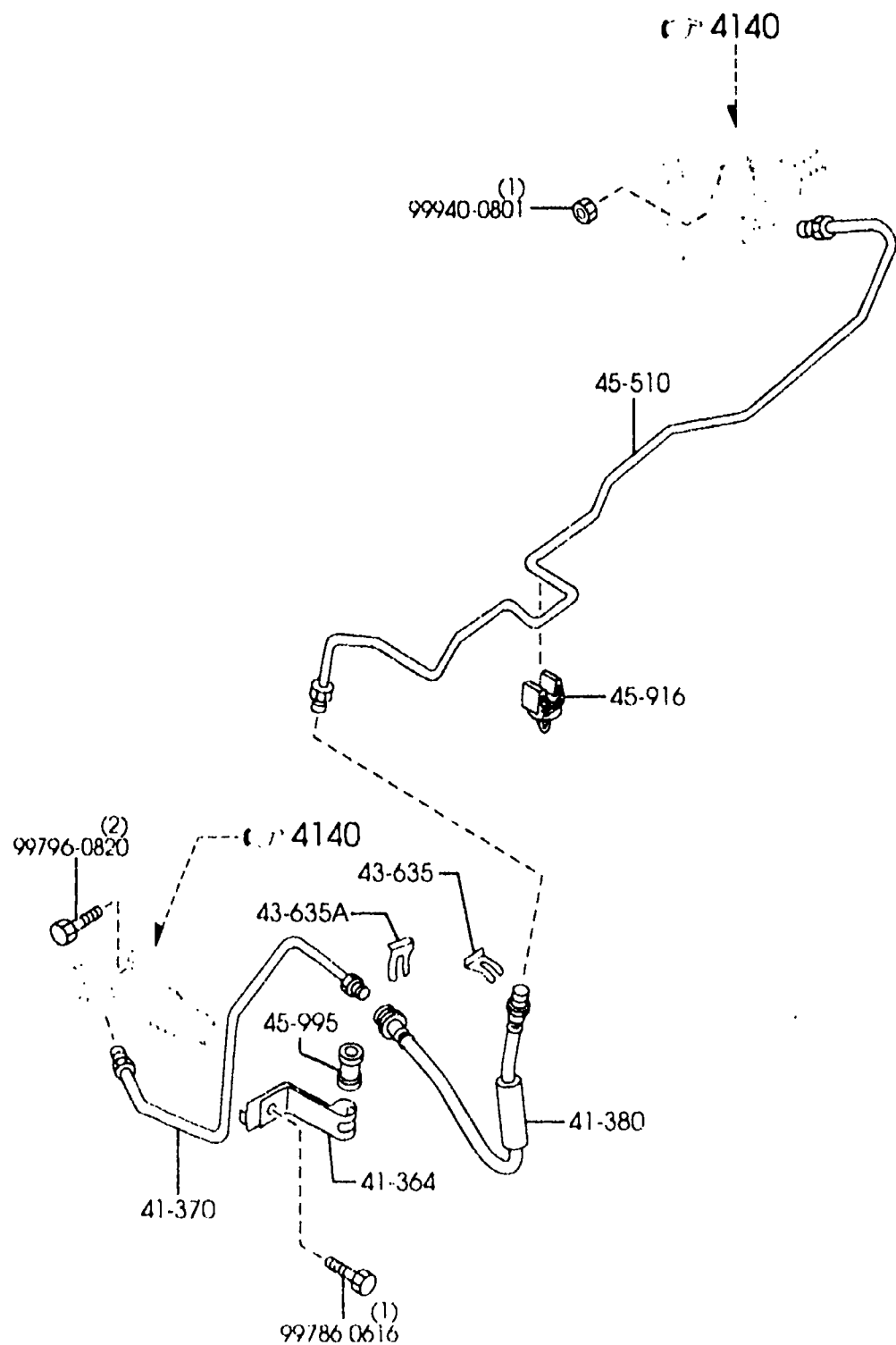
PART NO.	QTY	MODEL/RESTRICTION	MODEL/RESTRICTION	MODEL/RESTRICTION	FRCM-TO
33-691	1	SCREW, BLEEDER	VIS DE PURGE		
GA5R-33-691					
33-693A	1	CAP, BLEEDER SCREW	BOUCHON PURGEUR		
0259-33-693					
41-331	2	BOOT	COIFFE		
H005-41-331					
41-341	1	ROD, PUSH	TIGE		
GA2A-41-341A					
41-440	1	PISTON	PISTON		
B312-41-440					
41-470	1	SPRING	RESSORT		
B312-41-470					
41-920	1 (2000)	CYL., CLUTCH RELEASE	CYLINDRE, RECEPTEUR, EMBRAYAGE (2000)		
BL3K-41-92X					
41-920	1 (1600)				
B455-41-920					
41-990	1	CYL., CLUTCH MASTER	MAITRE CYLINDRE, EMBRAYAGE		
GE4T-41-990C					
43-422	1	HOSE, RESERVE	DURITE DE SECOURS		
0870-43-422B					
43-504	1 (2000)	JOINT, PIPE	JOINT (2000)		
W023-43-504					
43-505	1 (2000)	BOLT, CONNECTOR	BOUION (2000)		
W023-43-505					
49-460	1	PARTS KIT, INNER	KIT, PIECES INT.		
FB01-49-460					
49-470	1	SEAL KIT	JEU DE JOINTS D'ETANCHEITE		
FP01-49-470					





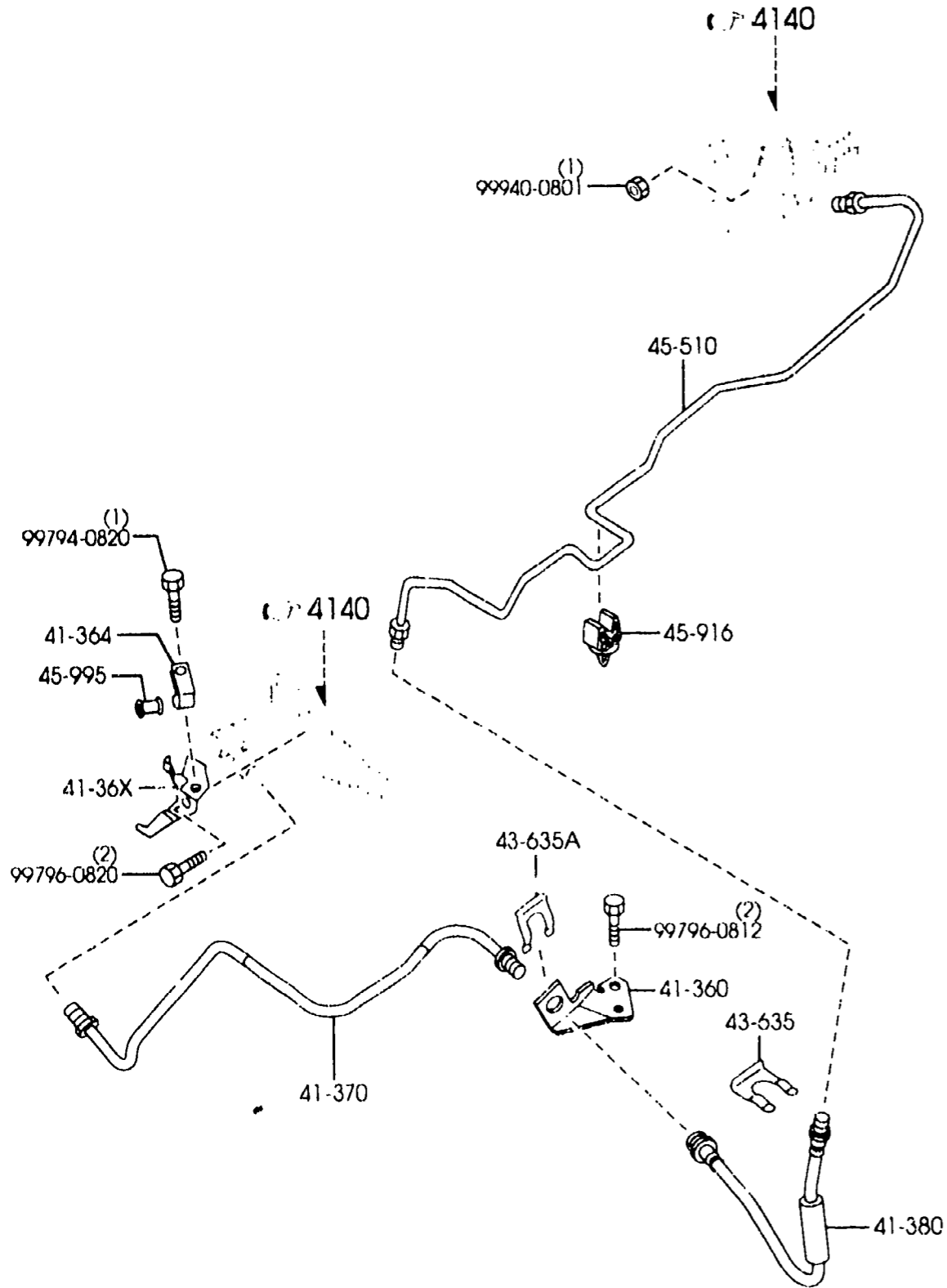
PART NO.	QTY	MODEL./RESTRICTION	MODEL./RESTRICTION	MODEL./RESTRICTION	FROM-TO
49-510		BUSH SET	BUSELURE		
W001-49-510	1				
49-520		PARTS KIT, INN.-CLUTCH	NECESSAIRE REPARATION		
B312-41-522	1				
49-530		SEAL KIT	KIT D'ETANCHEITE		
B312-41-532	1				
49-686B		BUSH, ELBOW JOINT	BUSELURE		
0839-49-686A	1				





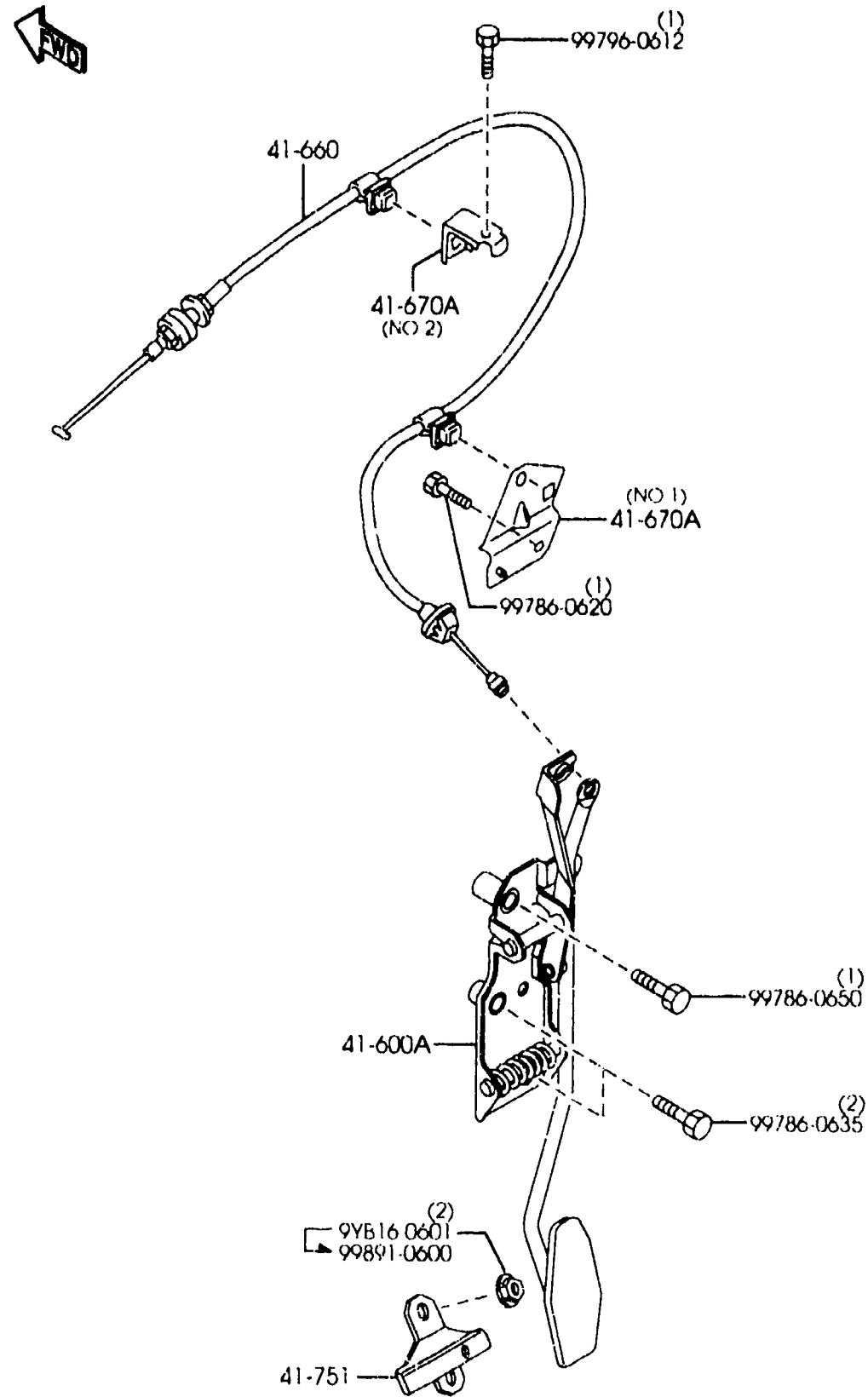
PART NO.	QTY	MODEL/RESTRICTION	MODEL/RESTRICTION	MODEL/RESTRICTION	FROM-TO
41-364		CLIP, CLUTCH PIPE	COLLIER, TUYAU EMBRAYAGE		1801-
*B455-41-364	1				
41-370		PIPE, CLUTCH	CONDUIT, EMBRAYAGE		
B25D-41-360	1				
41-380		HOSE, FLEXIBLE	DURITE FLEXIBLE		
BL5B-41-380	1				
43-635		CLIP, FLEXIBLE HOSE	ATTACHE, CONDUIT FLEXIBLE		
GA5R-43-635	1				
43-635A		CLIP, FLEXIBLE HOSE	ATTACHE, CONDUIT FLEXIBLE		
0136-43-635	1				
45-510		PIPE, CLUTCH	CONDUIT, EMBRAYAGE		
BJ0G-45-510C	1				
45-916		HOLDER, PIPE	SUPPORT, PIPE		
BC1D-45-916	1				
45-995		PROTECTOR, PIPE	PROTECTEUR, CONDUIT		1801-
*0578-45-995	1				



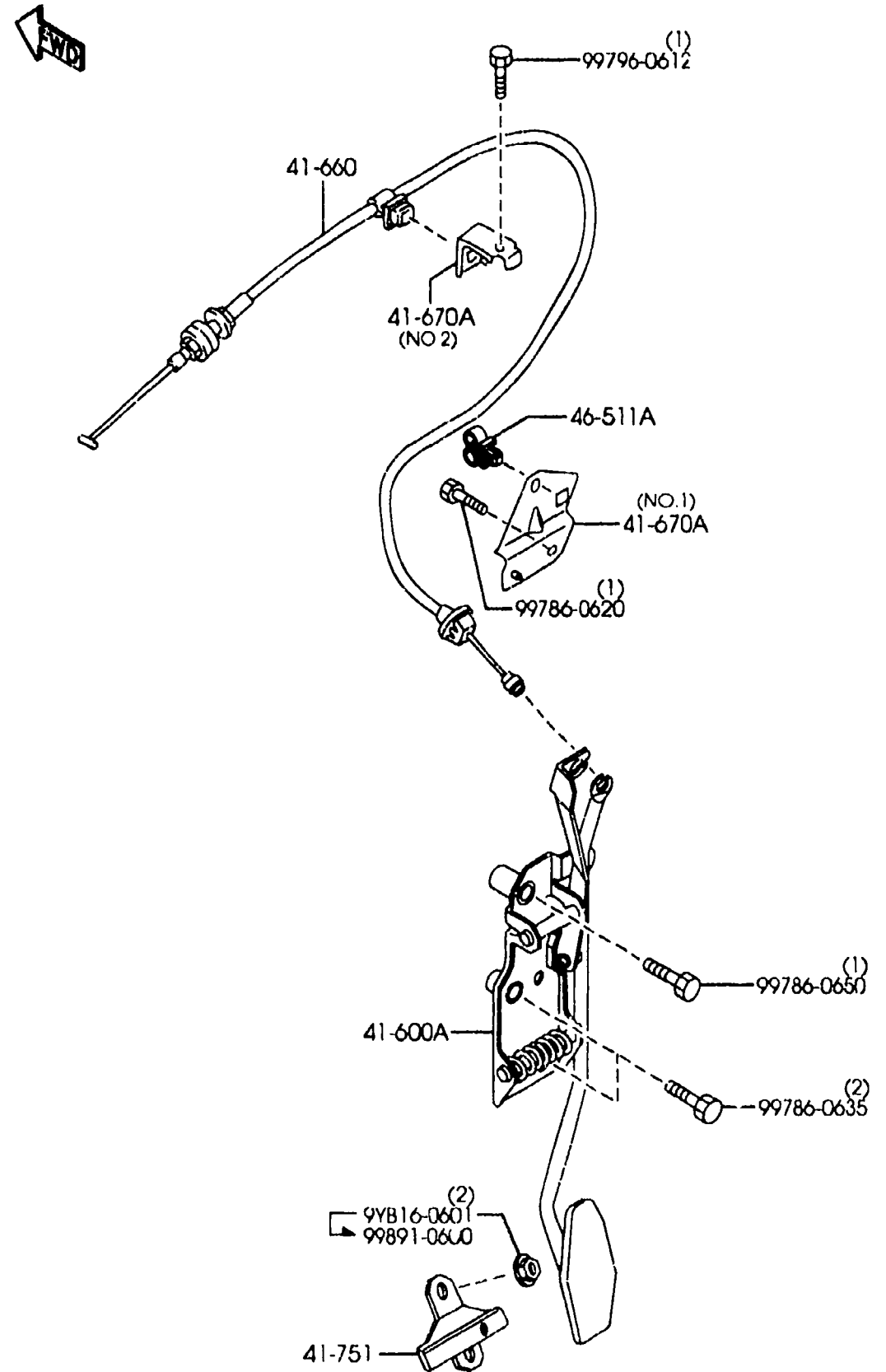


PART NO.	QTY	MODEL/RESTRICTION	MODEL/RESTRICTION	MODEL/RESTRICTION	FROM-TO
41-36X		BRACKET, JOINT-CLUTCH	SUPPORT, JOINT-EMBAYAGE.		
GA2A-41-36X	1				
41-360		HOLDER, CLUTCH	SUPPORT		
BJ3A-41-370	1				
41-364		CLIP, CLUTCH PIPE	COLLIER, TUYAU EMBAYAGE		
BR74-41-364A	1				
41-370		PIPE, CLUTCH	CONDUIT, EMBRAYAGE		
BL3K-41-360A	1				
41-380		HOSE, FLEXIBLE	DURITE FLEXIBLE		
GA2A-41-380C	1				
43-635		CLIP, FLEXIBLE HOSE	ATTACHE, CONDUIT FLEXIBLE		
GA5R-43-635	1				
43-635A		CLIP, FLEXIBLE HOSE	ATTACHE, CONDUIT FLEXIBLE		
O136-43-635	1				
45-510		PIPE, CLUTCH	CONDUIT, EMBRAYAGE		
BJ0G-45-510C	1				
45-916		HOLDER, PIPE	SUPPORT, PIPE		
BC1D-45-916	1				
45-995		PROTECTOR, PIPE	PROTECTEUR, CONDUIT		
O578-45-995	1				

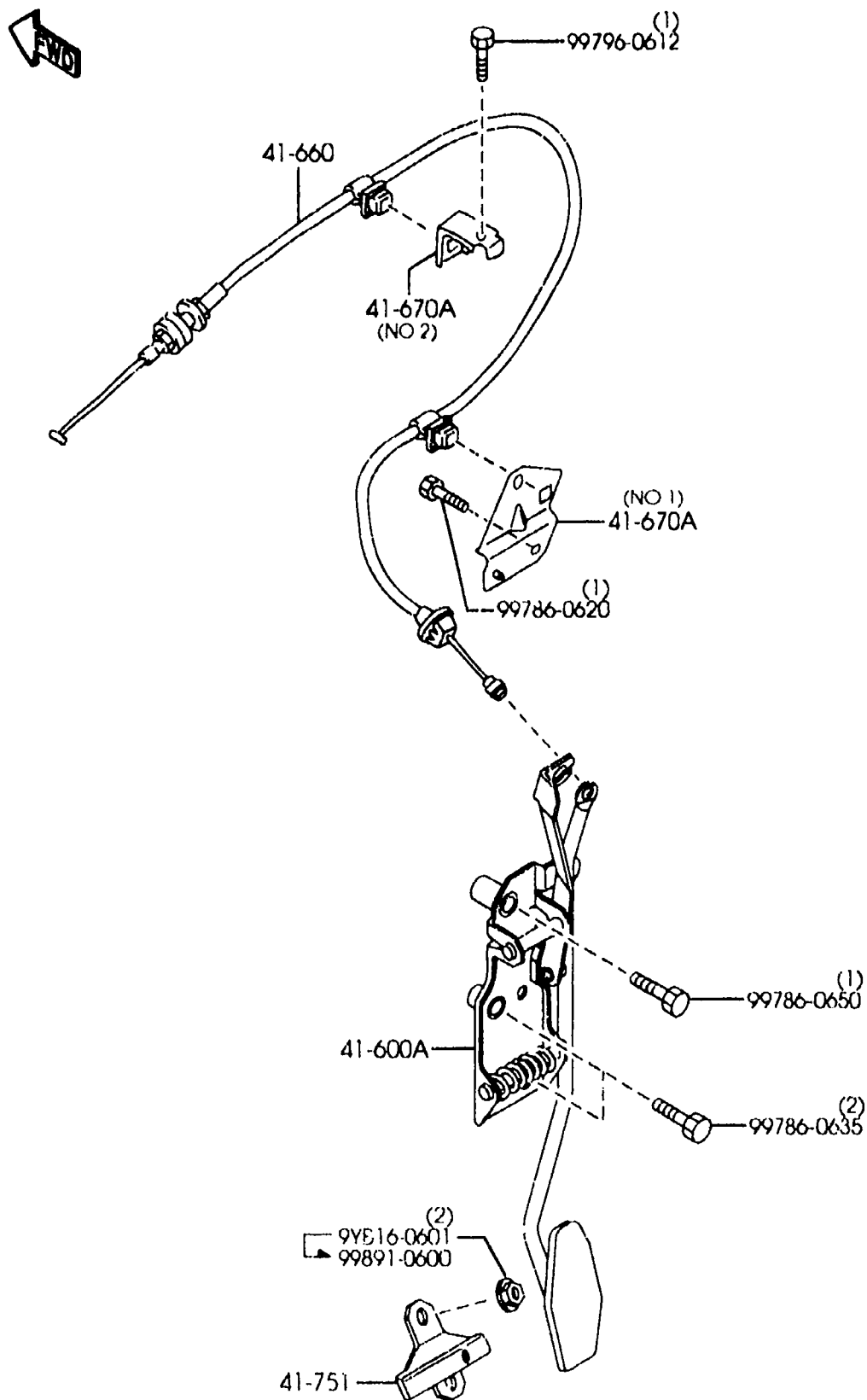
(W/O AUTO CRUISE. CONT.)



(W/AUTO CRUISE. CONT.)

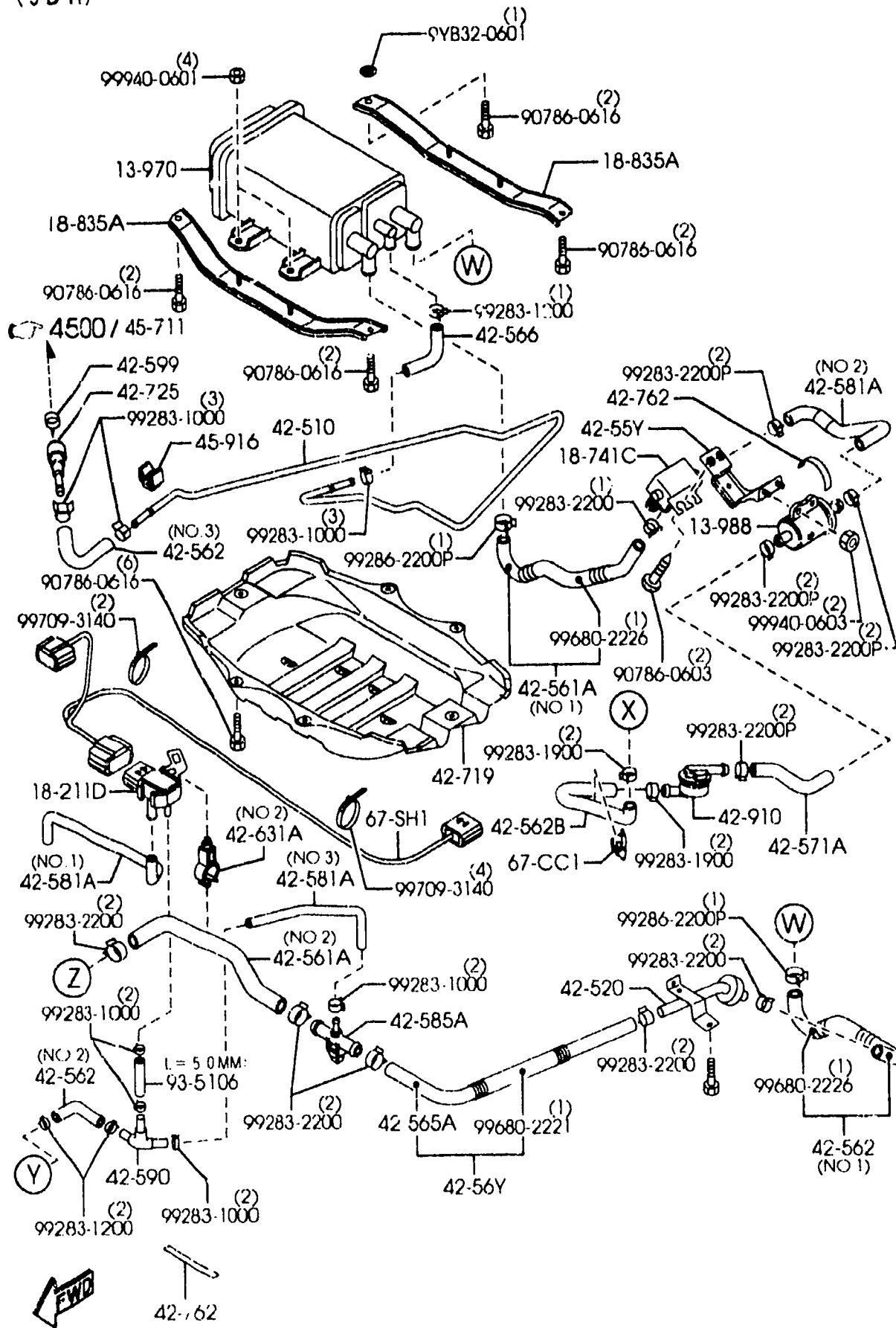


(W/O AUTO CRUISE CONT.)

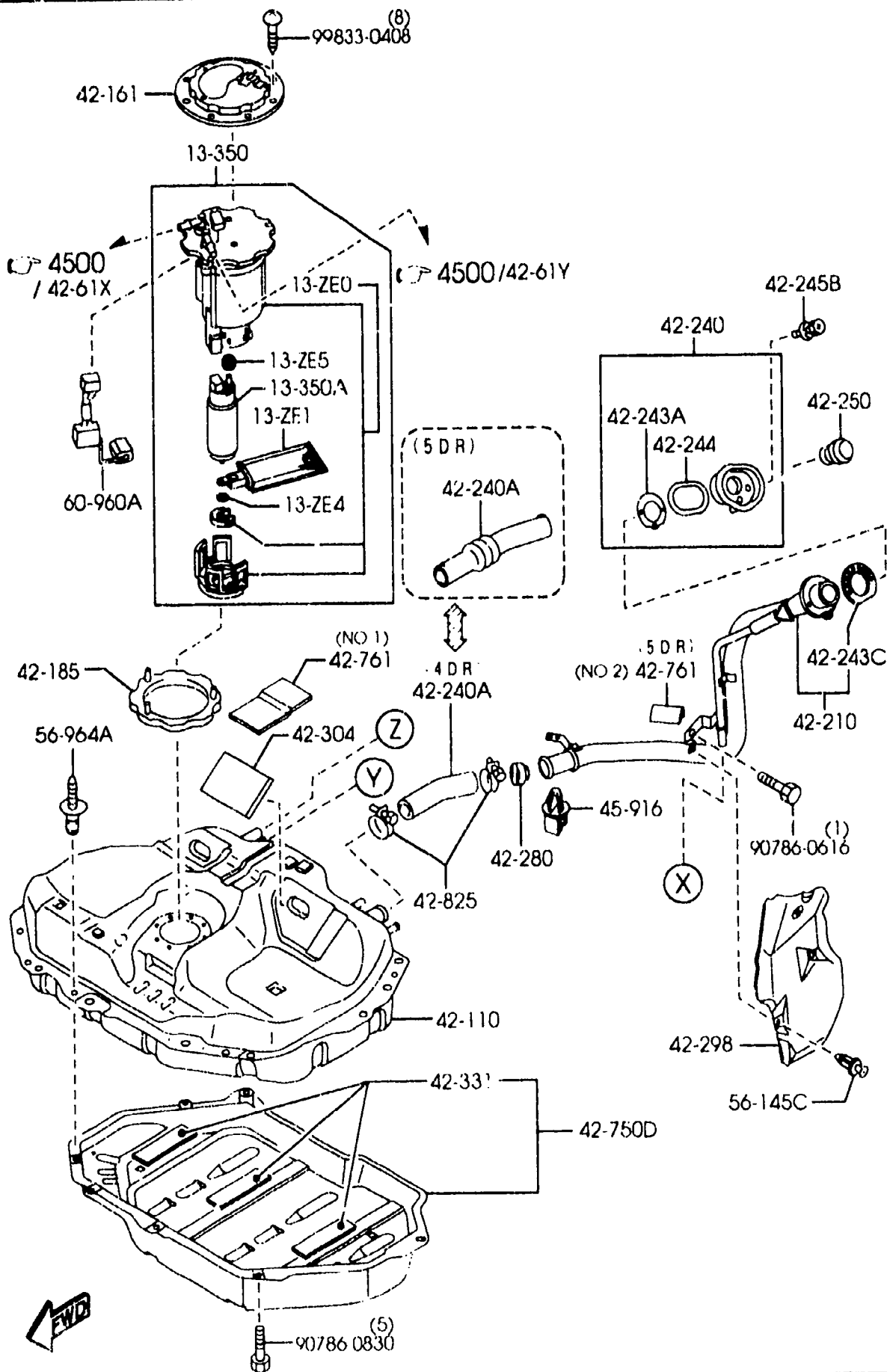


PART NO.	QTY	MODEL/RESTRICTION	MODEL/RESTRICTION	MODEL/RESTRICTION	FROM-TO
41-600A		PEDAL, ACCEL.	PEDALE, ACCELERATEUR		
BJ0J-41-600A	1	(W/O AUTO CRUISE CONT.) (AT)	(B.V. AUTOM)		
BJ0K-41-600A	1	(W/AUTO CRUISE CONT.) (AT)	(B.V. AUTOM)		
GE4T-41-600	1	(W/O AUTO CRUISE CONT.) (MT)	(B.V. MANU)		
GE4V-41-600A	1	(W/AUTO CRUISE CONT.) (MT)	(B.V. MANU)		
41-660		CABLE, ACCEL.	CABLE D'ACCELERATEUR		
BL4G-41-660A	1	(W/AUTO CRUISE CONT.) (1600)	(1600)		
BL8H-41-660A	1	(W/O AUTO CRUISE CONT.) (1600)	(1600)		
GE4T-41-660B	1	(2000)	(2000)		
41-670A		BRACKET, CABLE	SUPPORT, CABLE		
BL4C-41-670A	1	(ILLUST. NO.1)			
BJ0E-41-671	1	(ILLUST. NO.2) (1600)	(1600)		
41-751		BRACKET	ATTACHE		
CA06-41-751C	1				
46-511A		CLIP, CONTROL CABLE-C	PINCE, CABLE CONTRLE.		
B528-46-511	1	(W/AUTO CRUISE CONT.) (1600)	(1600)		

(5 D R)

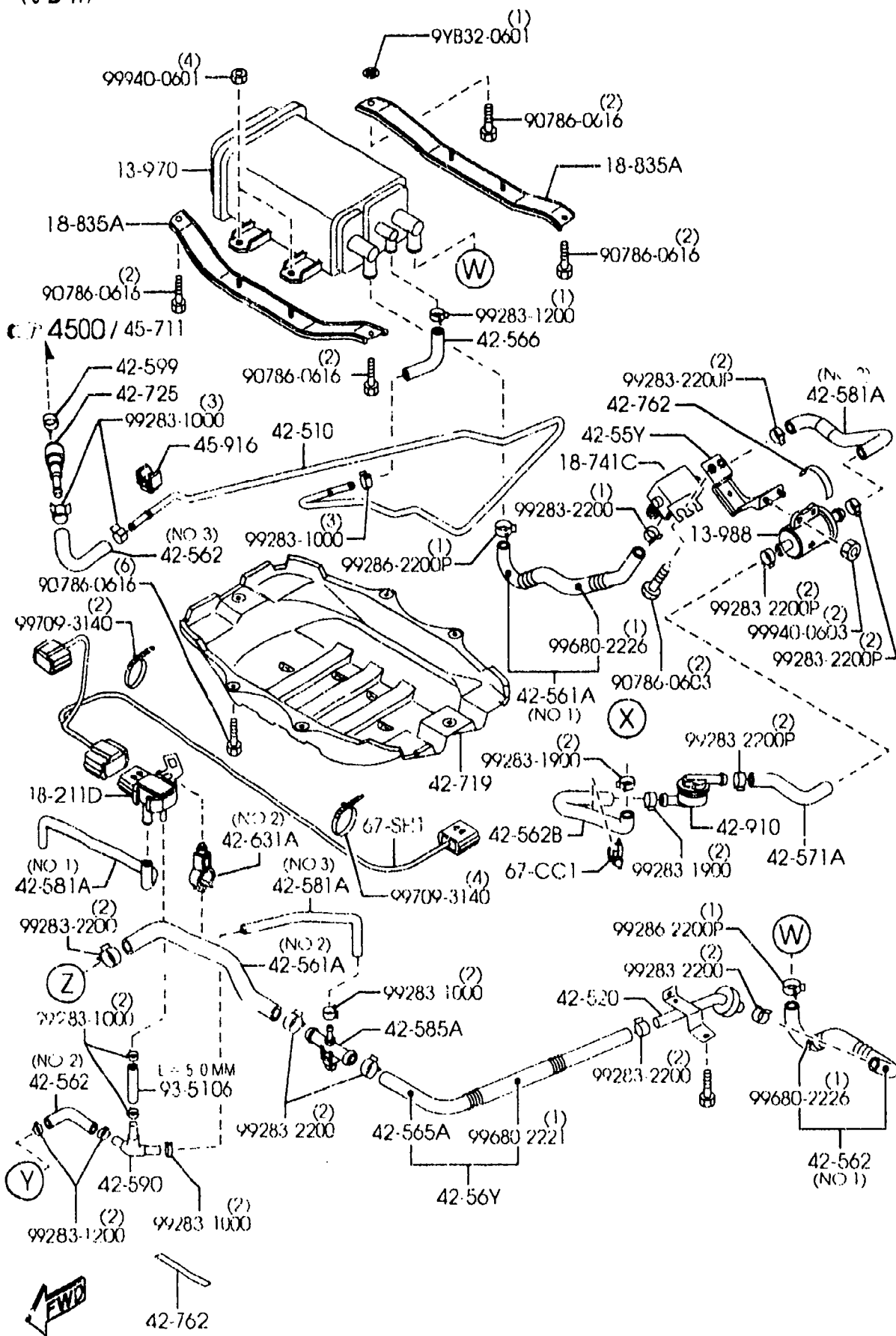


2-K 9



PART NO.	QTY	MODEL/RESTRICTION	MODEL/RESTRICTION	MODEL/RESTRICTION	FROM-TO
13-ZE0		BODY, FUEL PUMP	POMPE A ESSENCE		
ZL01-13-ZE0	1				
13-ZE1		FILTER, FUEL PUMP	FILTRE, POMPE COMBUSTIBLE		
ZL02-13-ZE1	1				
13-ZE4		WASHER, LOCK-PUMP FILTER DENSO	RONDELLE, VERROU-FILTRE-P. DENSO		
FEH2-13-ZE4	1				
13-ZE5		RING, 'O'-FUEL PUMP	ANNEAU, 'O'-POMPE COMB.		
ZL01-13-ZE5	1				
13-35C		PUMP, FUEL	POMPE A ESSENCE		
ZL01-13-35Z	1				
13-350A		PUMP, FUEL-SUB	POMPE, COMBUSTIBLE-SUB.		
ZL01-13-350	1				
13-970		CANISTER	TAMBOUR		
KL04-13-970	1	(G)	(G)		
13-988		FILTER, AIR	FILTRE A AIR		
KL04-13-988	1				
18-211D		SENSOR, BOOST	CAPTEUR DE DEPRESSION D'ADM.		
ZM01-18-211	1				
18-741C		VALVE, SOLENOID	SOUPAPE DE SOLENOID		
FS0L-18-741	1	(5DR)	(5PRTS)		
ZM01-18-741A	1	(4DR)	(4PRTS)		
18-835A		BRACKET	SUPPORT, DETECT. SURPRES.		
FS0L-18-835	2	(5DR)	(5PRTS)		
ZM01-18-835	2	(4DR)	(4PRTS)		
42-110		TANK, FUEL	RESERVOIR D'ESSENCE		
BJ0E-42-110H	1	(1600)	(1600)		
BL0M-42-110A	1	((2000))>(4DR)	((2000))>(4PRTS)		
BN5V-42-110	1	((2000))>(5DR)	((2000))>(5PRTS)		

(5DR)



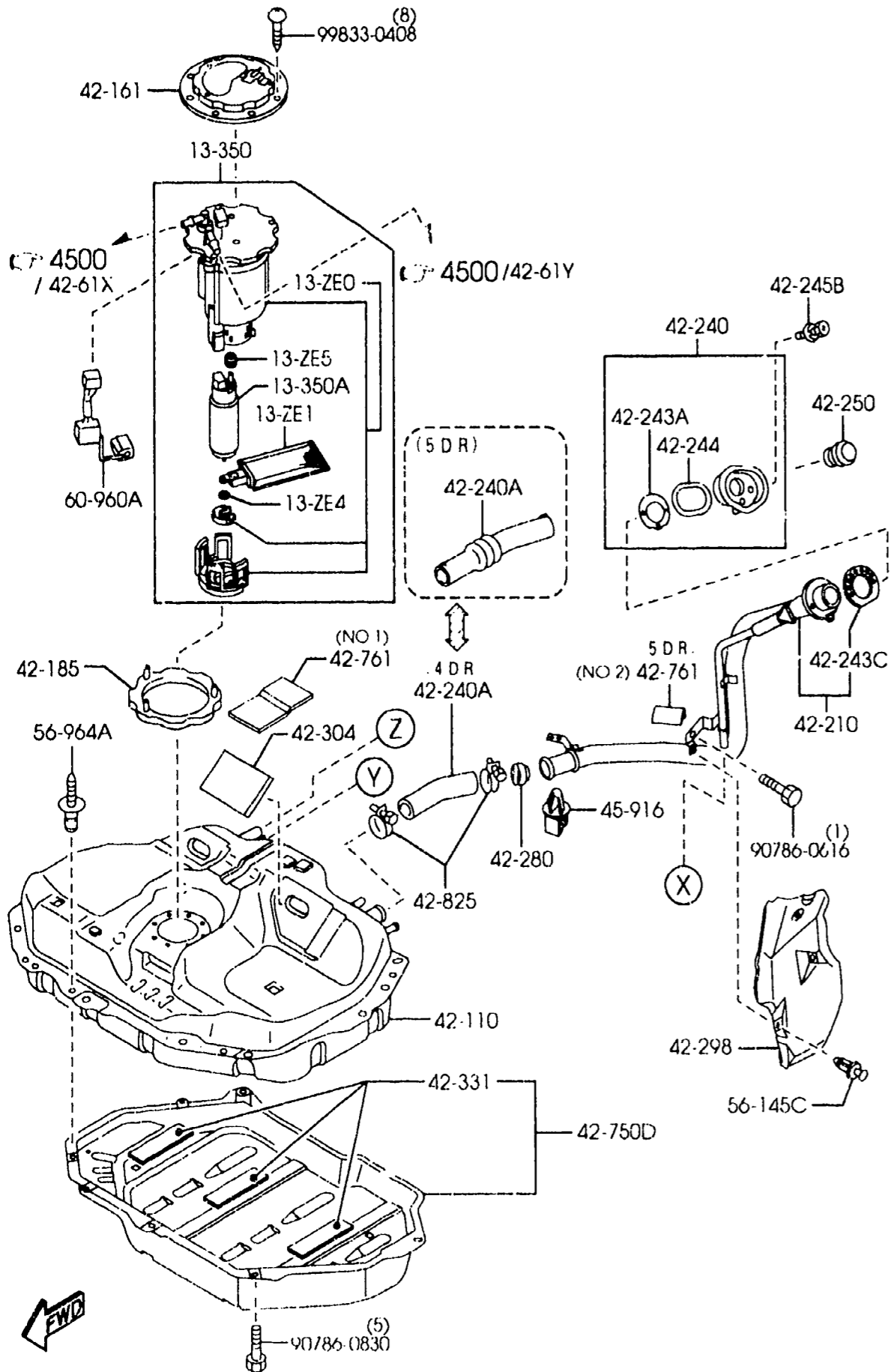
AUBA09

(2B62843)

PART NO.	QTY	MODEL/RESTRICTION	MODEL/RESTRICTION	MODEL/RESTRICTION	FROM-TO
42-304	2	PAD, FUEL TANK	ISOLATEUR, RESERVOIR		
B455-42-761		NISSHO	ESSENCE		
			NISSHO		
42-331	3	SHEET	SIEGE		
B001-42-761					
42-465	2	PROTECTOR	PROTECTEUR		
TB94-42-525		(4DR)	(4PRTS)		
42-510	1	PIPE, FUEL	CONDUIT, ESSENCE		-1401
BN5V-42-511A		(5DR)	(5PRTS)		
AN(BN5V-42-511B)					
BJOE-42-511A	1	(4DR)	(4PRTS)		-1418
A(BJOE-42-511A)					
BN5V-42-511B	1	(5DR)	(5PRTS)		1401-
BJOE-42-511A	1	(4DR)	(4PRTS)		1418-
42-520	1	PIPE, EVAPORATION	TUYAU, EVAPORATION		
BJOE-42-52Y		(4DR)	(4PRTS)		
BN5V-42-52Y	1	(5DR)	(5PRTS)		
42-55Y	1	BRACKET	SUPPORT		
BL8M-42-55V		(4DR)	(4PRTS)		
BN5V-42-55V	1	(5DR)	(5PRTS)		
42-56Y	1	HOSE, FUEL	TUYAU ESSENCE		
BN5V-42-56YA		(5DR)	(5PRTS)		
42-561A	1	HOSE, FUEL	FLEXIBLE ESSENCE		
BJOE-42-560		(ILLUST. NO. 1)	(4PRTS)		
		(4DR)			
BN5V-42-560	1	(ILLUST. NO. 1)	(5PRTS)		
		(5DR)			
BL8M-42-561	1	(ILLUST. NO. 2)			
42-562	1	HOSE NO. 2, BREATHER	TUYAU FLEXI. NO. 2, REN		
BJOE-42-56X		(ILLUST. NO. 1)	IFLA.		
		(4DR)	(4PRTS)		
BN5V-42-56X	1	(ILLUST. NO. 1)	(5PRTS)		
		(5DR)			
BJOE-42-562	1	(ILLUST. NO. 2)			
1401 BJ22* -452569					
1418 BJ22* -462118					

CAT. AUBA09-02

2001-07



PART NO.	QTY	MODEL/RESTRICTION	MODEL/RESTRICTION	MODEL/RESTRICTION	FROM-TO
CONT'D GA2A-42-562	1	(ILLUST. NO.3)			
+-----+ 42-562B +-----+		HOSE, FUEL	TUYAU ESSENCE		
BL8M-42-563A	1				
+-----+ 42-565A +-----+		HOSE, FUEL	TUYAU ESSENCE		
BL8M-42-564	1	(4DR)	(4PRTS)		
BN5V-42-564	1	(5DR)	(5PRTS)		
+-----+ 42-566 +-----+		HOSE NO.5, BREATHER	TUYAU FLEX.NO.5, RENT FLARD		
BJOE-42-566	1				
+-----+ 42-571A +-----+		HOSE, FUEL	FLEXIBLE ESSENCE		
BL8M-42-571	1	(4DR)	(4PRTS)		
BN5V-42-571	1	(5DR)	(5PRTS)		
+-----+ 42-581A +-----+		HOSE, FUEL	FLEXIBLE ESSENCE		
BJOE-42-568	1	(ILLUST. NO.1)			
BL8M-42-572	1	(ILLUST. NO.2) (4DR)	(4PRTS)		
BN5V-42-572	1	(ILLUST. NO.2) (5DR)	(5PRTS)		
BL8M-42-581	1	(ILLUST. NO.3)			
+-----+ 42-585A +-----+		JOINT	JOINT		
LC62-42-585	1				
+-----+ 42-590 +-----+		JOINT, HOSF	RACCORD, TUYAU SOUPLE		
BJOE-42-585	1				
+-----+ 42-599 +-----+		CLIP, HOSE	CLIP, TUYAJ		
GA5R-42-556	1				
+-----+ 42-631A +-----+		CLIP	COUV., COLLIER-COND. C OMBUS		
BJOE-42-631	1	(ILLUST. NO.1) (4DR)	(4PRTS)		
BL8M-42-633	1	(ILLUST. NO.2)			
+-----+ 42-719 +-----+		PROTECTOR	PROTECTEUR		
BJOE-42-791	1	(4DR)	(4PRTS)		
BN5V-42-791	1	(5DR)	(5PRTS)		

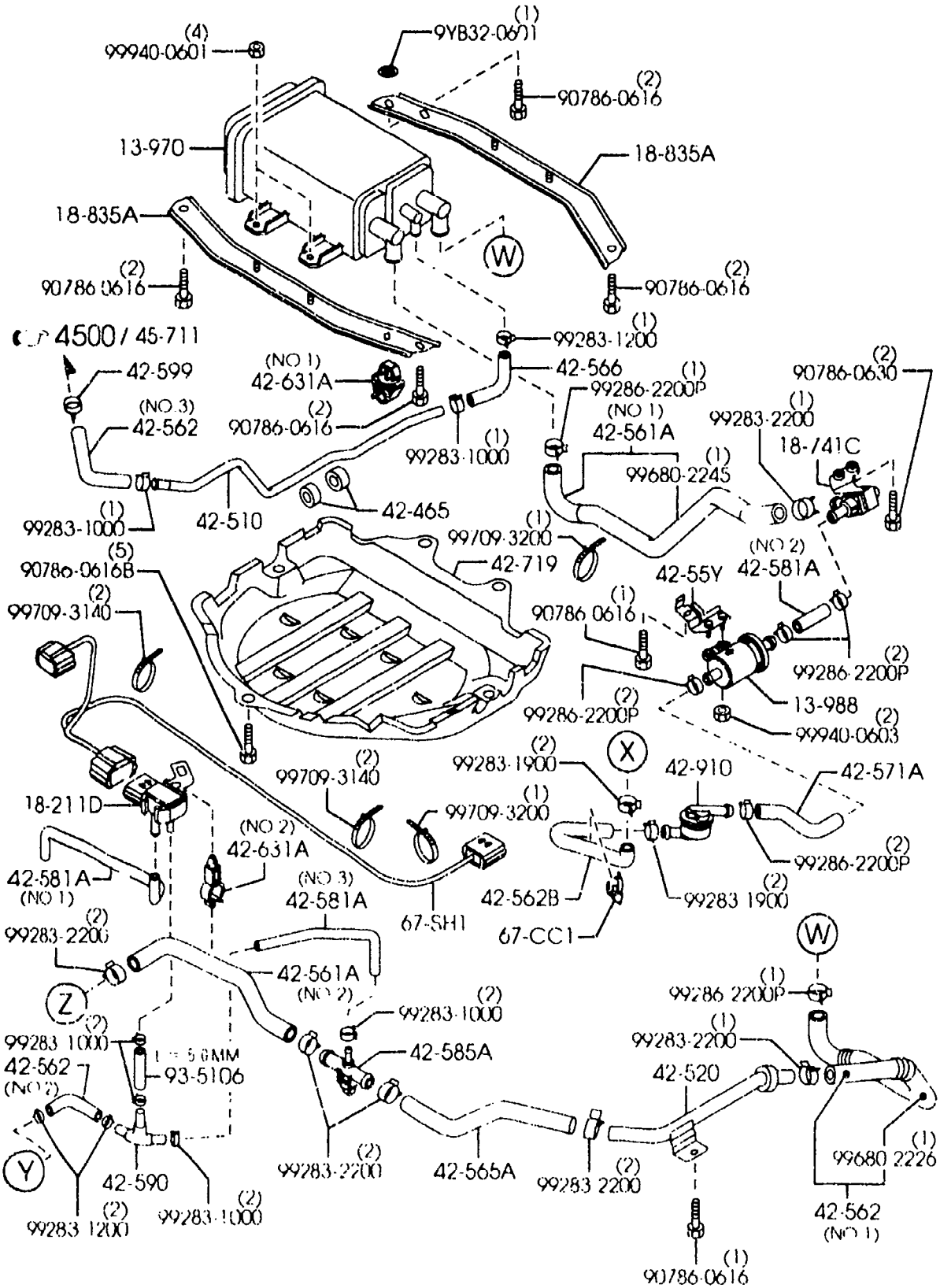
AUBA09

(2B62841)

CAT. AUBA09-02

2001-07

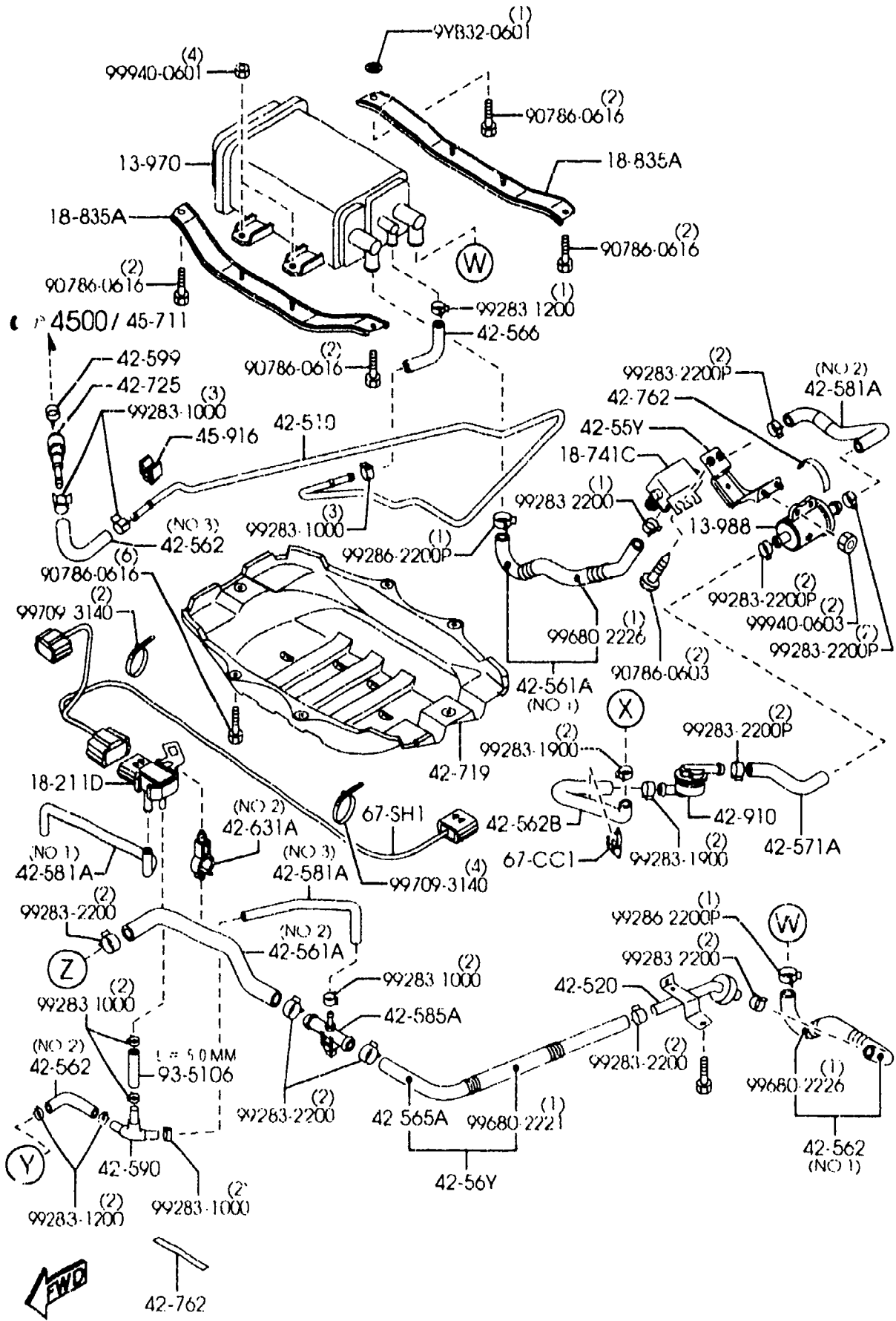
(4DR)



PART NO.	QTY	MODEL/RESTRICTION	MODEL/RESTRICTION	MODEL/RESTRICTION	FROM-TO
42-725		CONNECTOR	RACCORD		
B25H-42-692	1	(5DR)	(5PRTS)		
42-750D		INSULATOR, FUEL TANK	ISOLANT, RESERV. CARB		
BJOE-42-74XA	1		URANT		-1301
AN(BJOE-42-74XB)					
BJCE-42-74XB	1				1301-
42-761		PAD	TAMPON		
GE4T-42-761	1	(ILLUST. NO.1)			
S05B-42-762	1	(ILLUST. NO.2)	(5PRTS)		
42-762		PAD, FUEL FILLER PIPE	TAMPON, TUYAU FILTRE		
GE4T-42-767	2	(5DR)	COMB.		
TC40-42-239	2		(5PRTS)		
42-825		CLAMP, HOSE	COLLIER DE SERRAGE		
GD7A-42-910A	1				
42-910		VALVE, CHECK	SOUPAPE DE RETENUE		
45-916		HOLDER, PIPE	SUPPORT, PIPE		
BC1D-45-916	1	(4DR)	(4PRTS)		
BC1D-45-916	2	(5DR)	(5PRTS)		
56-145C		CLIP, MUD GUARD	ETRIER, GARDE BOUE		
BC1D-56-145	3				
56-964A		RIVET, SEAL PLATE-SHR	RIVET, PLAQUE ETANCH.		
B25D-56-398	3	ODD	HAUB.		
60-960A		GAUGE, FUEL TANK	JAUGE, RESERVOIR ESS		
BJ3D-60-960A	1	(2000)	ENCE		
B25D-60-960A	1	(1600)	(2000)		
67-CC1		CLIP, HARNESS	COLLIER, HARNAIS		
BC5A-67-CC1	1				
67-SH1		CORD, SHORT	CABLE, COURT		
BJOE-67-SH1A	1	(4DR)	(4PRTS)		

1301 BJ22* -440775

(5DR)



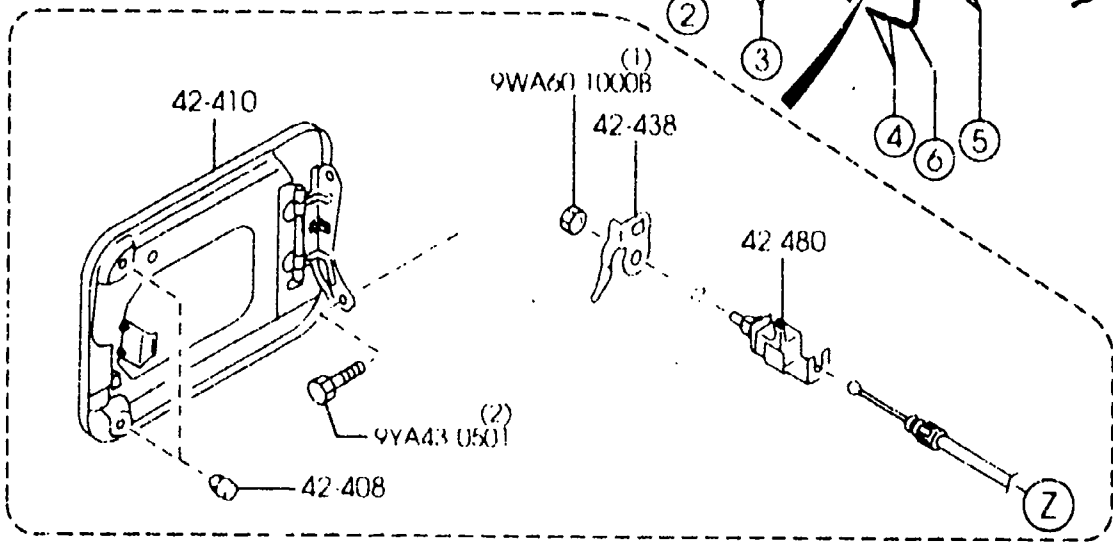
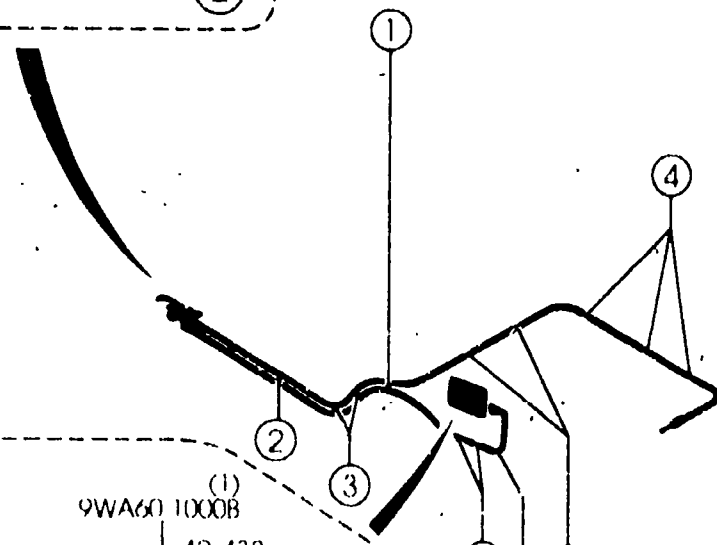
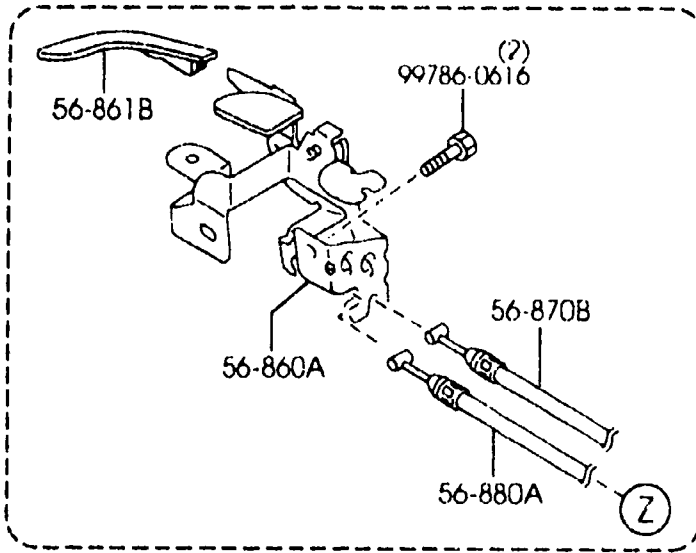
PART NO	QTY	MODEL/RESTRICTION	MODEL/RESTRICTION	MODEL/RESTRICTION	FROM-TO
CONT'D BNSV-27-SH1	1	(5DR)	(5PRTS)		
-----+ 93-5106 +-----		HOSE	FLEXIBLE ESSENCE		
99351-06999	1	L=1M CUT IT TO USE	L=1M CUT IT TO USE		

AUBA09

(2B62843)

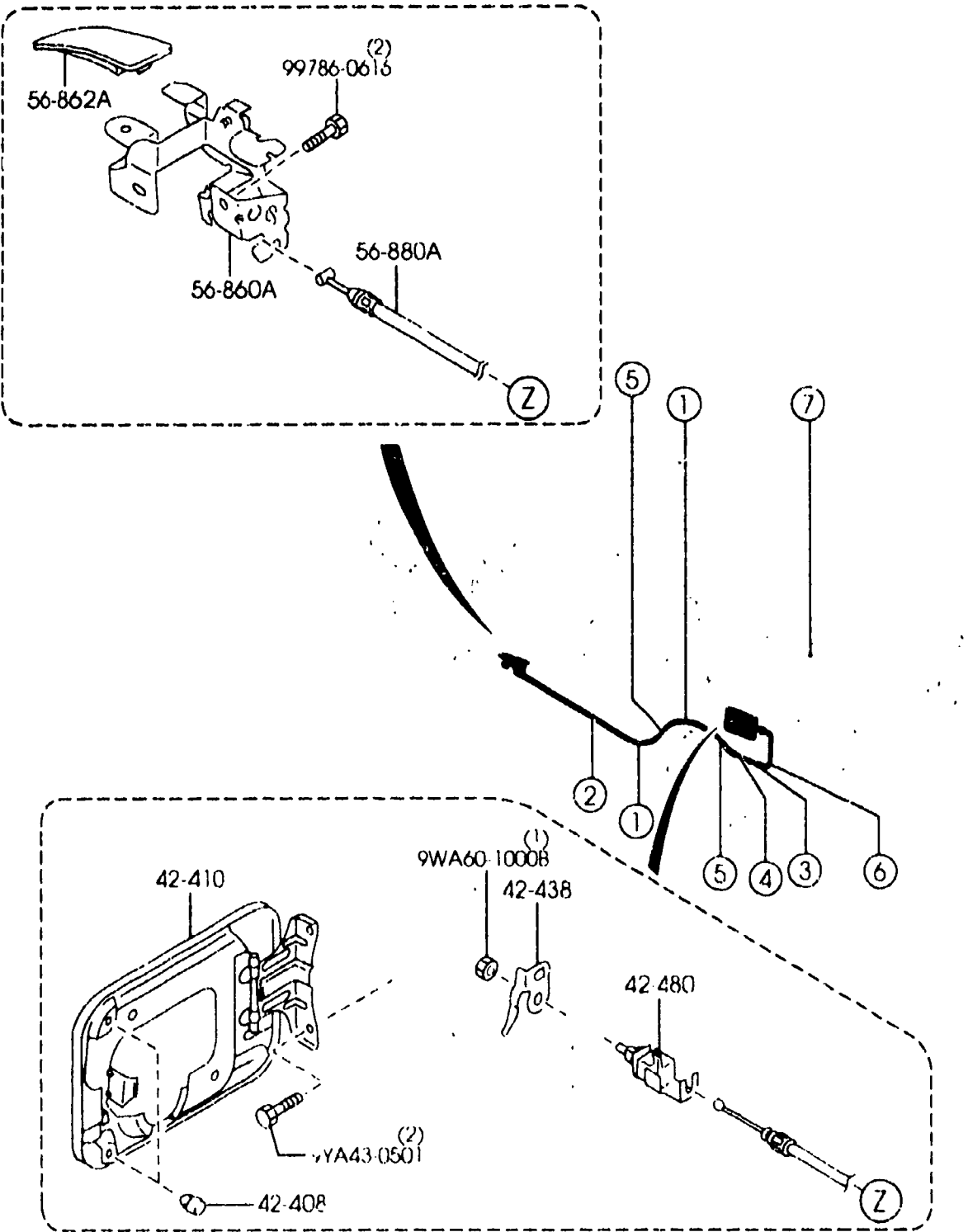
CAT. AUBA09-02

2001-07



①	②	③	④	⑤	⑥
56-804	56-831A	56-832	67-054D	67-061K	99279-0502 ⁽¹⁾

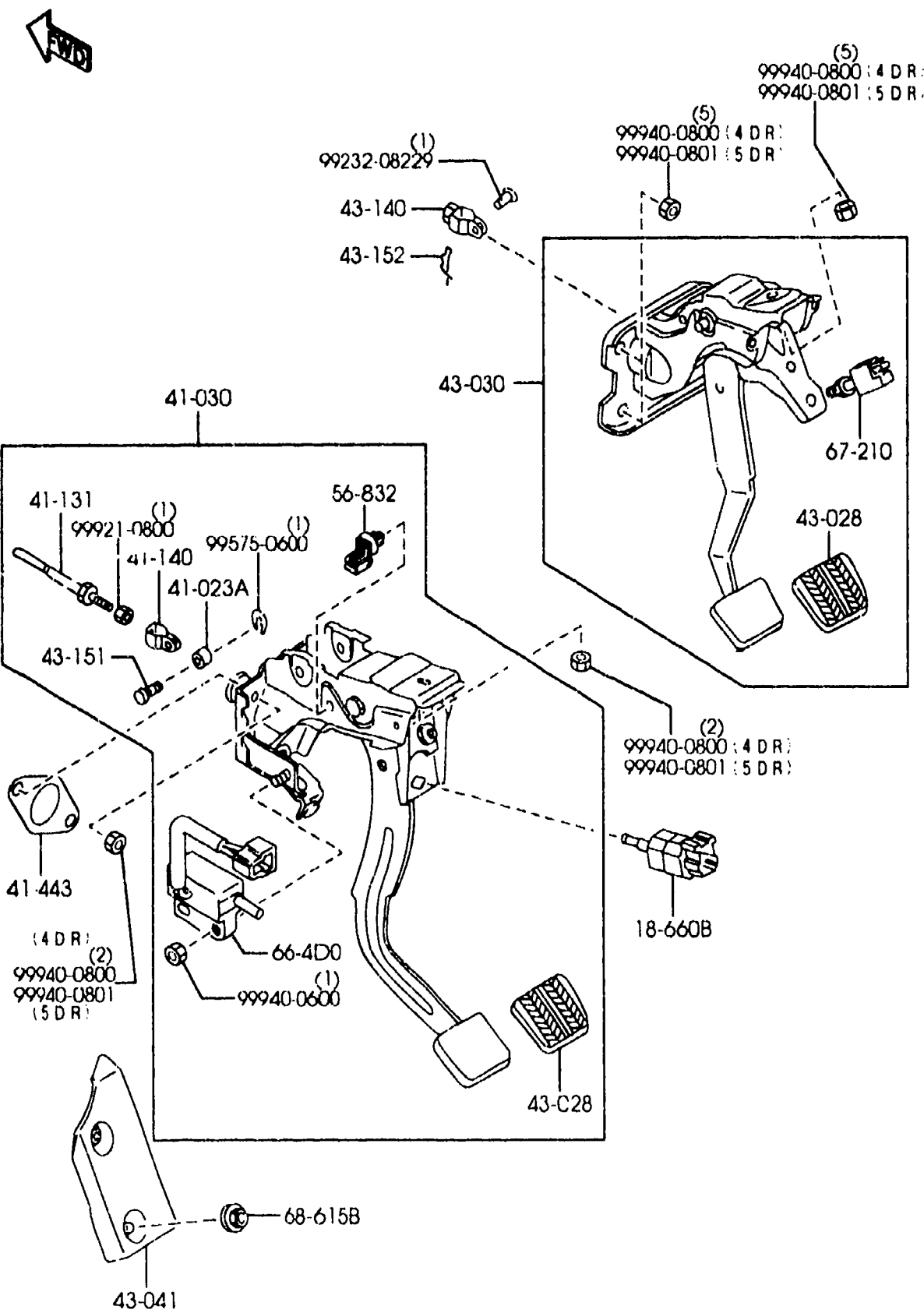
PART NO.	QTY	MODEL/RESTRICTION	MODEL/RESTRICTION	MODEL/RESTRICTION	FROM-TO
CONT'D BJ0J-56-880F	1				
† 67-054D †		CLIP	ATTACHE		
H260-67-054	5				
† 67-061K †		PAD, PROTECTOR	FIBRANNE, PROTECTEUR		
G001-67-061	2				



①	②	③	④	⑤	⑥	⑦
56-804	56-831A	(NO. 1) 56-832	67-054D	67-061K	99279-0502	(NO. 2) 56-832

PART NO	QTY	MODEL/RESTRICTION	MODEL/RESTRICTION	MODEL/RESTRICTION	FROM-TO
42-408		STOPPER, FILLER LID	BUTEE,		
B455-42-459B	2				
42-410		LID, FUEL FILLER	TRAPPE DE REMPLISSAGE E CARBUR.		
B25R-42-410A	1				
42-438		SPRING, LIFT	RESSORT, ELEVATEUR		
GA5R-42-451C	1				
42-480		OPENER, FILLER LID	OUVREUR,		
B095-56-890B	1				
56-804		CLIP, OPENER CABLE-HI NGE	COLLIER, CABLE OUVERT -CHAR		
BC1D-56-833	2				
56-831A		CLIP	ATTACHE		
GE4T-56-833	1				
56-832		CLIP 'B', OPENER CABLE	ETRIER 'B', CABLE OUVE RTURE		
B25H-56-832A	1 (ILLUST. NO. 1)				
GE4T-56-832	1 (ILLUST. NO. 2)				
56-860A		LEVER, OPENER	LEVIER, OUVREUR		
BJ3K-56-860B	1				
56-862A		KNOB, OPENER LEVER-FI LLER	BOUTON, LEVIER OUVERT		
BL5M-56-862	1				
* 00	INT-	BN4 BLACK	BN4 NOIR		1601-
65	INT-	BN4 OFF-BLACK	BN4 NOIR CLAIR		-1601
56-880A		CABLE, F/LID OPENER	CABLE, OUVREUR TRAPPE CARBURANT		
BJ0J-56-880F	1				
67-054D		CLIP	ATTACHE		
H260-67-054	1				
67-061K		PAD, PROTECTOR	FIBRANNE, PROTECTEUR		
G001-67-061	2				

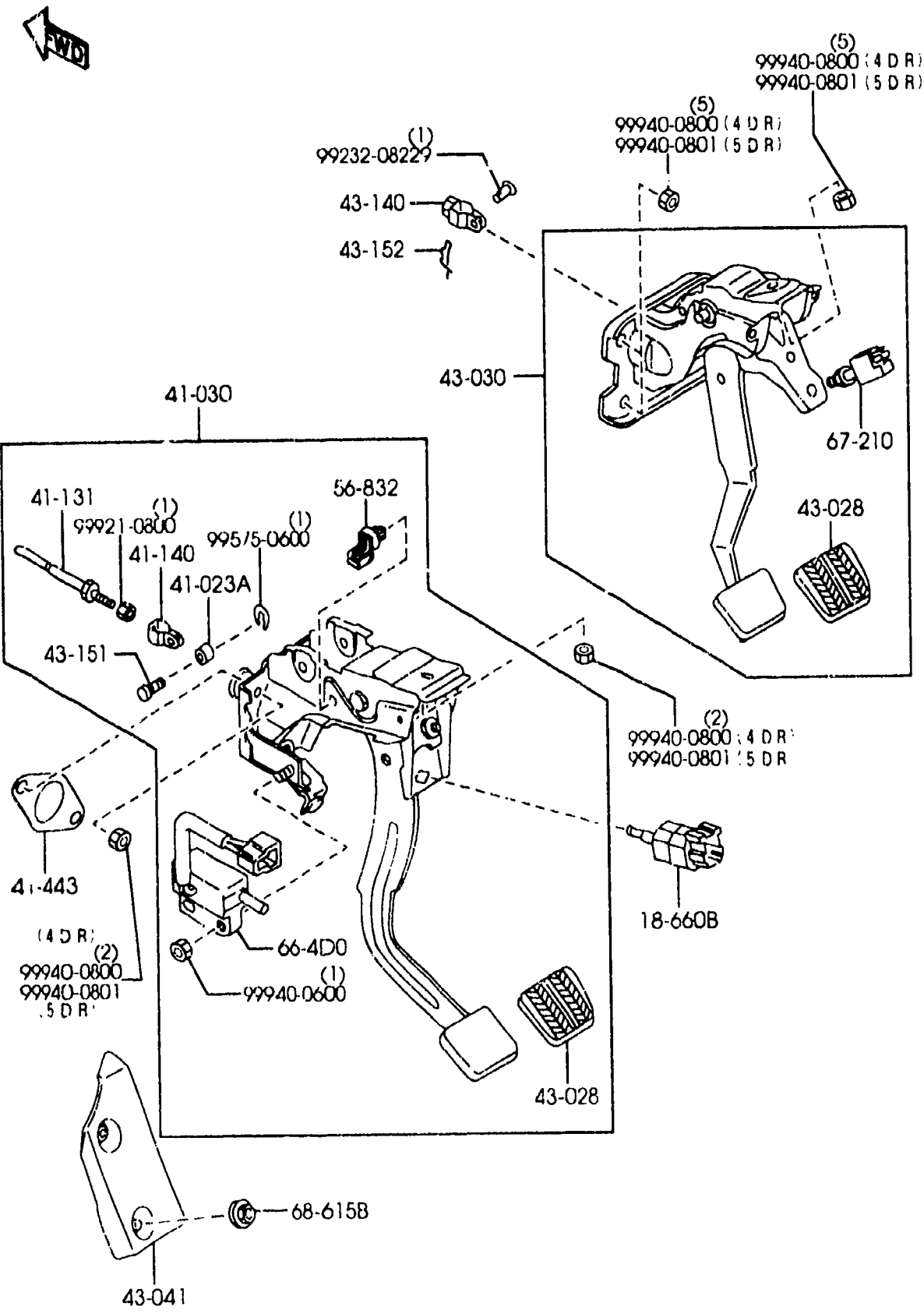
1601 BJ22* -480682



PART NO.	QTY	MODEL/RESTRICTION	MODEL/RESTRICTION	MODEL/RESTRICTION	FROM-TO
18-660B		SWITCH, CLUTCH	CONTACT, EMBRAYAGE		
GA2C-66-49YA	1				
41-023A		BUSH	BALAIS		
0727-41-023	1				
41-030		PEDAL, CLUTCH	PEDALE D'EMBAYAGE		
BL8D-41-300	1 (1600)		(1600)		
GG4T-41-300	1 (2000)		(2000)		
41-131		ROD, PUSH	POUSSOIR		
0118-41-131	1				
41-140		FORK, CLUTCH	FOURCHETTE, EMBRAYAGE		
GA5R-41-141	1				
41-443		GASKET	JOINT		
H001-41-443	1				
43-028		PAD, PEDAL	PATIN, PEDALE		
S083-43-028	2				
43-030		BRAKE	PEDALE DE FREIN		
BJ0E-43-300	1 (W/ AUTO CRUISE CONT.) (4DR)		(4PRTS)		
BJ0F-43-300	1 (W/AUTO CRUISE CONT.)				
43-041		REST, FOOT	REPOSE-PIED		
BJ0E-43-041	1				
43-140		FORK, BRAKE	FOURCHETTE DE FREIN		
B01C-43-141	1				
43-151		PIN, JOINT	AXE DE LIAISON		
GA5R-41-083	1				
43-152		PIN, SNAP	AXE D'ARRET		
D001-43-152	1				

4300A CLUTCH & BRAKE PEDALS (MANUAL TRANSMISSION)

4300A -2 * CLUTCH & BRAKE PEDALS (MANUAL TRANSMISSION)



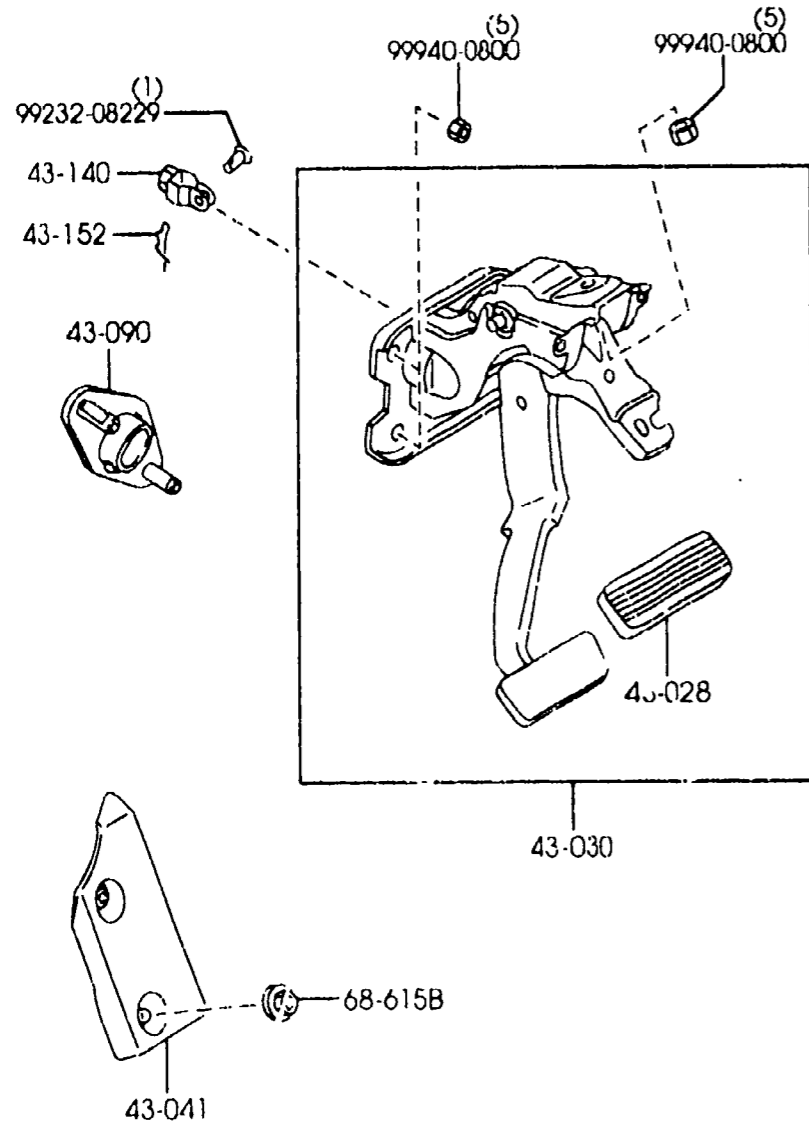
PART NO.	QTY	MODEL/RESTRICTION	MODEL/RESTRICTION	MODEL/RESTRICTION	FROM-TO
56-832 GE4T-56-832	1	CLIP 'B', OPENER CABLE	ETRIER 'B', CABLE OUVERTURE		
66-4D0 G19S-66-4D0	1	SWITCH, CLUTCH CUT	INTERRUPT. COUPE EMBRAYAGE		
67-210 BR70-66-490A UH71-66-490	1	SWITCH, STOP-LAMP (W/AUTO CRUISE CONT.) (W/O AUTO CRUISE CONT.) (4DR)	INTERR., ARRET-LAMPE (4PRTS)		
68-615B B100-68-615	1	NUT, FLANGE-CAP	ECROU, COLLET-CHAPEAU		

AUBA09

(2B51890)

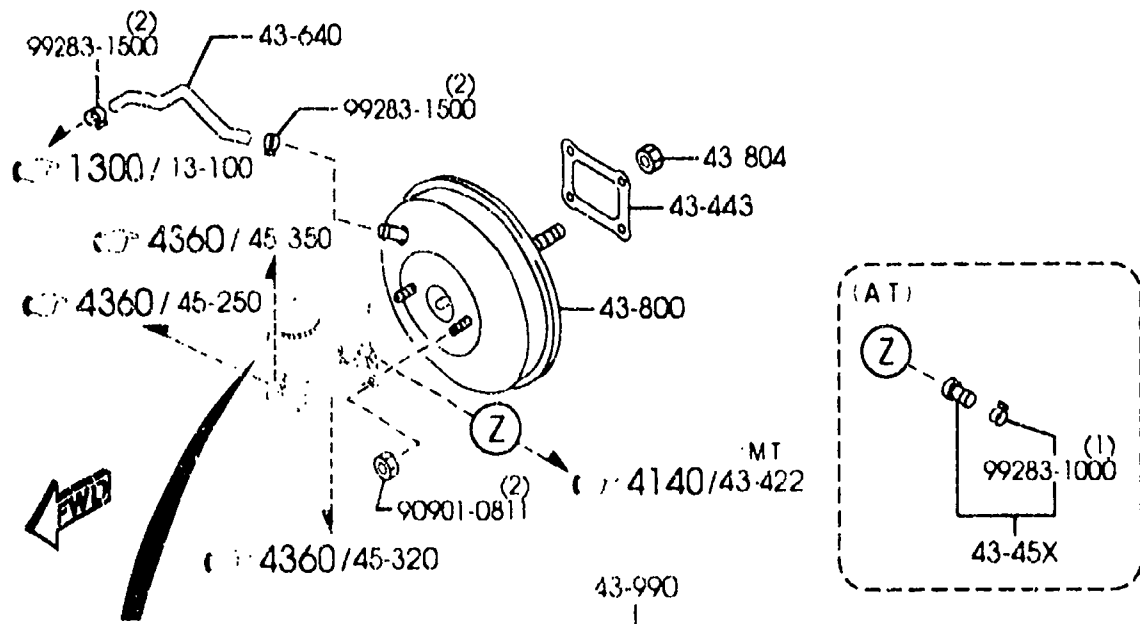
CAT. AUBA09-02

2001-07

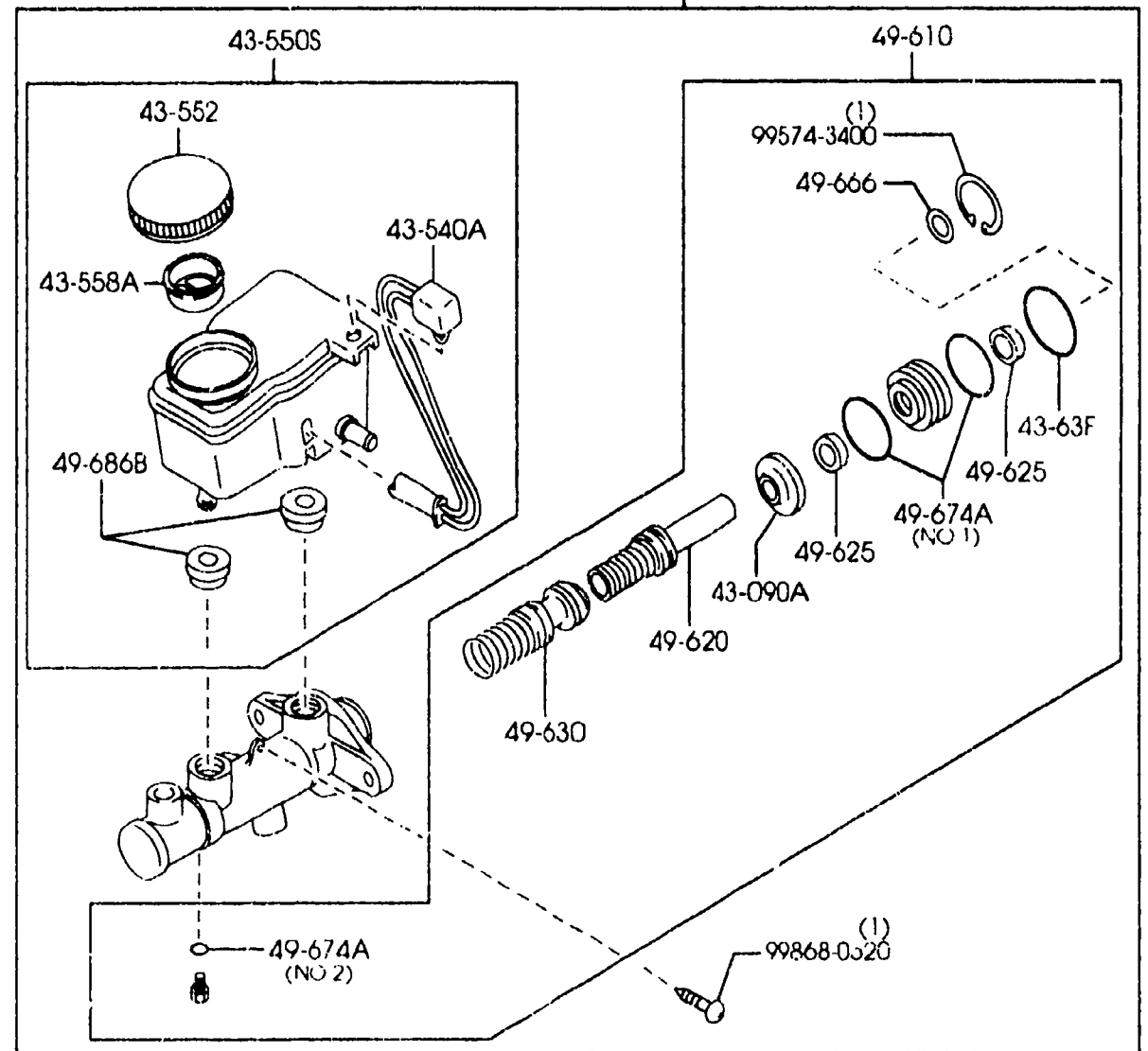
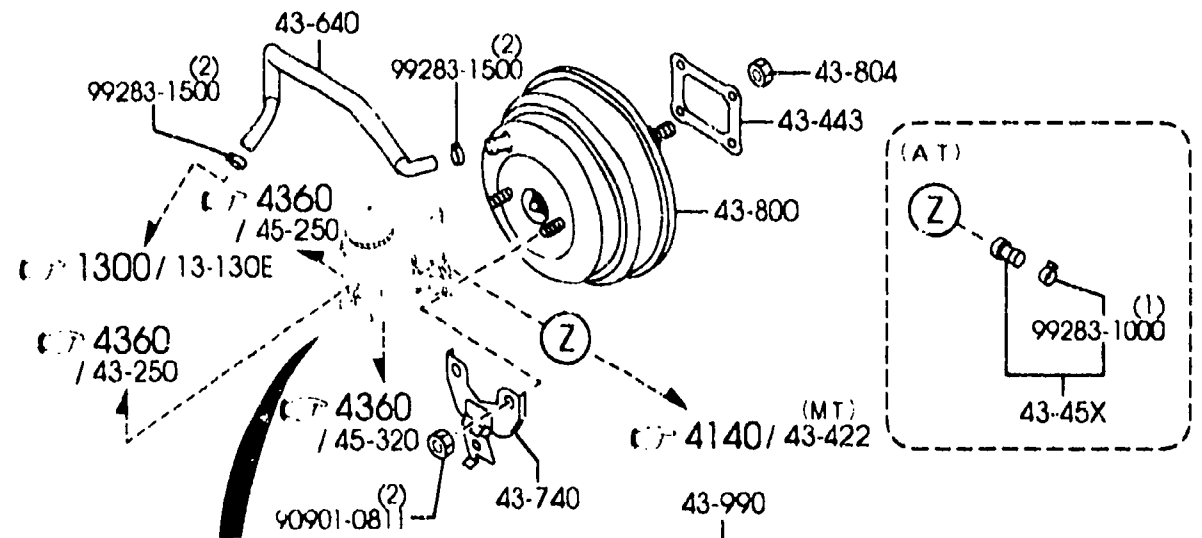


PART NO.	QTY	MODEL/RESTRICTION	MODEL/RESTRICTION	MODEL/RESTRICTION	FROM-TO
43-028		PAD, PEDAL	PATIN, PEDALE		
0268-43-028	1				
43-030		PEDAL, BRAKE	PEDALE DE FREIN		
BJ0J-43-300A	1				
43-041		REST, FOOT	REPOSE-PIED		
BJ0E-43-041	1				
43-090		PLATE	PLAQUE		
BC1E-43-090	1				
43-140		FORK, BRAKE	FOURCHETTE DE FREIN		
B01C-43-141	1				
43-152		PIN, SNAP	AXE D'ARRET		
D001-43-152	1				
68-615B		NUT, FLANGE-CAP	ECROU, COLLET-CHAPEAU		
B100-68-615	1				

(1600)



(2000)

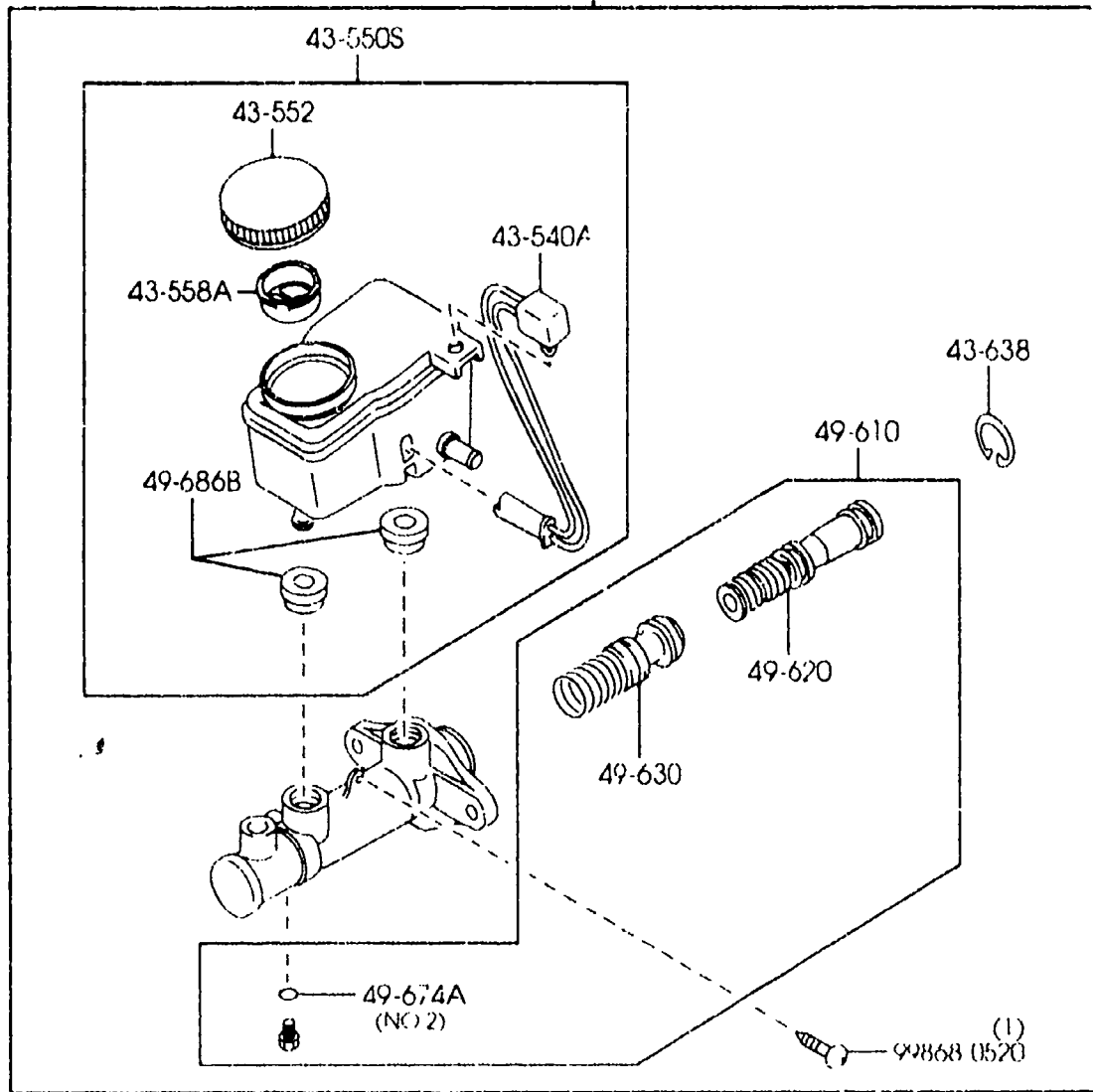
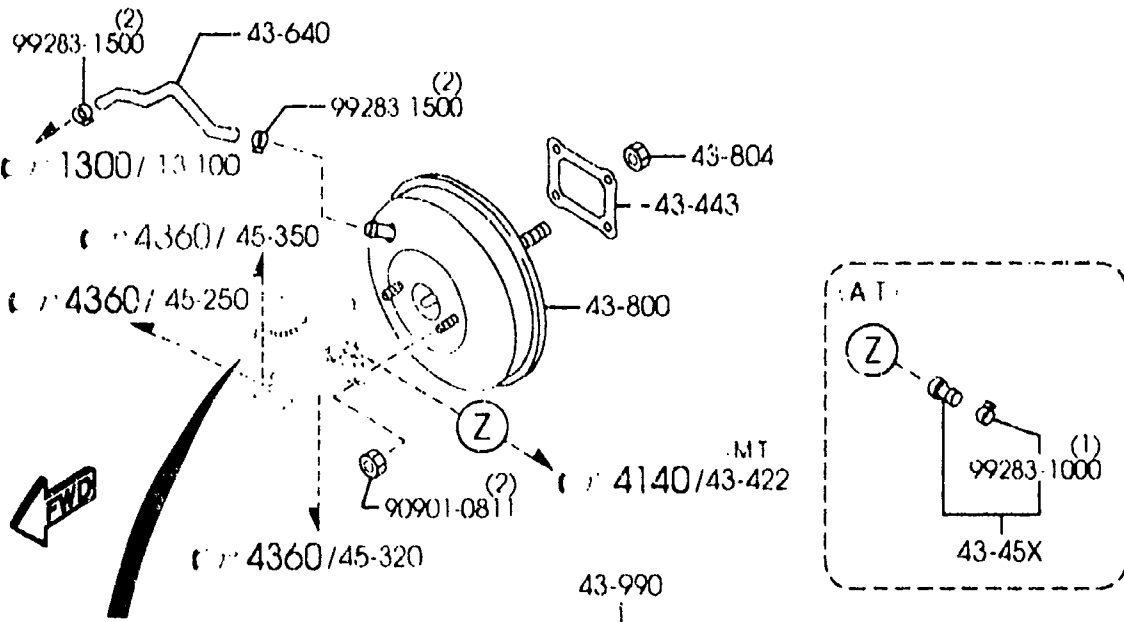


4340A BRAKE MASTER CYLINDER & POWER BRAKE
(W/O ANTILOCK BRAKE)(4-DOOR)

1/2

4340A -1 BRAKE MASTER CYLINDER & POWER BRAKE
(W/O ANTILOCK BRAKE)(4-DOOR)

(1600)



PART NO	QTY	MODEL/RESTRICTION	MODEL/RESTRICTION	MODEL/RESTRICTION	FROM-TO
43-090A		STOPPER	ARRETOIR		
B252-49-514	1	(2000)	(2000)		
43-443		GASKET, VAC POWER AS SIST	JOINT		
H001-43-443	1	NON ASBESTOS	NON ASBESTOS		
43-45X		PROTECTOR	PROTECTEUR		
B603-43-45XA	1	(AT)	(B.V. AUTOM)		
43-540A		SENSOR, RESERVE TANK	CONTACT		
GD7A-43-540	1				
43-550S		TANK SE1, RESERVE	RESERVOIR ASSEMBL, RESERVE		-1901
GDYA-43-55X	1				
*BJOE-43-55Z	1				1901-
43-552		CAP, TANK	BOUCHON DE RESERVOIR		-1901
*B603-43-580	1				
*T060-43-55Y	1				1901-
43-558A		FILTER, TANK-RESERVE	FILTRE, RESERVOIR		
*B603-43-558	1				
43-63F		RING, 'O'	JOINT 'O'		
B252-49-512	1	(2000)	(2000)		
43-638		RING, RETAINING	BAGUE, RETENUE		
GA02-49-638	1	(1600)	(1600)		
43-640		HOSE, VACUUM	TUYAU		
BJ1A-43-640	1	(1600)	(1600)		
BL6L-43-640	1	(2000)	(2000)		
43-740		PIPE(L), BRAKE-FRONT	CONDUIT (G), FREIN A VANT		
BL8M-43-740	1	(2000)	(2000)		
43-800		VACUUM POWER ASSIST	ASSISTANCE PAR DEPRES- SION		
BL8M-43-800	1	(2000)	(2000)		
GE4T-43-800	1	(1600)	(1600)		

AUBA09

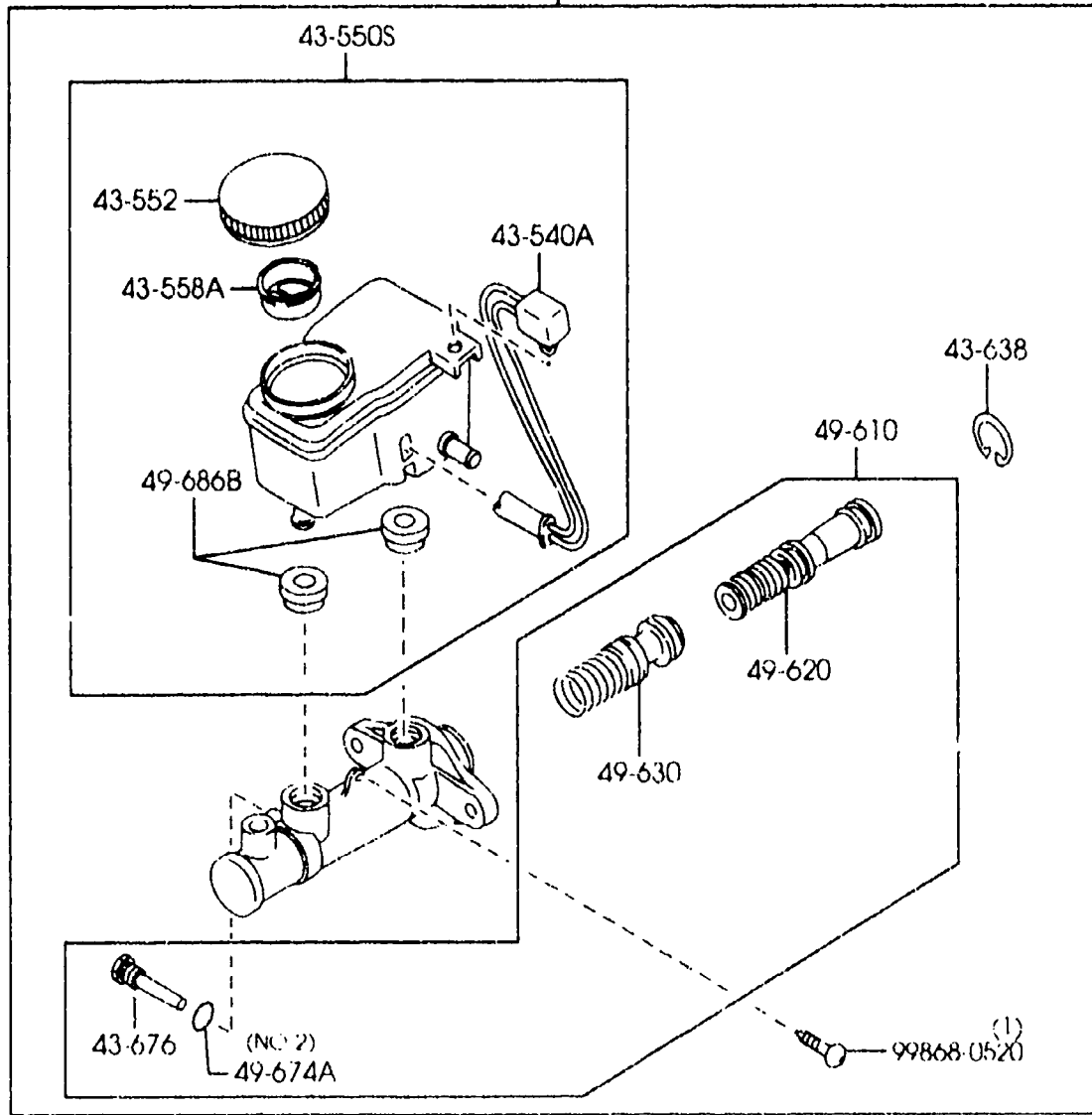
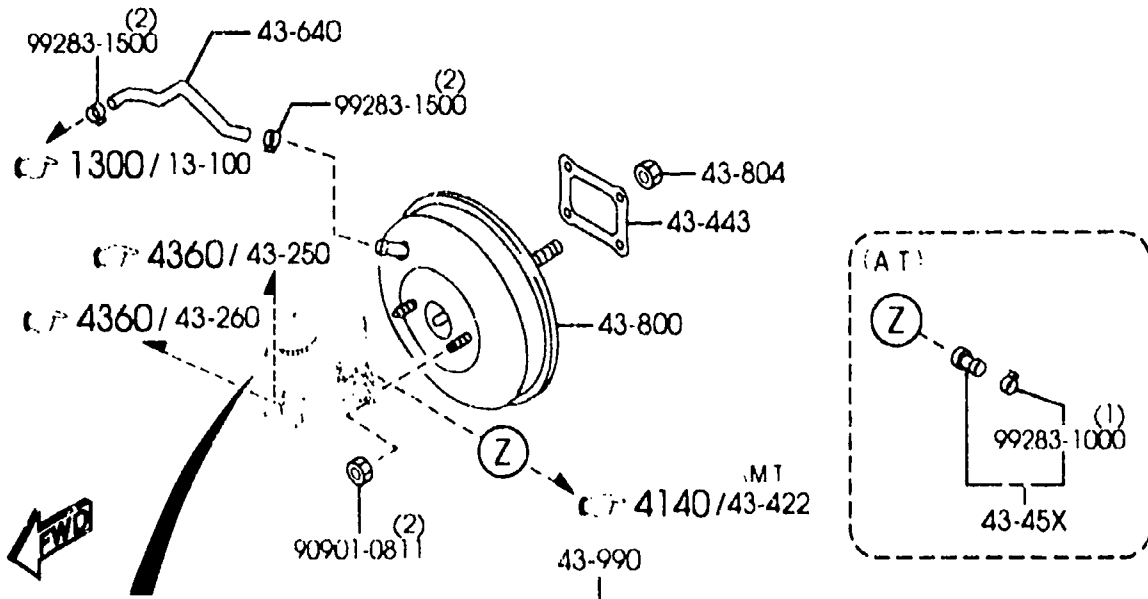
(2B65771)

CAT. AUBA09-02

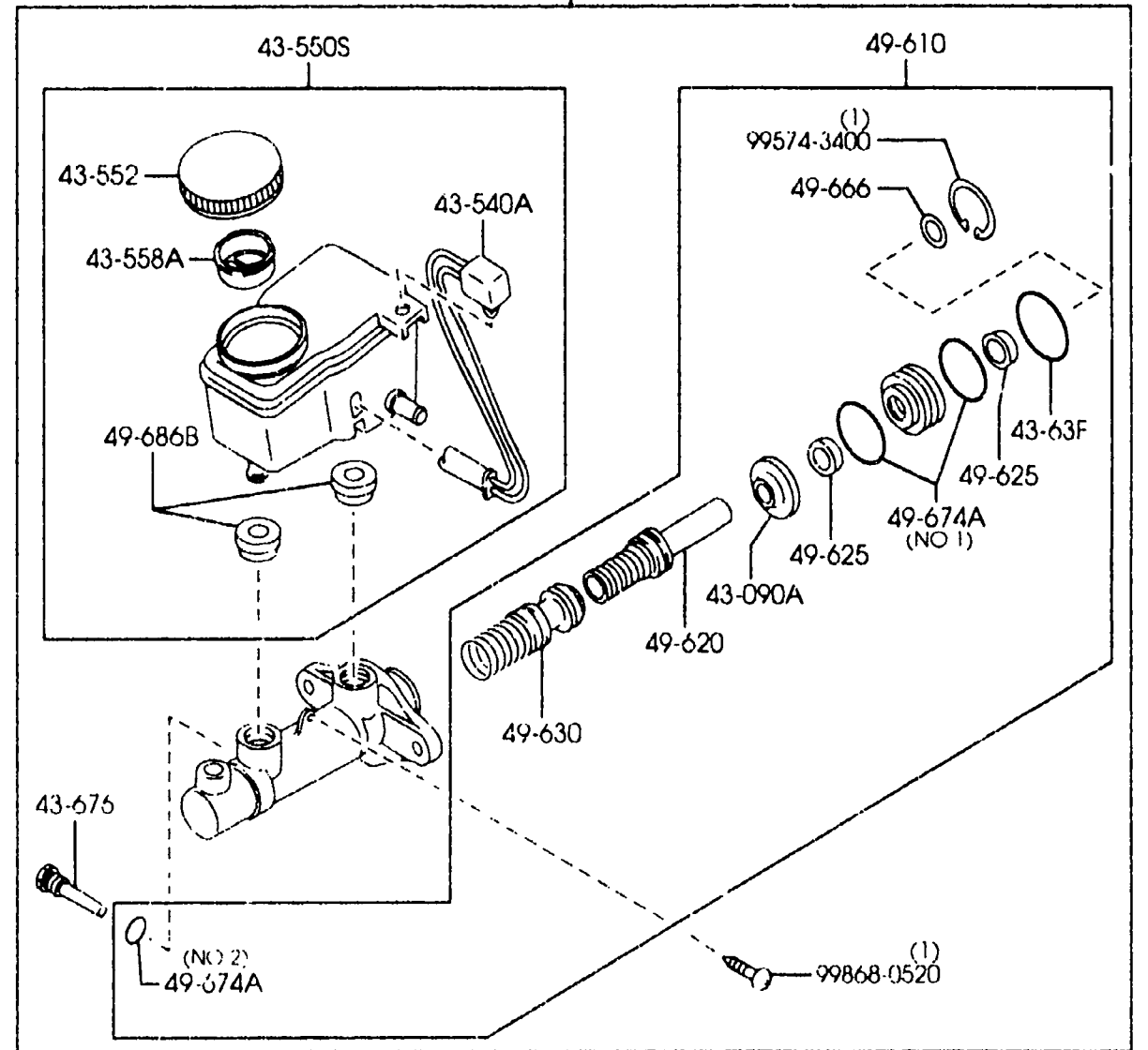
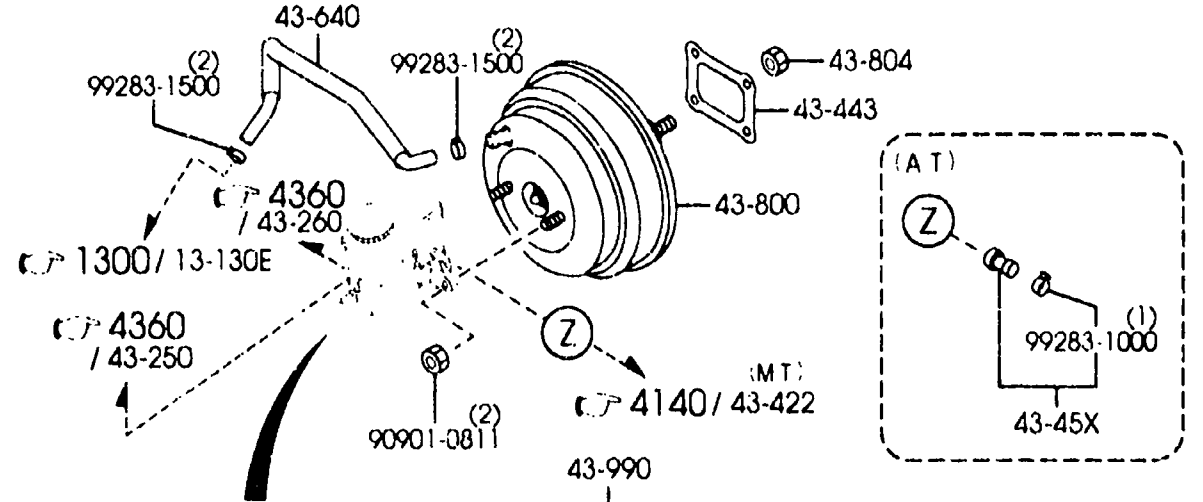
2001-07

2-M10

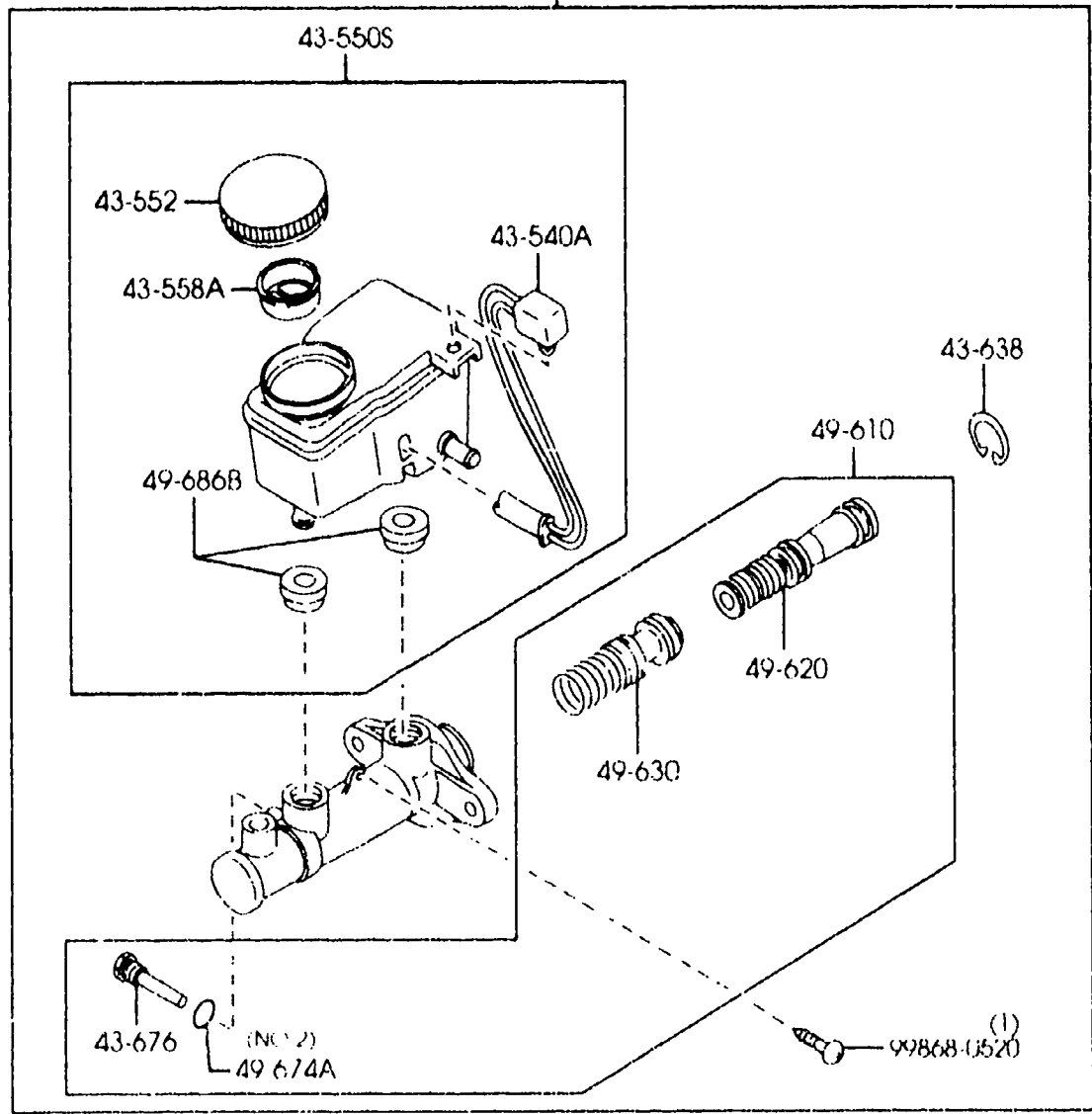
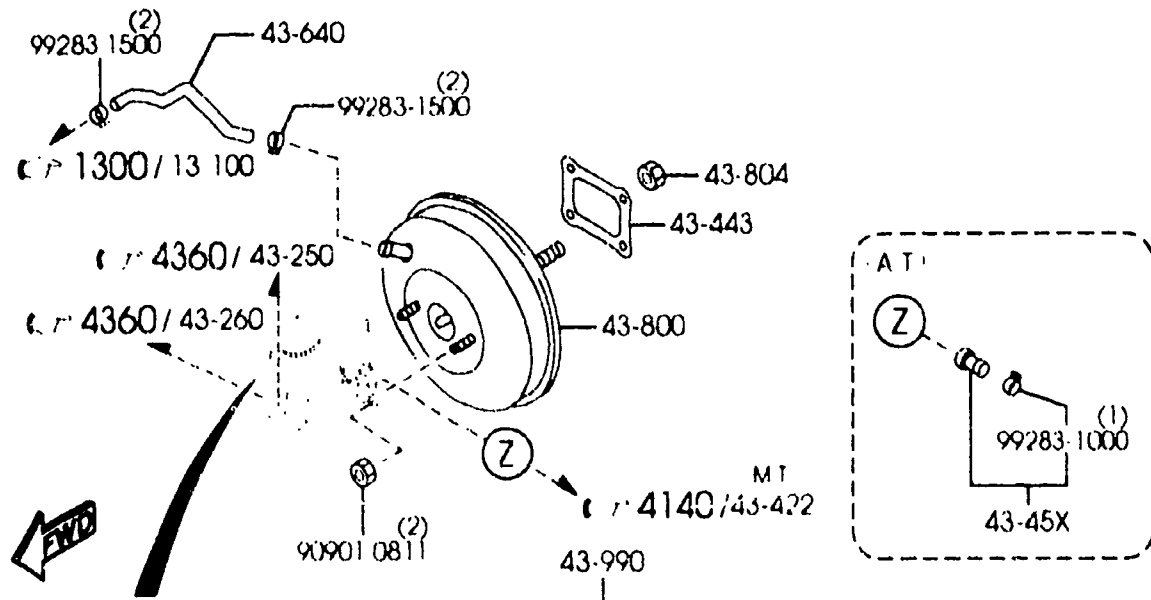
(1600)



(2000)



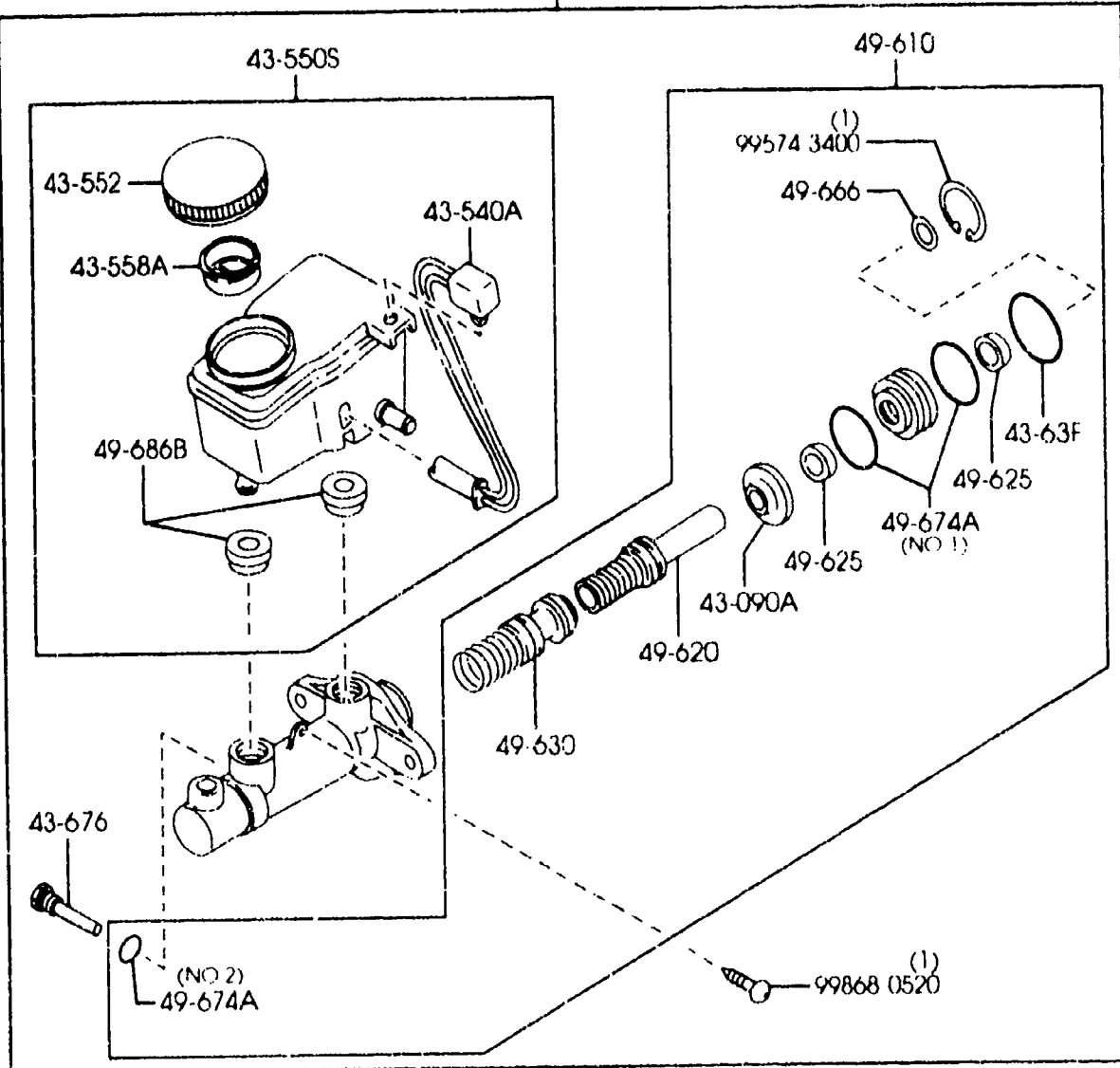
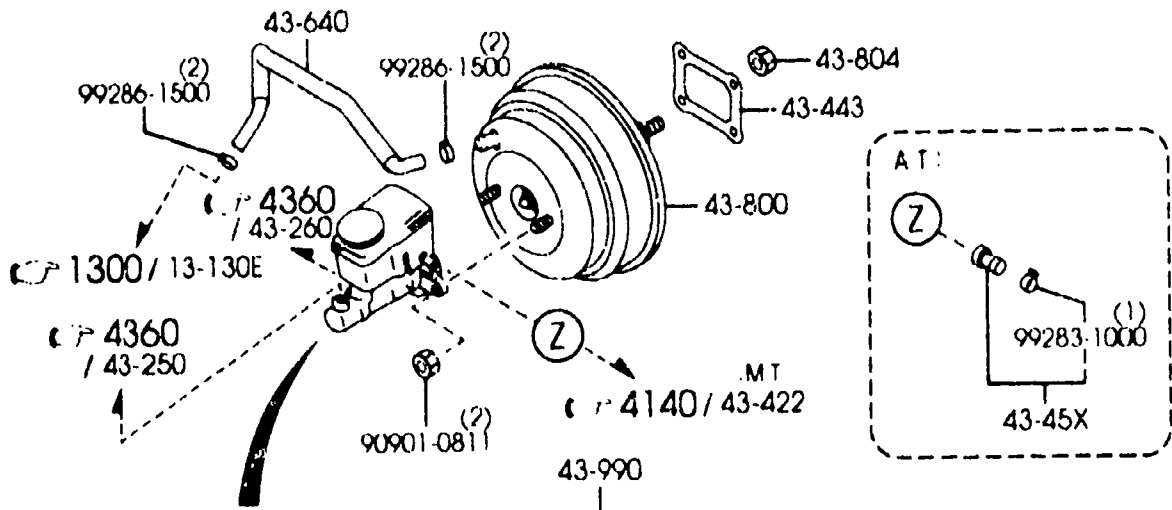
(1600)



PART NO	QTY	MODEL/RESTRICTION	MODEL/RESTRICTION	MODEL/RESTRICTION	FROM-TO
43-090A		STOPPER	ARRETOIR		
B252-49-514	1	(2000)	(2000)		
43-443		GASKET,VAC POWER AS	JOINT		
H001-43-443	1	SIST NON ASBESTOS	NON ASBESTOS		
43-45X		PROTECTOR	PROTECTEUR		
B603-43-45XA	1	(AT)	(B.V.AUTOM)		
43-540A		SENSOR,PESERVE TANK	CONTACT		
GD7A-43-540	1				
43-550S		TANK SET,RESERVE	RESERVOIR ASSEMBLE,		
GDYA-43-55X	1		RESERVE		-1901
*BJOE-43-55Z	1				1901-
43-552		CAP,TANK	BOUCHON DE RESERVOIR		
*B603-49-580	1				-1901
*T060-43-55Y	1				1901-
43-558A		FILTER,TANK-RESERVE	FILTRE,RESERVOIR		
*B603-45-558	1				
43-63F		RING,'O'	JOINT 'O'		
B252-49-512	1	(2000)	(2000)		
43-638		RING,RETAINING	BAGUE,RETENUE		
GA02-49-638	1	(1600)	(1600)		
43-640		HOSE,VACUUM	TUYAU		
BJ1A-43-640	1	(1600)	(1600)		
BL6L-43-640	1	(2000)	(2000)		
43-676		BOLT SET	JEU DE BOULONS		
H381-43-676	1				
43-800		VACUUM POWER ASSIST	ASSISTANCE PAR DEPRES		
BLBM-43-800	1	(2000)	SSION (2000)		
GE4T-43-800	1	(1600)	(1600)		

4340BA BRAKE MASTER CYLINDER & POWER BRAKE
(W/ANTILOCK BRAKE)(5-DOOR)

4340BA-1 BRAKE MASTER CYLINDER & POWER BRAKE
(W/ANTILOCK BRAKE)(5-DOOR)

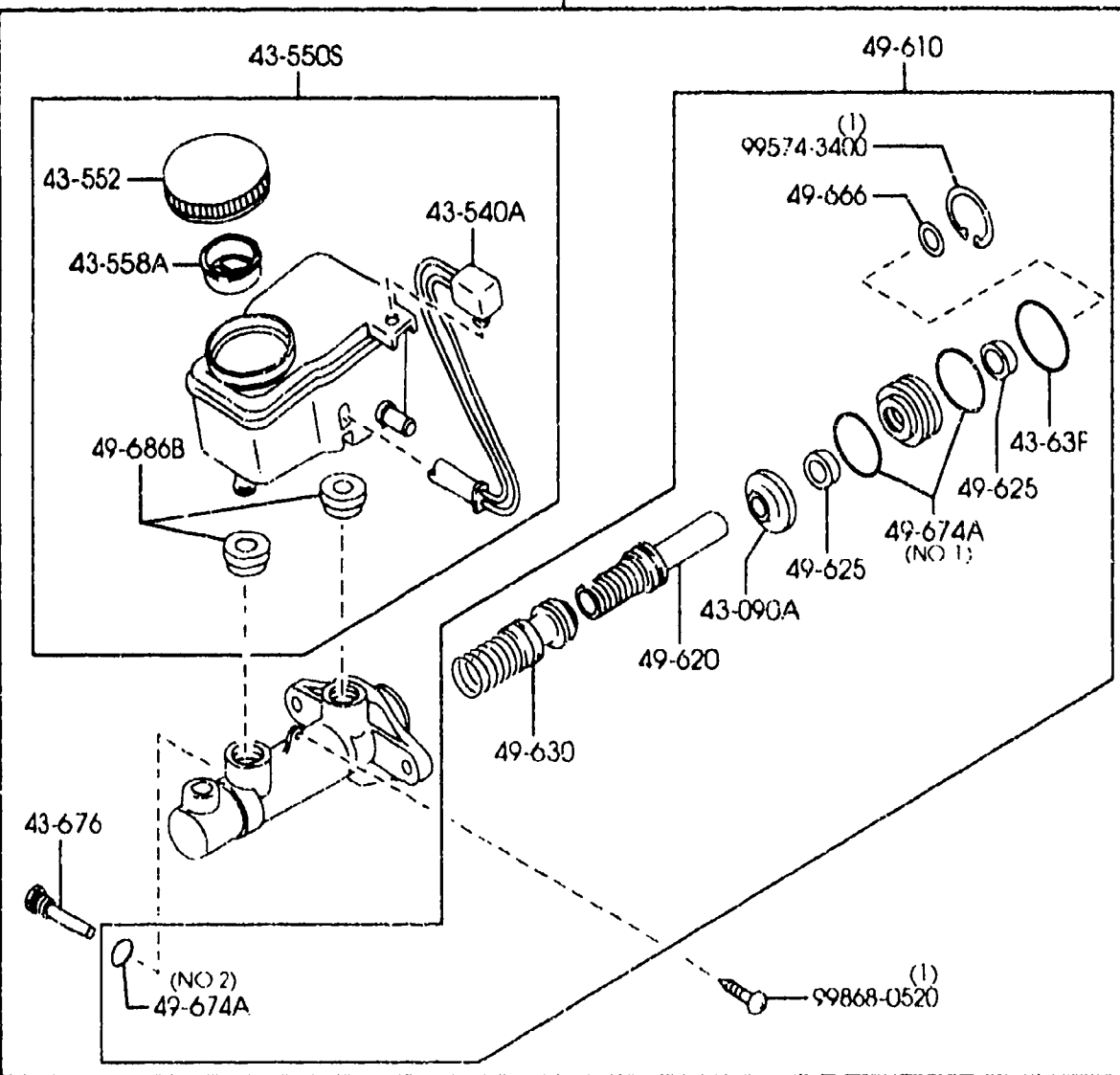
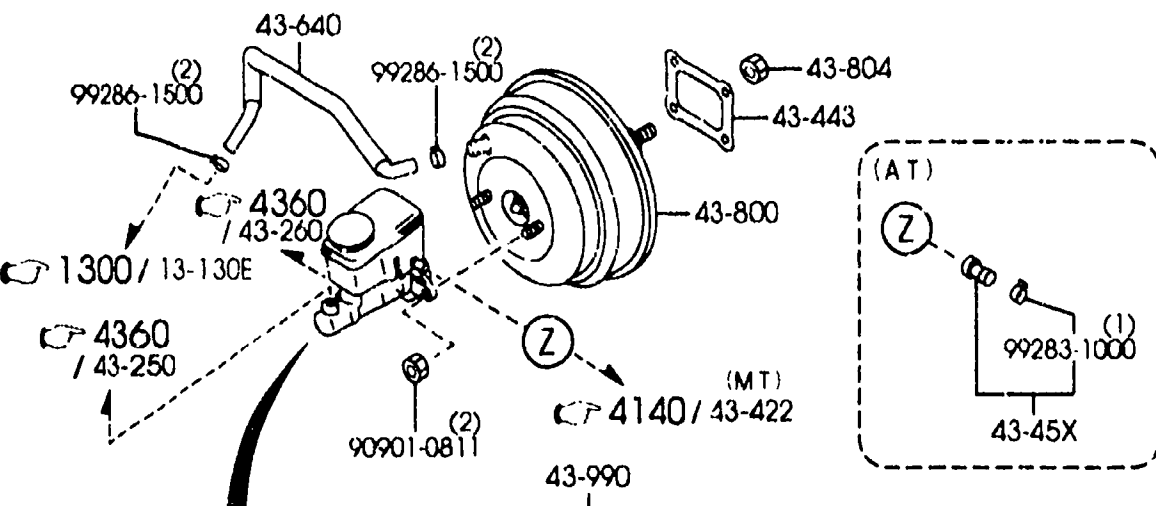


PART NO	QTY	MODEL/RESTRICTION	MODEL/RESTRICTION	MODEL/RESTRICTION	FROM-TO
43-090A B252-49-514	1	STOPPER	ARRETOIR		
43-443 H001-43-443	1	GASKET,VAC POWER AS SIST NON ASBESTOS	JOINT NON ASBESTOS		
43-45X B603-43-45XA	1	PROTECTOR (AT)	PROTECTEUR (B.V.AUTOM)		
43-540A GD7A-43-540	1	SENSOR,RESERVE TANK	CONTACT		
43-550S GDYA-43-55X	1	TANK SET,RESERVE	RESERVOIR ASSEMBLE, RESERVE		-1901
*BJOE-43-55Z	1				1901-
43-552 *B603-49-580	1	CAP,TANK	BOUCHON DE RESERVOIR		-1901
WT060-43-55Y	1				1901-
43-558A *B603-43-558	1	FILTER,TANK-RESERVE	FILTRE,RESERVOIR		
43-63F B252-49-512	1	RING,'O'	JOINT 'O'		
43-640 BL6L-43-640	1	HOSE,VACUUM	TIJAU		
43-676 H3B1-43-676	1	BOLT SET	JEU DE BOULONS		
43-800 BL8M-43-800	1	VACUUM POWER ASSIST	ASSISTANCE PAR DEPRE SSION		
43-804 B01C-43-954	1	NUT	ECROU		
43-990 BJ3K-43-40Z	1	CYL.,TANDEM MASTER	MAITRE CYLINDRE, SER VO		



4340BA BRAKE MASTER CYLINDER & POWER BRAKE
(W/ANTILOCK BRAKE)(5-DOOR)

4340BA-2* BRAKE MASTER CYLINDER & POWER BRAKE
(W/ANTILOCK BRAKE)(5-DOOR)



PART NO.	QTY	MODEL/RESTRICTION	MODEL/RESTRICTION	MODEL/RESTRICTION	FROM-TO
49-610		PARTS KIT, INN.-BRAKE	NECESSAIRE DE REPARATION		
BCYA-43-41ZA	1				
49-620		PISTON, PRIMARY	PISTON PRIMAIRE		
B533-43-62Z	1				
49-625		CUP, SECONDARY	COUPELLE, SECONDAIRE		
NA23-43-625	2				
49-630		PISTON, FLOATING	PISTON FLOTTANT		
B604-43-63Z	1				
49-666		WASHER, STOP	RONDELLE D'ARRET		
B252-49-666	1				
49-674A		RING, 'U'-MASTER CYL.	JOINT TORIQUE		
NA23-43-515	2	SHINEI KOGYO (ILLUST. NO.1)	SHINEI KOGYO		
99541-00603	1	NOK (ILLUST. NO.2)	NOK		
49-686B		BUSH, ELBOW JOINT	BUSELURE		
F100-49-686	2				

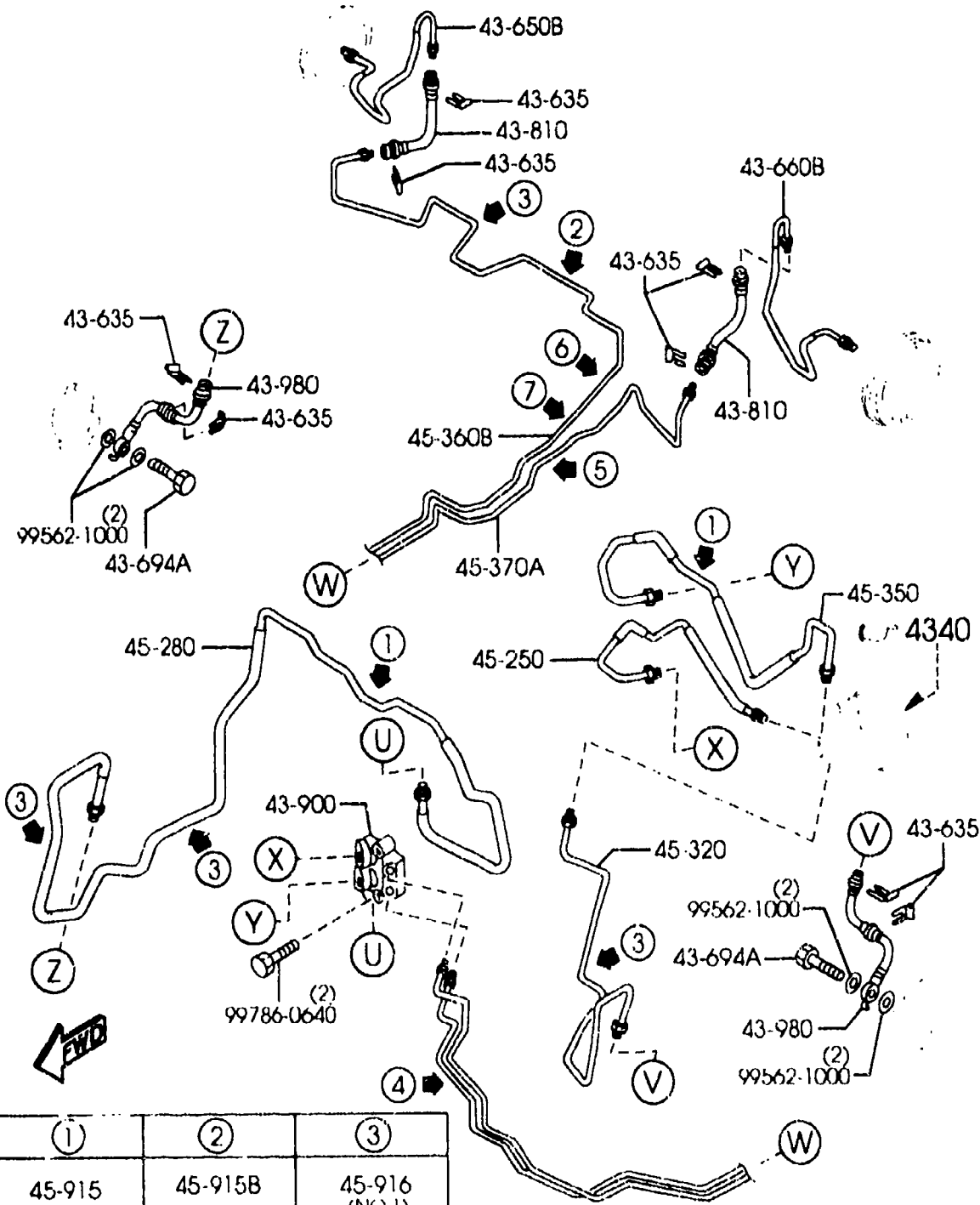


AUBA09

(2B65800)

CAT. AUBA09-02

2001-07



① 45-915 	② 45-915B 	③ 45-916 (NO 1) 	
④ 45-916 (NO 2) 	⑤ 99786-0616 (1) 45-920A 45-921 	⑥ 45-922 	⑦ 99786-0616 (1) 45-930 45-931

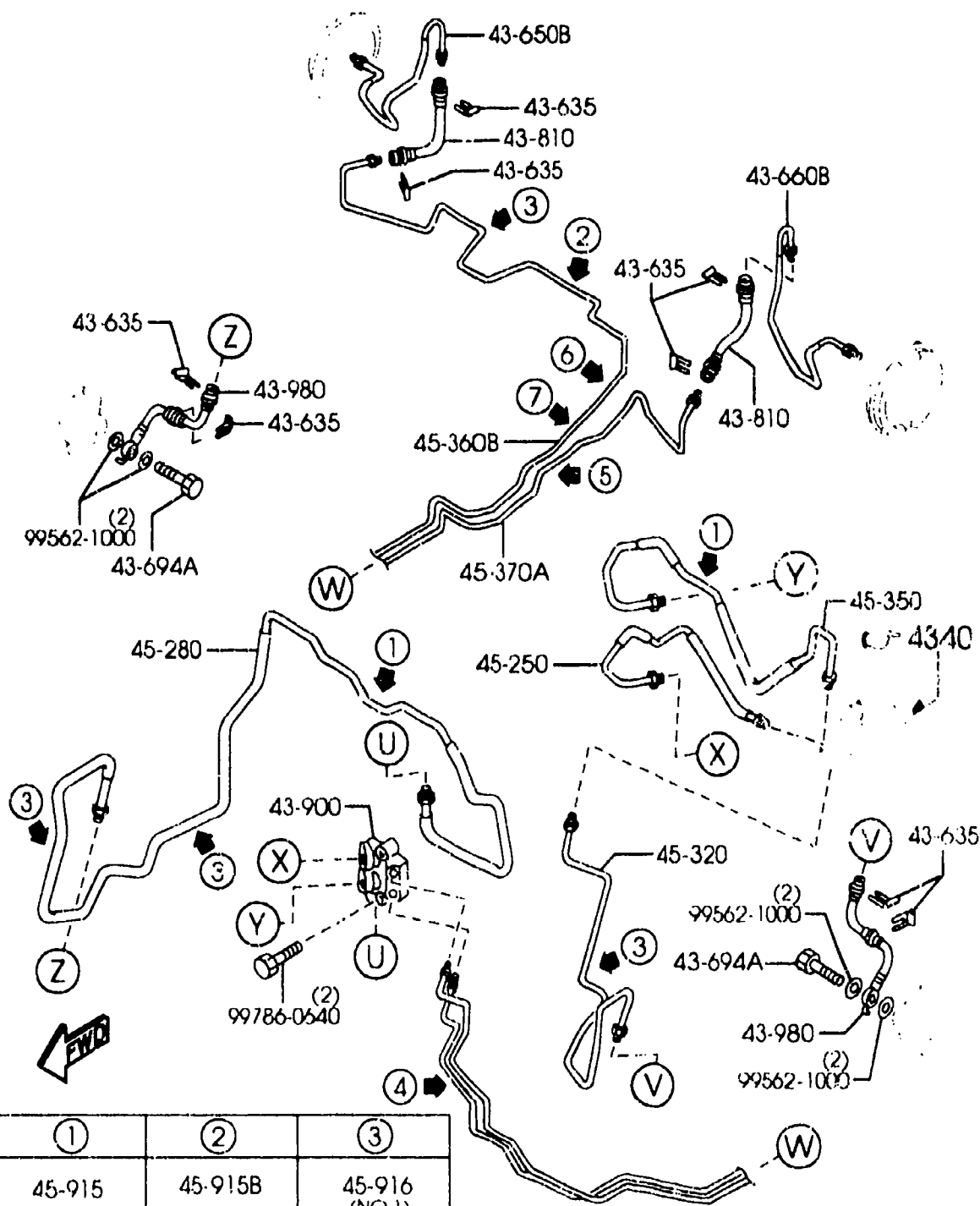
AUBA09

(2B51180)

PART NO.	QTY	MODEL/RESTRICTION	MODEL/RESTRICTION	MODEL/RESTRICTION	FROM-TO
43-635		CLIP,FLEXIBLE HOSE	ATTACHE, CONDUIT FLEXIBLE		
W023-43-635A	8				
43-650B		PIPE(R),BRAKE-REAR	TUYAU AR(D),FREIN		
B25D-43-650A	1				
43-660B		PIPE(L),BRAKE-REAR	TUYAU AR(G),FREIN		
B25D-43-660A	1				
43-694A		BOLT,CONNECTOR	BOULON		
B001-43-694A	2				
43-810		HOSE,FLEXIBLE	DURITE FLEXIBLE		
GA7B-43-810	2				
43-900		VALVE,DUAL PROPORTIONING	SOUPAPE		
B52B-43-900	1				
43-980		HOSE,FLEXIBLE	DURITE FLEXIBLE		
B25D-43-980A	2				
45-250		PIPE,BRAKE-FRT	CONDUIT, DE FREIN AVANT		
BJOE-45-250D	1				
45-280		PIPE(R),BRAKE-FRONT	CONDUIT (D), FREIN AVANT		
BJOE-45-280G	1				
45-320		PIPE(L),BRAKE-FRONT	CONDUIT (G), FREIN AVANT		
BJOE-45-320D	1				
45-350		PIPE,BRAKE-REAR	CONDUIT, FREIN ARRIERE		
BJOE-45-350D	1				
45-360B		PIPE(R),REAR BRAKE	TUYAU(D),FREIN AR		
BJOJ-45-360D	1				
45-370A		PIPE(L),REAR BRAKE	TUYAU(G),FREIN AR		
BJOJ-45-370D	1				
45-915		CLIP,PIPE	ATTACHE,CONDUCT		
G706-45-915B	2				

CAT. AUBA09-02

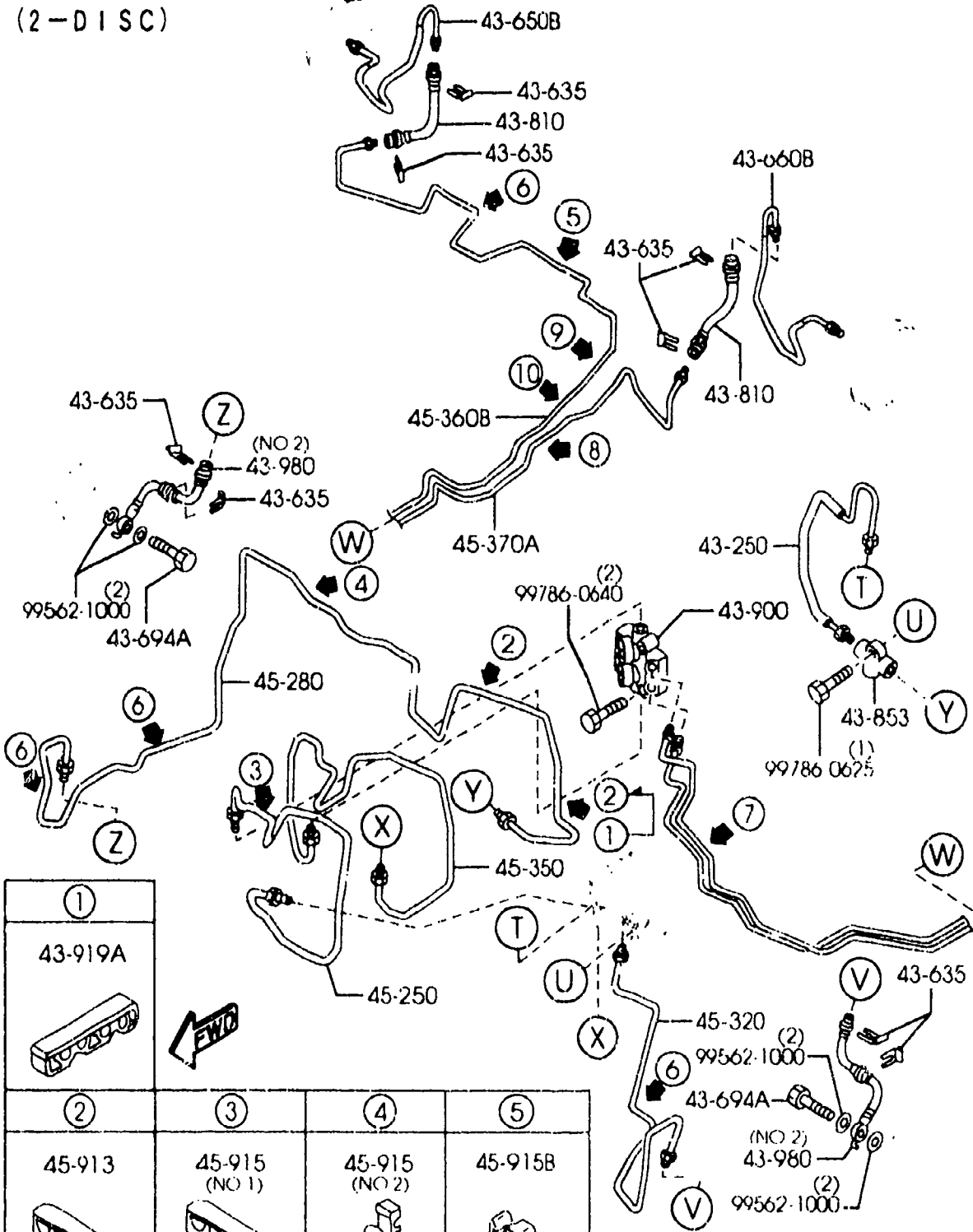
2001-07



①	②	③	
45-915	45-915B	45-916 (NO 1)	
④	⑤	⑥	⑦
45-916 (NO 2)	99786-0616 (1)	45-920A	45-922
	45-921		99786-0616 (1)
			45-930
			45-931

PART NO.	QTY	MODEL/RESTRICTION	MODEL/RESTRICTION	MODEL/RESTRICTION	FROM-TO
45-915B		HOLDER, PIPE	PORTE, TUYAU		
GE4T-45-916A	1				
45-916		HOLDER, PIPE	SUPPORT, PIPE		
BC1D-45-916	4 (ILLUST. NO.1)				
BJ0J-45-917	1 (ILLUST. NO.2)				
45-920A		HOLDER 'B', PIPE	ATTACHE 'B', TUY		
GE4T-45-920A	1				
45-921		CLIP, PIPE	ATTACHE, CONDUIT		
GE4T-45-921A	1				
45-922		HOLDER, PIPE	PORTE, TUYAU		
GE4T-45-922	3				
45-930		HOLDER 'C', PIPE	ATTACHE 'C', TUY		
GE4T-45-930A	1				
45-931		CLIP, PIPE	ATTACHE, CONDUCT		
GE4T-45-931A	1				

(2-DISC)

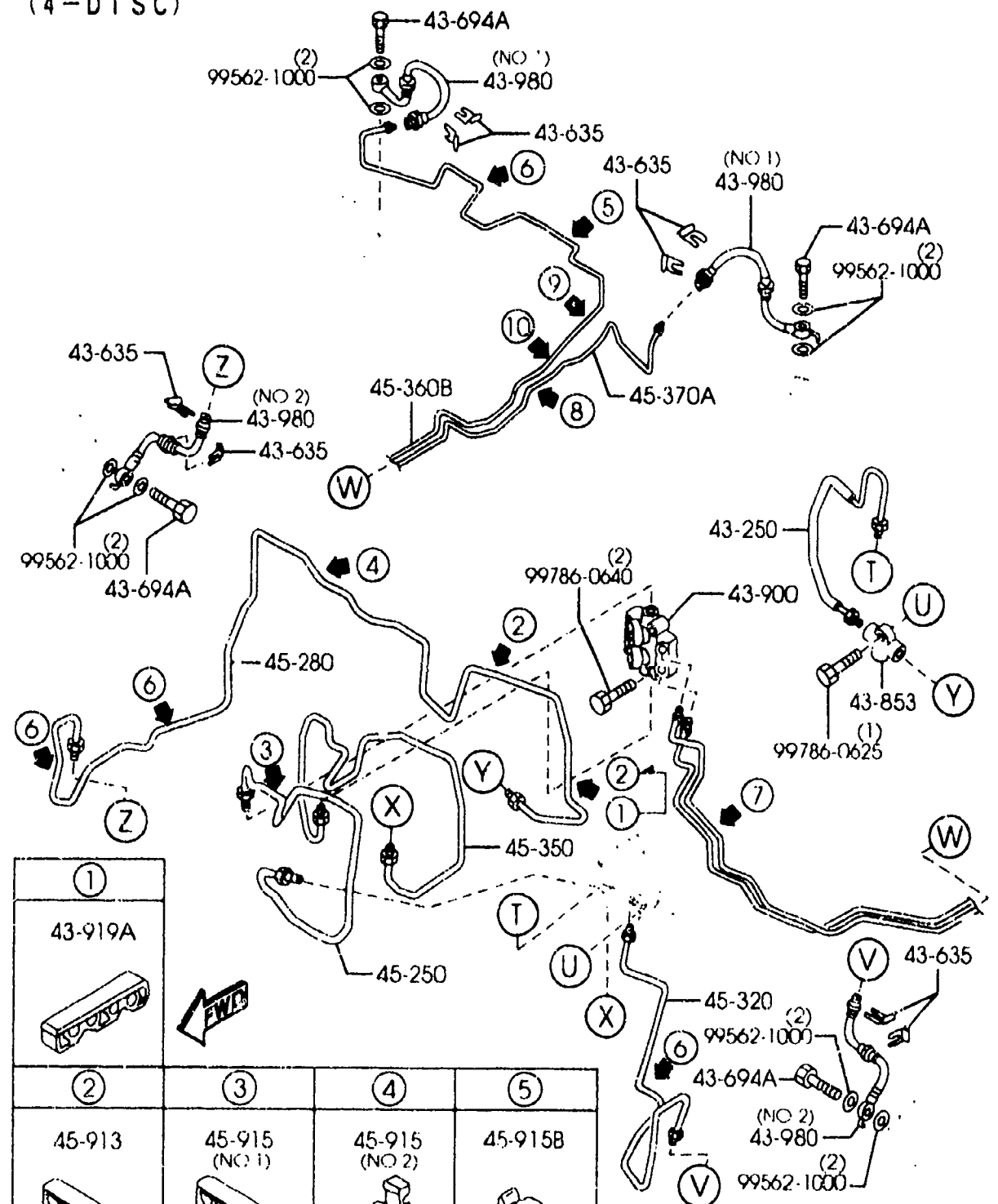


①	43-919A			②	③	④	⑤
					⑥	⑦	⑧
					⑨	⑩	

AUBA09

(2B62861)

(4-DISC)

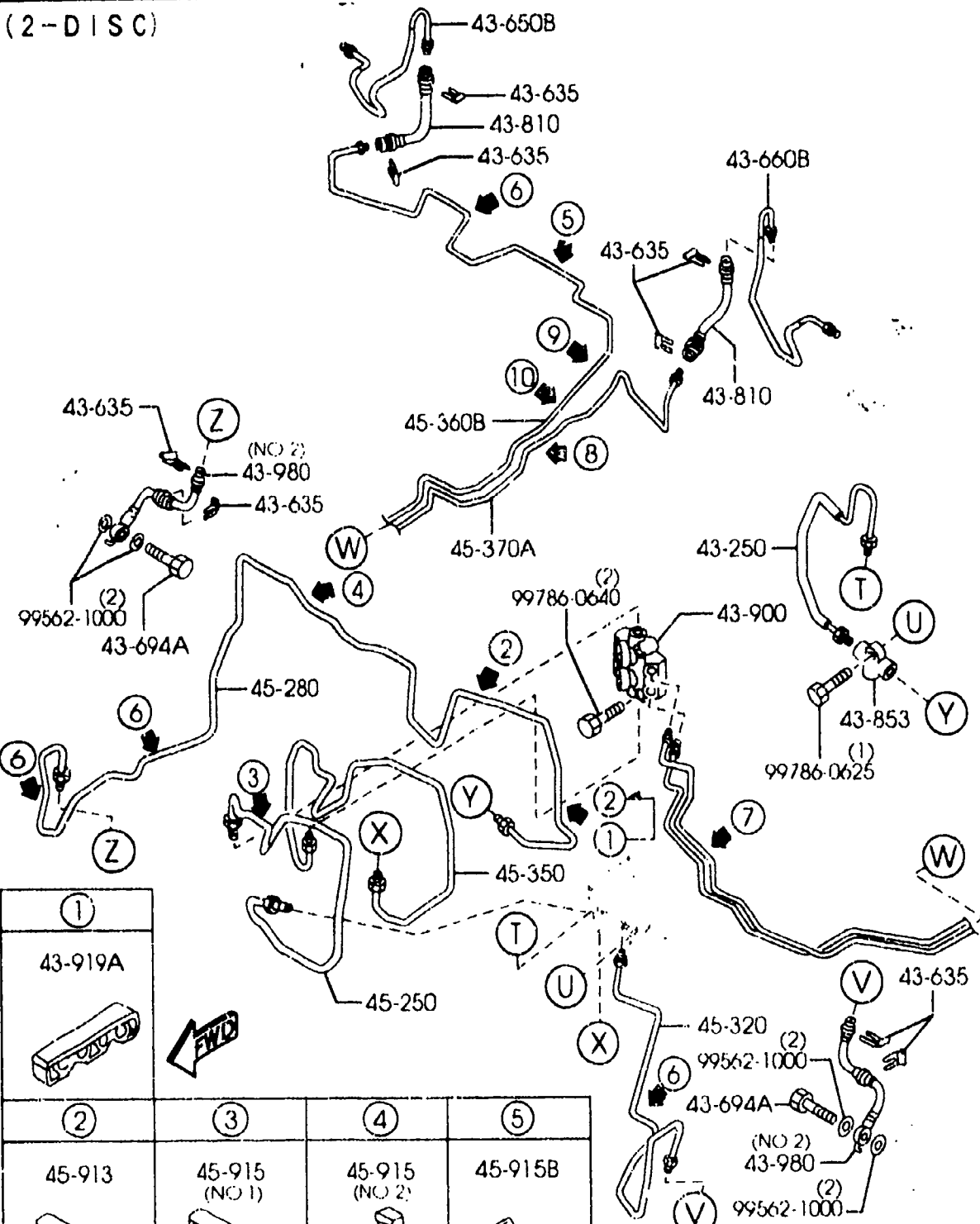


①	43-919A			②	③	④	⑤
					⑥	⑦	⑧
					⑨	⑩	

AUBA09

(2B62862)

(2-DISC)



① 43-919A 	② 45-913 	③ 45-915 (NO 1) 	④ 45-915 (NO 2) 	⑤ 45-915B
⑥ 45-916 (NO 1) 	⑦ 45-916 (NO 2) 	⑧ 99786-0616 (1) 45-920A 45-921 	⑨ 45-922 	⑩ 45-930 (1) 45-931

PART NO.	QTY	MODEL/RESTRICTION	MODEL/RESTRICTION	MODEL/RESTRICTION	FROM-TO
43-250 BL8M-43-250A	1	PIPE NO.1, BRAKE-A.B.	TUYAU NO.1, FREIN-A.B.		
43-635 W023-43-635A	8	CLIP, FLEXIBLE HOSE	ATTACHE, CONDUIT FLEXIBLE		
43-650B B25D-43-650A	1 (2-DISC)	PIPE(R), BRAKE-REAR	TUYAU AR(D), FREIN (2-FR DISQ)		
43-660B B25D-43-660A	1 (2-DISC)	PIPE(L), BRAKE-REAR	TUYAU AR(G), FREIN (2-FR DISQ)		
43-694A B001-43-694A	2 (2-DISC)	BOLT, CONNECTOR	BOULON (2-FR DISQ)		
43-694A B001-43-694A	4 (4-DISC)	BOLT, CONNECTOR	BOULON (4-FR DISQ)		
43-810 GA7B-43-810	2 (2-DISC)	HOSE, FLEXIBLE	DURITE FLEXIBLE (2-FR DISQ)		
43-853 BL8M-43-853	1	JOINT, PIPE	RACCORD		
43-900 B26K-43-900	1	VALVE, DUAL PROPORTIONING	SOUPAPE		
43-919A GJ55-43-919	1	HOLDER, BRAKE PIPE	SUPPORT, TUYAU FREIN		-1301
43-980 BK1T-43-980	2 (ILLUST. NO.1) (4-DISC)	HOSE, FLEXIBLE	DURITE FLEXIBLE (4-FR DISQ)		
43-980 B25D-43-980A	2 (ILLUST. NO.2)	HOSE, FLEXIBLE	DURITE FLEXIBLE (4-FR DISQ)		
45-250 BL8M-45-250A (BL8M-45-250B)	1	PIPE, BRAKE-FRT	CONDUIT, DE FREIN AVANT		-1301
45-250 BL8M-45-250B	1	PIPE, BRAKE-FRT	CONDUIT, DE FREIN AVANT		1301-
45-280 BL8M-45-280A (BL8M-45-280B)	1	PIPE(R), BRAKE-FRONT	CONDUIT (D), FREIN AVANT		-1301

1301 BJ22* -440775

AUBA09

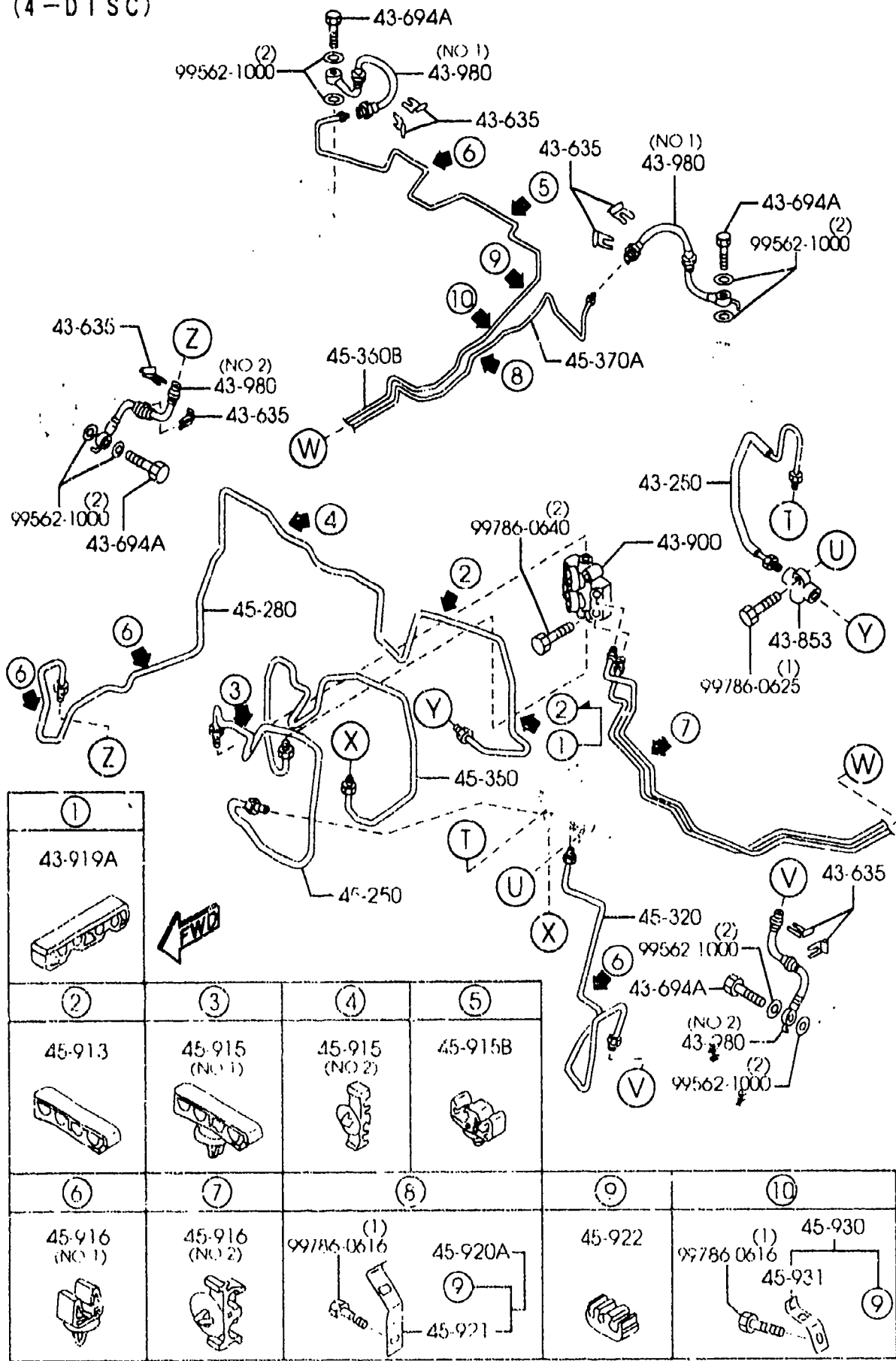
(2B62861)

CAT. AUBA09-02

2001-07

2-M11

(4-DISC)



① 43-919A 	② 45-913 	③ 45-915 (NO.1) 	④ 45-915 (NO.2) 	⑤ 45-915B
⑥ 45-916 (NO.1) 	⑦ 45-916 (NO.2) 	⑧ 99786-0616 	⑨ 45-920A ⑨ 45-921 	⑩ 45-922

AUBA09

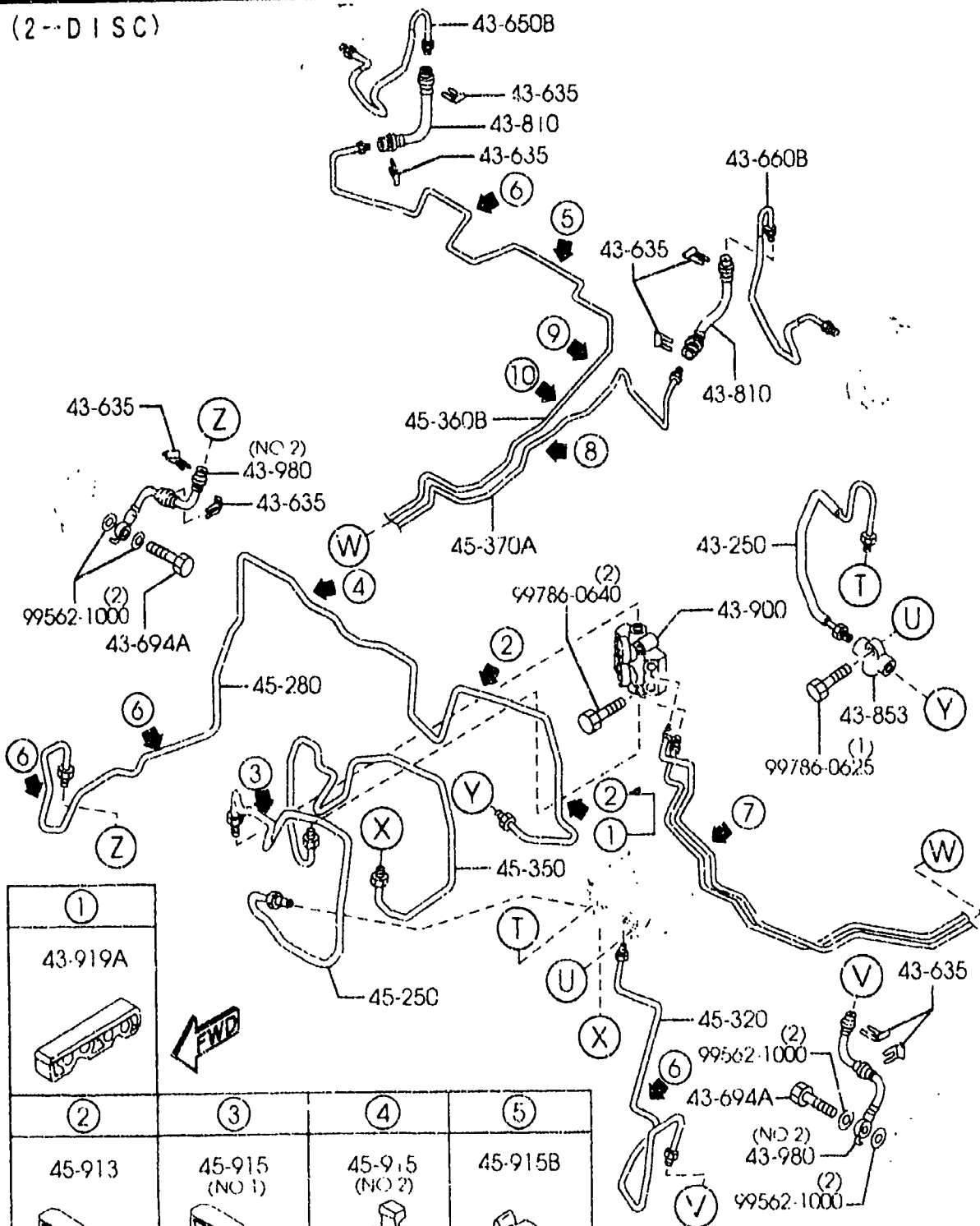
(2B62862)

PART NO.	QTY	MODEL/RESTRICTION	MODEL/RESTRICTION	MODEL/RESTRICTION	FROM-TO
CONT'D BL8M-45-280B	1				1301-
45-320		PIPE(L),BRAKE-FRONT	CONDUIT (G), FREIN A VANT		
BL8N-45-320	1				
45-350		PIPE,BRAKE-REAR	CONDUIT, FREIN ARRIERE		
BL8M-45-350A A (BL8M-45-350B)	1				-1301
BL8M-45-350B	1				1301-
45-360B		PIPE(R),REAR BRAKE	TUYAU(D),FREIN AR		
BJ0J-45-360D	1				
45-370A		PIPE(L),REAR BRAKE	TUYAU(G),FREIN AR		
BJ0J-45-370D	1				
45-913		HOLDER,PIPE	ATTACHE TUYAU		
GA2A-45-916	1				-1301
GA2A-45-916	2				1301-
45-915		CLIP,PIPE	ATTACHE,CONDUIT		
GA2A-45-915B	1 (ILLUST. NO.1)				
G706-45-915B	1 (ILLUST. NO.2)				
45-915B		HOLDER,PIPE	PORTE,TUYAU		
GE4T-45-916A	1				
45-916		HOLDER,PIPE	SUPPORT,PIPE		
BC1D-45-916	4 (ILLUST. NO.1)				
BJ0J-45-917	1 (ILLUST. NO.2)				
45-920A		HOLDER 'B',PIPE	ATTACHE 'B', TUY		
GE4T-45-920A	1				
45-921		CLIP,PIPE	ATTACHE, CONDUIT		
GE4T-45-921A	1				
45-922		HOLDER,PIPE	PORTE,TUYAU		
GE4T-45-922	3				
1301 BJ22* --440/75					

CAT. AUBA09-02

2001-07

(2--DISC)

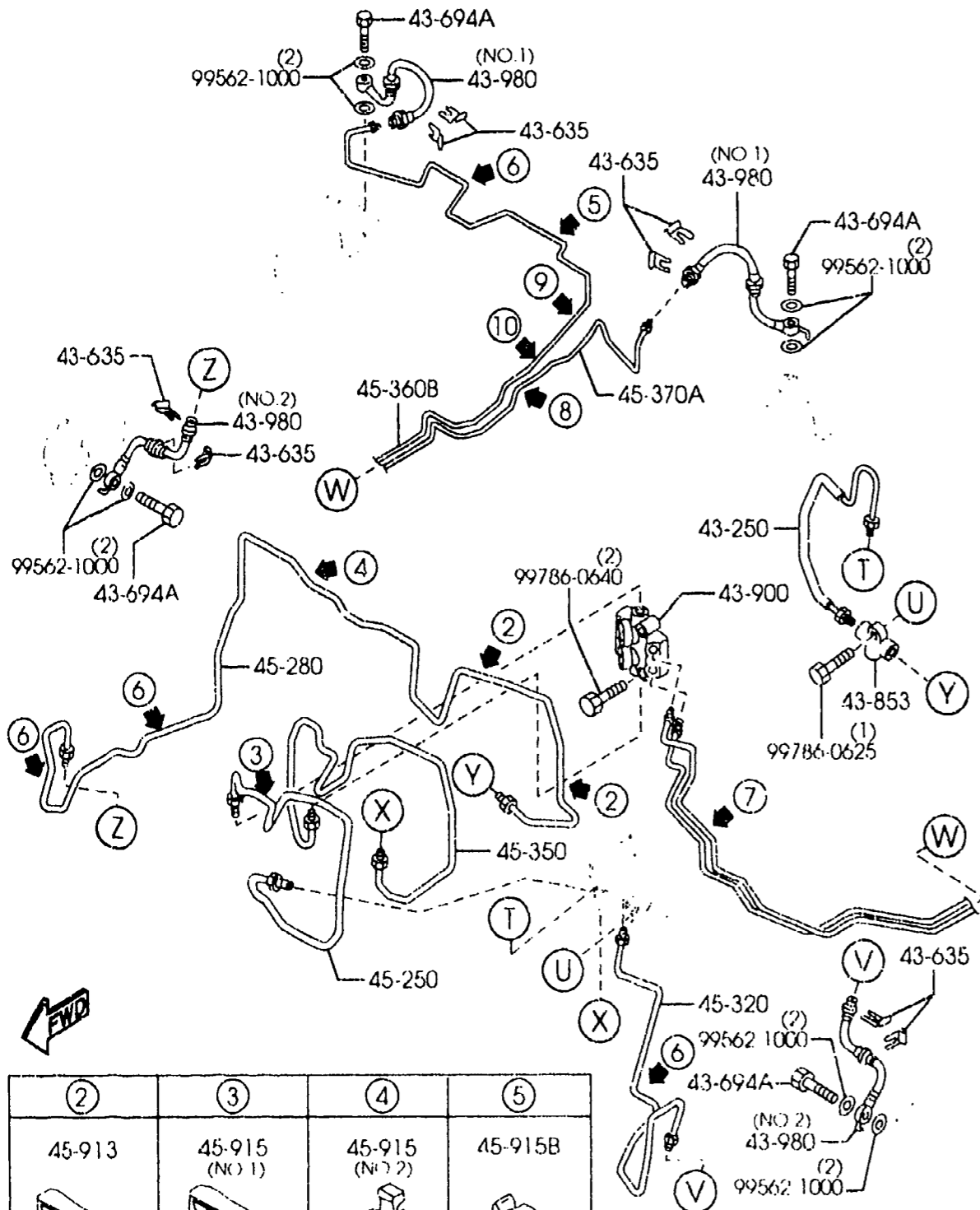


① 43-919A 	② 45-913 	③ 45-915 (NO 1) 	④ 45-915 (NO 2) 	⑤ 45-915B
⑥ 45-916 (NO 1) 	⑦ 45-916 (NO 2) 	⑧ 99786-0616 (1) 45-920A ⑨ 45-921 	⑨ 45-922 	⑩ 99786-0616 (1) 45-930 45-931 ⑨

PART NO.	QTY	MODEL/RESTRICTION	MODEL/RESTRICTION	MODEL/RESTRICTION	FROM-TO
45-930		HOLDER 'C', PIPE	ATTACHE 'C', TUY		
GE4T-45-930A	1				
45-931		CLIP, PIPE	ATTACHE, CONDUCT		
GE4T-45-931A	1				

4360AC BRAKE PIPINGS
(W/O ANTILOCK BRAKE)(2000CC)(5-DOOR)

4360AC-1 BRAKE PIPINGS
(W/O ANTILOCK BRAKE)(2000CC)(5-DOOR)



② 45-913 	③ 45-915 (NO. 1) 	④ 45-915 (NO. 2) 	⑤ 45-915B
⑥ 45-916 (NO. 1) 	⑦ 45-916 (NO. 2) 	⑧ 99786-0616 45-920A ⑨ 45-921 	⑨ 45-922
		⑩ 99786-0616 45-930 45-931 ⑨ 	

PART NO.	QTY	MODEL/RESTRICTION	MODEL/RESTRICTION	MODEL/RESTRICTION	FROM-TO
43-250	1	PIPE NO. 1, BRAKE-A. B.	TUYAU NO. 1, FREIN-A. B.		
BL8M-43-250A					
43-635	8	CLIP, FLEXIBLE HOSE	ATTACHE, CONDUIT FLEXIBLE		
W023-43-635A					
43-694A	4	BOLT, CONNECTOR	BOULON		
B001-43-694A					
43-853	1	JOINT, PIPE	RACCORD		
BL8M-43-853					
43-900	1	VALVE, DUAL PROPORTIONING	SOUPAPE		
B26K-43-900					
43-980	2	HOSE, FLEXIBLE	DURITE FLEXIBLE		
BK1T-43-980		(ILLUST. NO. 1)			
B25D-43-980A		(ILLUST. NO. 2)			
45-250	1	PIPE, BRAKE-FRT	CONDUIT, DE FREIN AVANT		
BL8M-45-250B					
45-280	1	PIPE(R), BRAKE-FRONT	CONDUIT (D), FREIN AVANT		
BL8M-45-280B					
45-320	1	PIPE(L), BRAKE-FRONT	CONDUIT (G), FREIN AVANT		
BL8N-45-320					
45-350	1	PIPE, BRAKE-REAR	CONDUIT, FREIN ARRIERE		
BL8M-45-350B					
45-360B	1	PIPE(R), REAR BRAKE	TUYAU(D), FREIN AR		
BJ0J-45-360D					
45-370A	1	PIPE(L), REAR BRAKE	TUYAU(G), FREIN AR		
BJ0J-45-370D					
45-913	2	HOLDER, PIPE	ATTACHE TUYAU		
GA2A-45-916					

AUBA09

(2B56800)

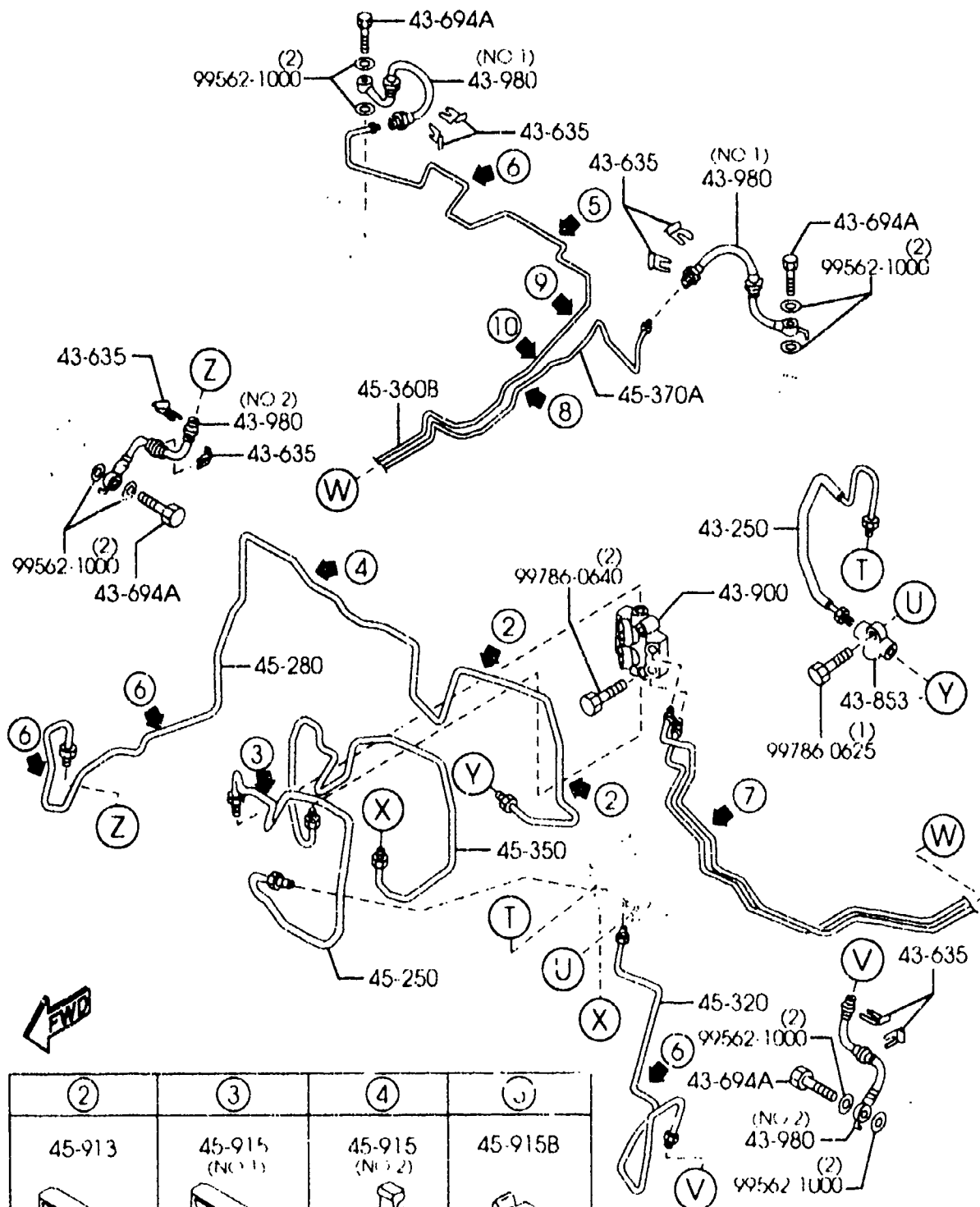
CAT. AUBA09-02

2001-07

2-D12

4360AC BRAKE PIPINGS
(W/O ANTILOCK BRAKE)(2000CC)(5-DOOR)

4360AC-2 * BRAKE PIPINGS
(W/O ANTILOCK BRAKE)(2000CC)(5-DOOR)



②	③	④	⑤
45-913	45-915 (NO. 1)	45-915 (NO. 2)	45-915B
⑥	⑦	⑧	⑨
45-916 (NO. 1)	45-916 (NO. 2)	99786-0616 45-920A- ⑨	45-922
			⑩
			99786-0616 45-930 45-931 ⑨

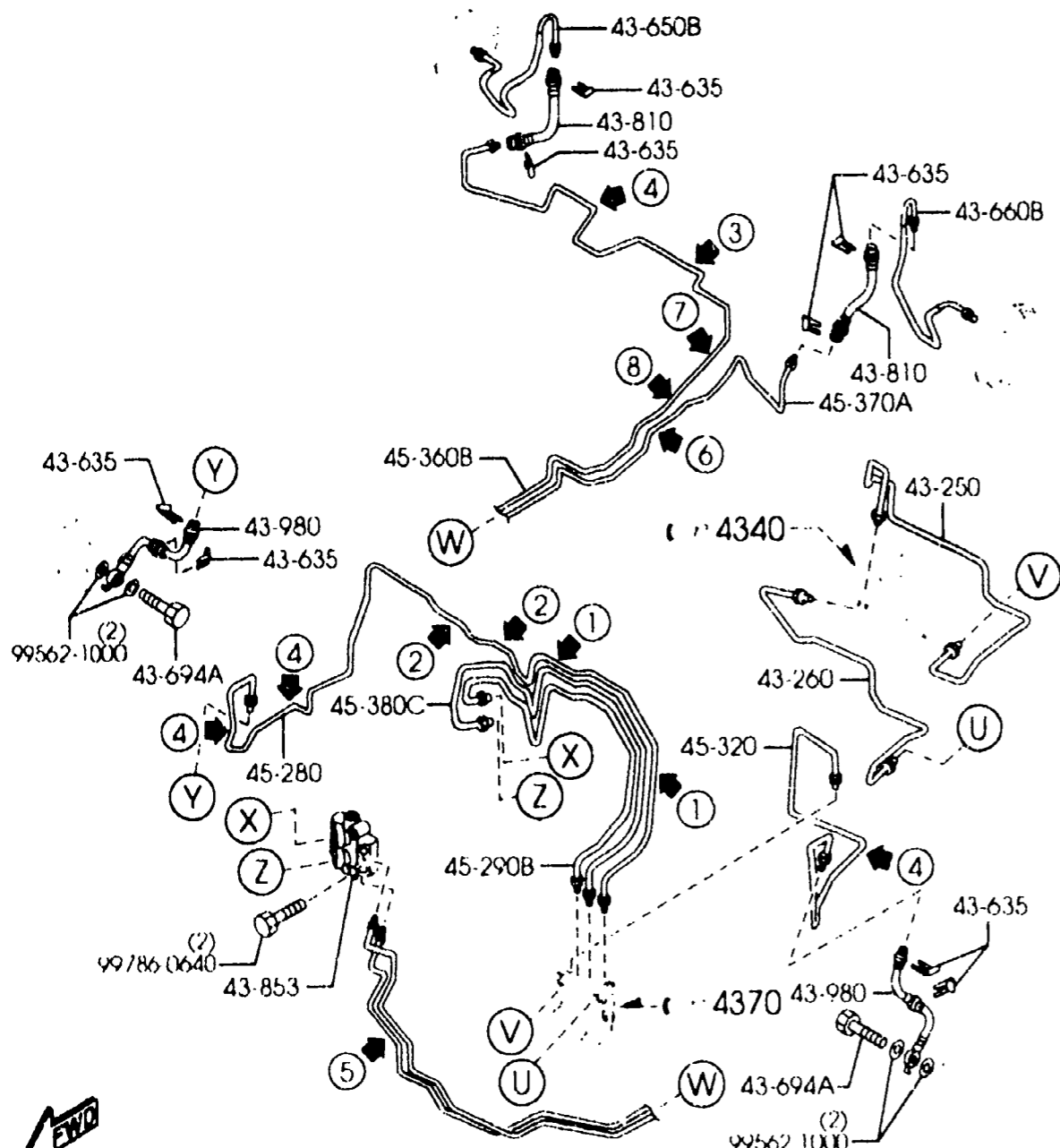
AUBA09

(2B56800)

PART NO.	QTY	MODEL/RESTRICTION	MODEL/RESTRICTION	MODEL/RESTRICTION	FROM-TO
45-915		CLIP, PIPE	ATTACHE, CONDUCT		
GA2A-45-915B	1	(ILLUST. NO.1)			
G706-45-915B	1	(ILLUST. NO.2)			
45-915B		HOLDER, PIPE	PORTE, TUYAU		
GE4T-45-916A	1				
45-916		HOLDER, PIPE	SUPPORT, PIPE		
BC1D-45-916	4	(ILLUST. NO.1)			
BJ0J-45-917	1	(ILLUST. NO.2)			
45-920A		HOLDER 'B', PIPE	ATTACHE 'B', TUY		
GE4T-45-920A	1				
45-921		CLIP, PIPE	ATTACHE, CONDUIT		
GE4T-45-921A	1				
45-922		HOLDER, PIPE	PORTE, TUYAU		
GE4T-45-922	3				
45-930		HOLDER 'C', PIPE	ATTACHE 'C', TUY		
GE4T-45-930A	1				
45-931		CLIP, PIPE	ATTACHE, CONDUCT		
GE4T-45-931A	1				

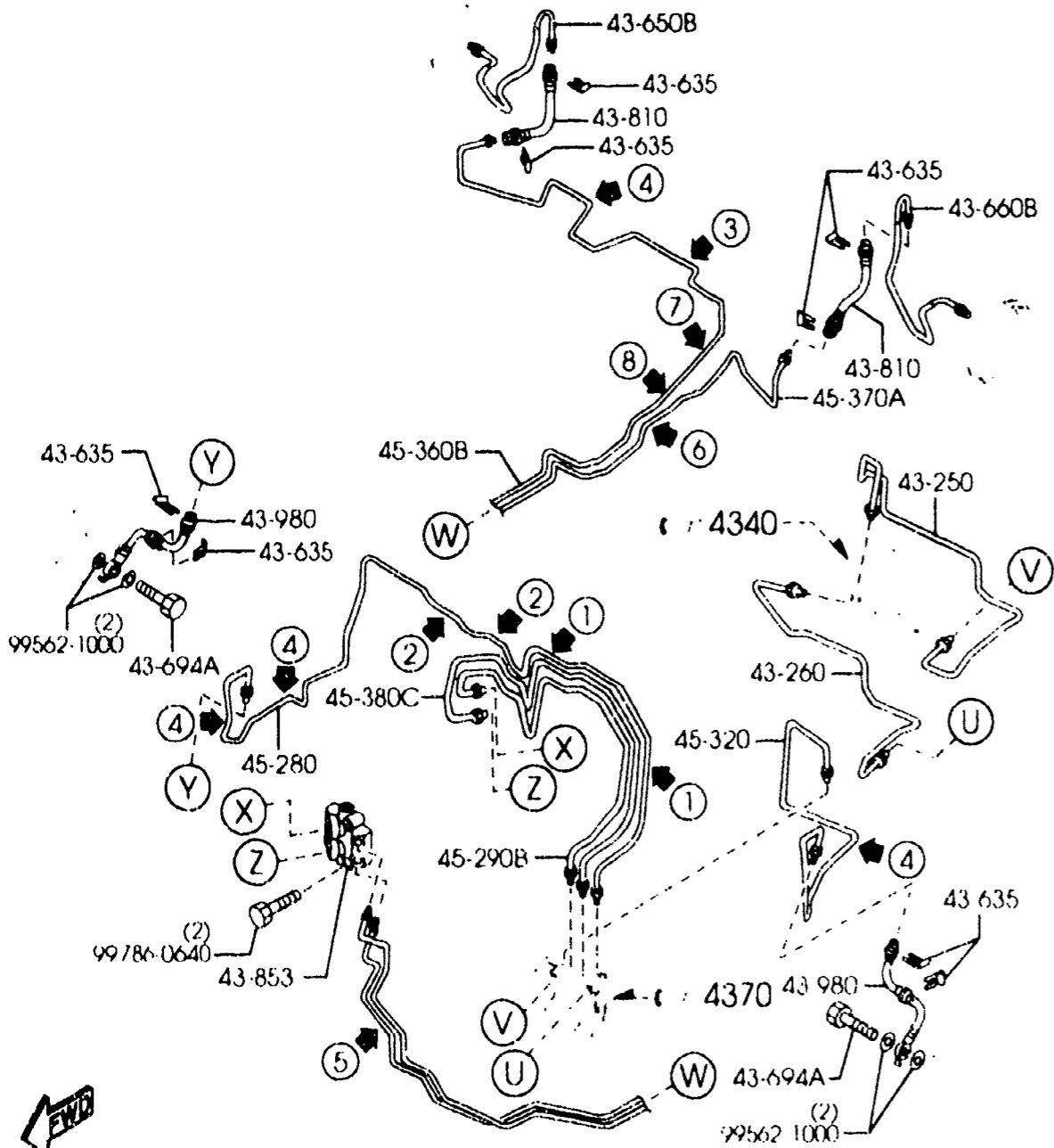
CAT. AUBA09-0L

2001-07



①	②	③	④	⑤
45-913	45-915	45-915B	45-916 (NO. 1)	45-916 (NO. 2)
⑥		⑦	⑧	
		45-922 		

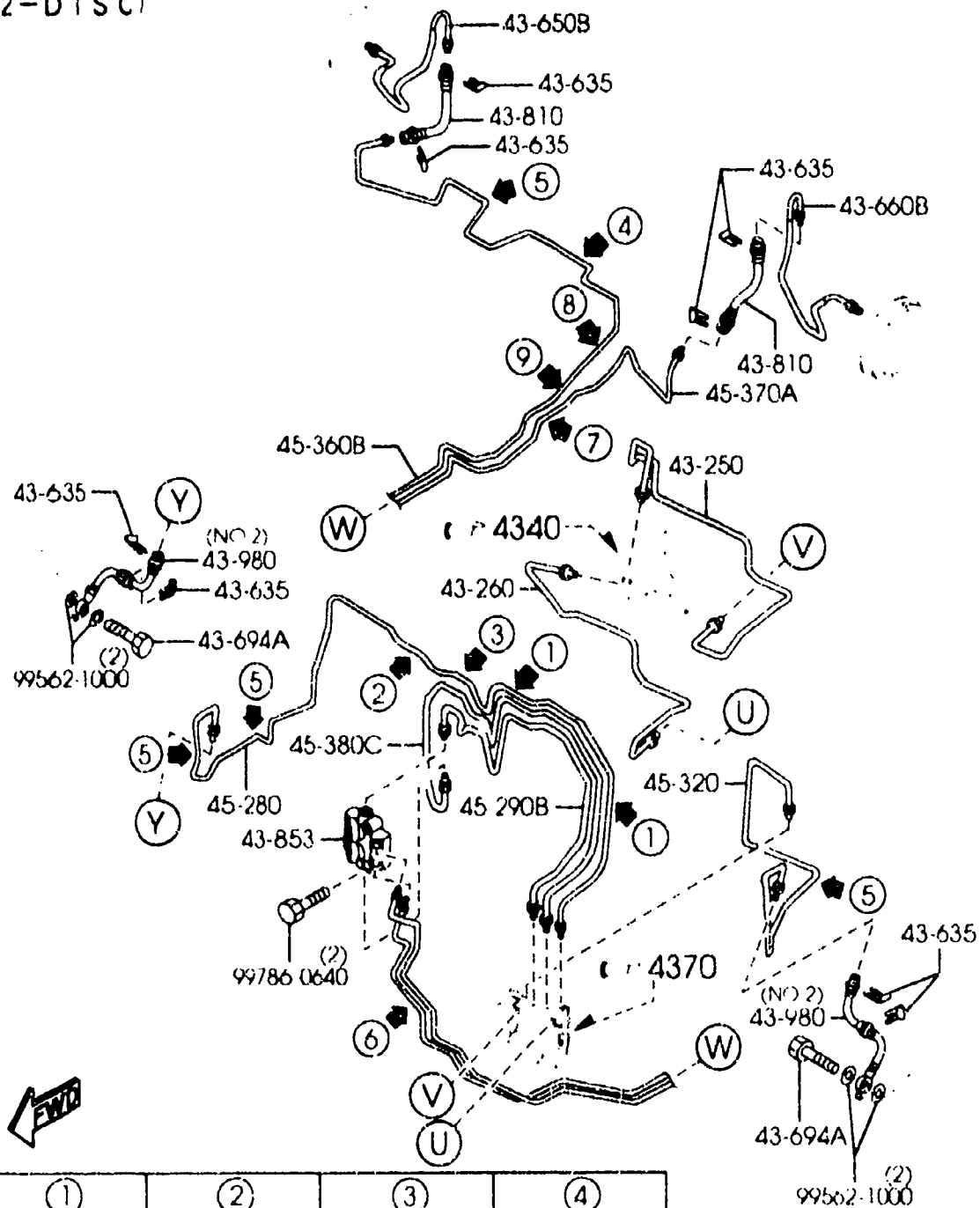
PART NO.	QTY	MODEL/RESTRICTION	MODEL/RESTRICTION	MODEL/RESTRICTION	FROM-TO
43-250 BJOH-43-250A	1	PIPE NO.1, BRAKE-A.B.	TUYAU NO.1, FREIN-A.B		
43-260 BJOH-43-260A	1	PIPE NO.2, BRAKE-A.B.	TUYAU NO.2, FREIN-A.B		
43-635 W023-43-635A	8	CLIP, FLEXIBLE HOSE	ATTACHE, CONDUIT FLEXIBLE		
43-650B B25D-43-650A	1	PIPE(R), BRAKE-REAR	TUYAU AR(D), FREIN		
43-660B B25D-43-660A	1	PIPE(L), BRAKE-REAR	TUYAU AR(G), FREIN		
43-694A B001-43-694A	2	BOLT, CONNECTOR	BOULON		
43-810 GA7B-43-810	2	HOSE, FLEXIBLE	DURITE FLEXIBLE		
43-853 G14V-43-853A	1	JOINT, PIPE	RACCORD		
43-980 B25D-43-980A	2	HOSE, FLEXIBLE	DURITE FLEXIBLE		
45-280 BJOG-45-280M	1	PIPE(R), BRAKE-FRONT	CONDUIT (D), FREIN AVANT		
45-290B BJOG-45-290D	1	PIPE(L), BRAKE-REAR	CONDUIT (G), FREIN ARRIERE		
45-320 BJOG-45-320D	1	PIPE(L), BRAKE-FRONT	CONDUIT (G), FREIN AVANT		
45-360B BJOJ-45-360D	1	PIPE(R), REAR BRAKE	TUYAU(D), FREIN AR		
45-370A BJOJ-45-370D	1	PIPE(L), REAR BRAKE	TUYAU(G), FREIN AR		



①	②	③	④	⑤
45-913	45-915	45-915B	45-916 (NO. 1)	45-916 (NO. 2)
⑥		⑦	⑧	

PART NO	QTY	MODEL/RESTRICTION	MODEL/RESTRICTION	MODEL/RESTRICTION	FROM-TO
45-380C		PIPE(L),BRAKE-REAR	CONDUIT (G), FREIN A ARRIERE		
BJOG-45-380E	1				
45-913		HOLDER,PIPE	ATTACHE TUYAU		
GA2A-45-916	2				
45-915		CLIP,PIPE	ATTACHE,CONDUIT		
G706-45-915B	2				
45-915B		HOLDER,PIPE	PORTE,TUYAU		
GE4T-45-916A	1				
45-916		HOLDER,PIPE	SUPPORT,PIPE		
BC1D-45-916	4 (ILLUST. NO.1)				
BJOJ-45-917	1 (ILLUST. NO.2)				
45-920A		HOLDER 'B',PIPE	ATTACHE 'B',TUY		
GE4T-45-920A	1				
45-921		CLIP,PIPE	ATTACHE, CONDUIT		
GE4T-45-921A	1				
45-922		HOLDER,PIPE	PORTE,TUYAU		
GE4T-45-922	3				
45-930		HOLDER 'C',PIPE	ATTACHE 'C',TUY		
GE4T-45-930A	1				
45-931		CLIP,PIPE	ATTACHE,CONDUIT		
GE4T-45-931A	1				

(2-DISC)

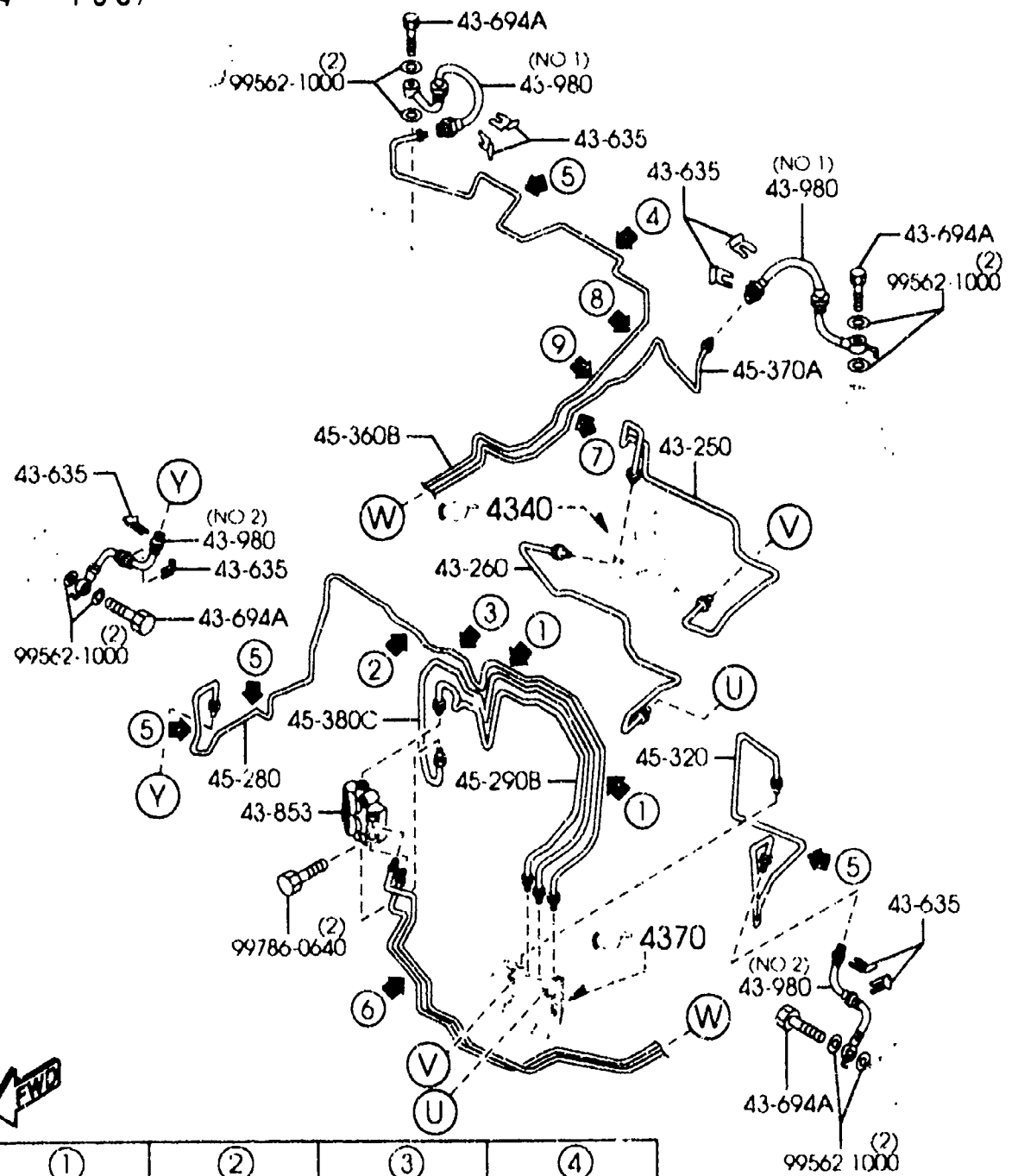


①	②	③	④
45-913	45-915 (NO 1)	45-915 (NO 2)	45-915B
⑤	⑥	⑦	⑧
45-916 (NO 1)	45-916 (NO 2)	99786-0616 (1) 45-920A	45-922
			⑨
			45-931
			99786-0616 (1) 45-930

AUBA09

(2B51211)

(4-DISC)

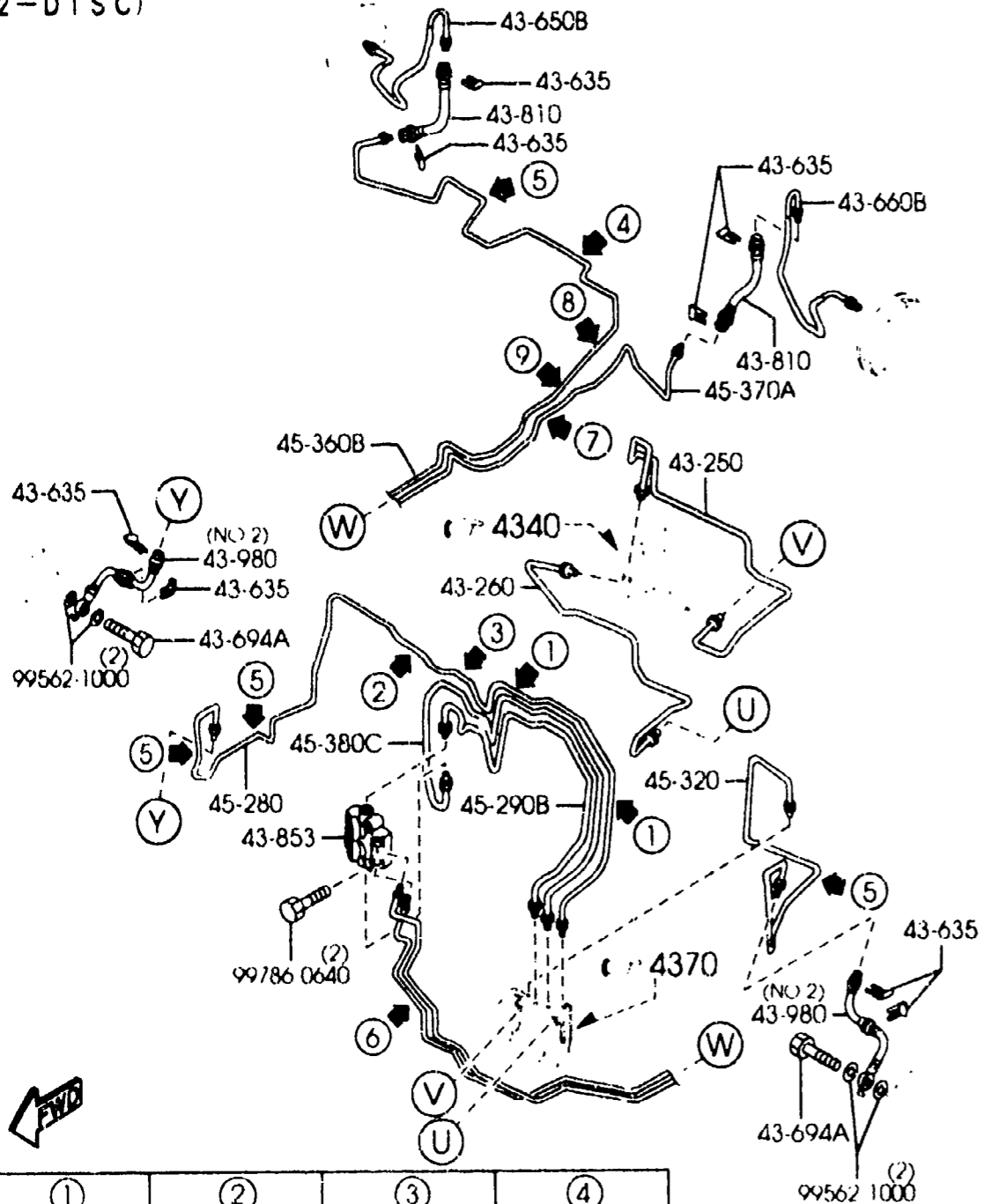


①	②	③	④
45-913	45-915 (NO 1)	45-915 (NO 2)	45-915B
⑤	⑥	⑦	⑧
45-916 (NO 1)	45-916 (NO 2)	99786-0616 (1) 45-920A	45-922
			⑨
			45-931
			99786-0616 (1) 45-930

AUBA09

(2B51212)

(2-DISC)



①	②	③	④
45-913	45-915 (NO. 1)	45-915 (NO. 2)	45-915B
⑤	⑥	⑦	⑧
45-916 (NO. 1)	45-916 (NO. 2)	99786-0616 (1) 45-920A ⑧ 45-921	45-922
		⑨	
		45-931 (1) ⑧ 99786-0616 45-930	

AUBA09

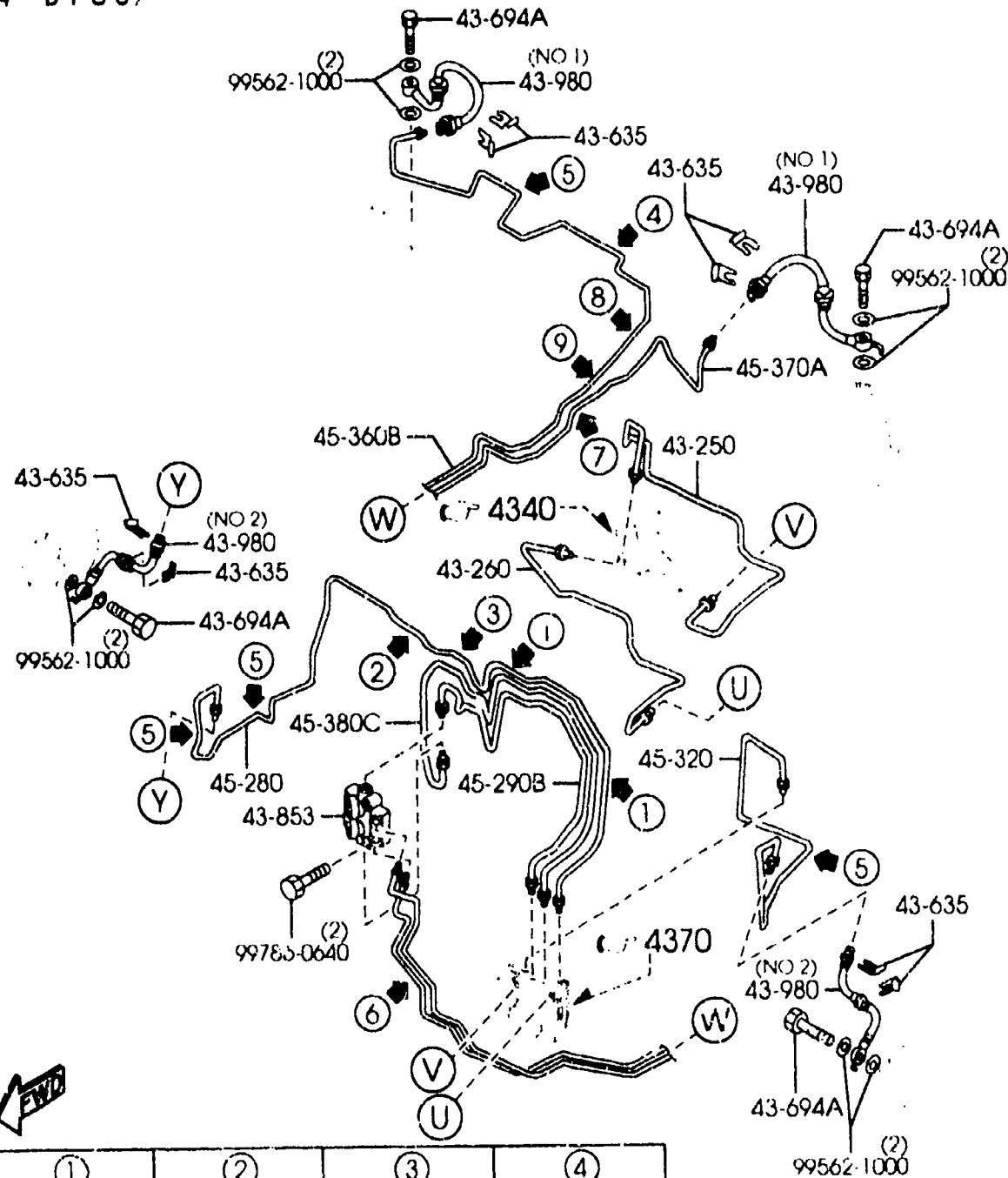
(2B51211)

PART NO.	QTY	MODEL/RESTRICTION	MODEL/RESTRICTION	MODEL/RESTRICTION	FROM-TO
43-250	1	PIPE NO. 1, BRAKE-A. B.	TUYAU NO. 1, FREIN-A. B.		
BJ3H-43-250B					
43-260	1	PIPE NO. 2, BRAKE-A. B.	TUYAU NO. 2, FREIN-A. B.		
BJ3H-43-260A					
43-635	8	CLIP, FLEXIBLE HOSE	ATTACHE, CONDUIT FLEXIBLE		
W023-43-635A					
43-650B	1	PIPE(R), BRAKE-REAR	TUYAU AR(D), FREIN		
B25D-43-650A		(2-DISC)	(2-FR DISQ)		
43-660B	1	PIPE(L), BRAKE-REAR	TUYAU AR(G), FREIN		
B25D-43-660A		(2-DISC)	(2-FR DISQ)		
43-694A	2	BOLT, CONNECTOR	BOULON		
B001-43-694A		(2-DISC)	(2-FR DISQ)		
B001-43-694A	4	(4-DISC)	(4-FR DISQ)		
43-810	2	HOSE, FLEXIBLE	DURITE FLEXIBLE		
GA7B-43-810		(2-DISC)	(2-FR DISQ)		
43-853	1	JOINT, PIPE	RACCORD		
C100-43-853					
43-980	2	HOSE, FLEXIBLE	DURITE FLEXIBLE		
BK1T-43-980		(ILLUST. NO. 1) (4-DISC)	(4-FR DISQ)		
B25D-43-980A	2	(ILLUST. NO. 2)			
45-280	1	PIPE(R), BRAKE-FRONT	CONDUIT (D), FREIN A VANT		
BJ0G-45-280M					
45-290B	1	PIPE(L), BRAKE-REAR	CONDUIT (G), FREIN A RRIERE		
BJ0P-45-290G					
45-320	1	PIPE(L), BRAKE-FRONT	CONDUIT (G), FREIN A VANT		
BJ0G-45-320D					
45-360B	1	PIPE(R), REAR BRAKE	TUYAU(D), FREIN AR		
BJ0J-45-360D					

CAT. AUBA09-02

2001-07

(4-DISC)



①	②	③	④
45-913	45-915 (NO 1)	45-915 (NO 2)	45-915B
⑤	⑥	⑦	⑧
45-916 (NO 1)	45-916 (NO 2)	99786-0616 (1) 45-920A (8)	45-922
			⑨
			45-931 (1) 99786-0616 (8) 45-930

AUBA09

(2B51212)

PART NO.	QTY	MODEL/RESTRICTION	MODEL/RESTRICTION	MODEL/RESTRICTION	FROM-TO
45-370A		PIPE(L), REAR BRAKE	TUYAU(G), FREIN AR		
BJ0J-45-370D	1				
45-380C		PIPE(L), BRAKE-REAR	CONDUIT (G), FREIN A RRIERE		
BJ0P-45-380H	1				
45-913		HOLDER, PIPE	ATTACHE TUYAU		
GA2A-45-916	2				
45-915		CLIP, PIPE	ATTACHE, CONDUIT		
GA2A-45-915B	1 (ILLUST. NO.1)				
G706-45-915B	1 (ILLUST. NO.2)				
45-915B		HOLDER, PIPE	PORTE, TUYAU		
GE4T-45-916A	1				
45-916		HOLDER, PIPE	SUPPORT, PIPE		
BC1D-45-916	4 (ILLUST. NO.1)				
BJ0J-45-917	1 (ILLUST. NO.2)				
45-920A		HOLDER 'B', PIPE	ATTACHE 'B', TUY		
GE4T-45-920A	1				
45-921		CLIP, PIPE	ATTACHE, CONDUIT		
GE4T-45-921A	1				
45-922		HOLDER, PIPE	PORTE, TUYAU		
GE4T-45-922	3				
45-930		HOLDER 'C', PIPE	ATTACHE 'C', TUY		
GE4T-45-930A	1				
45-931		CLIP, PIPE	ATTACHE, CONDUIT		
GE4T-45-931A	1				

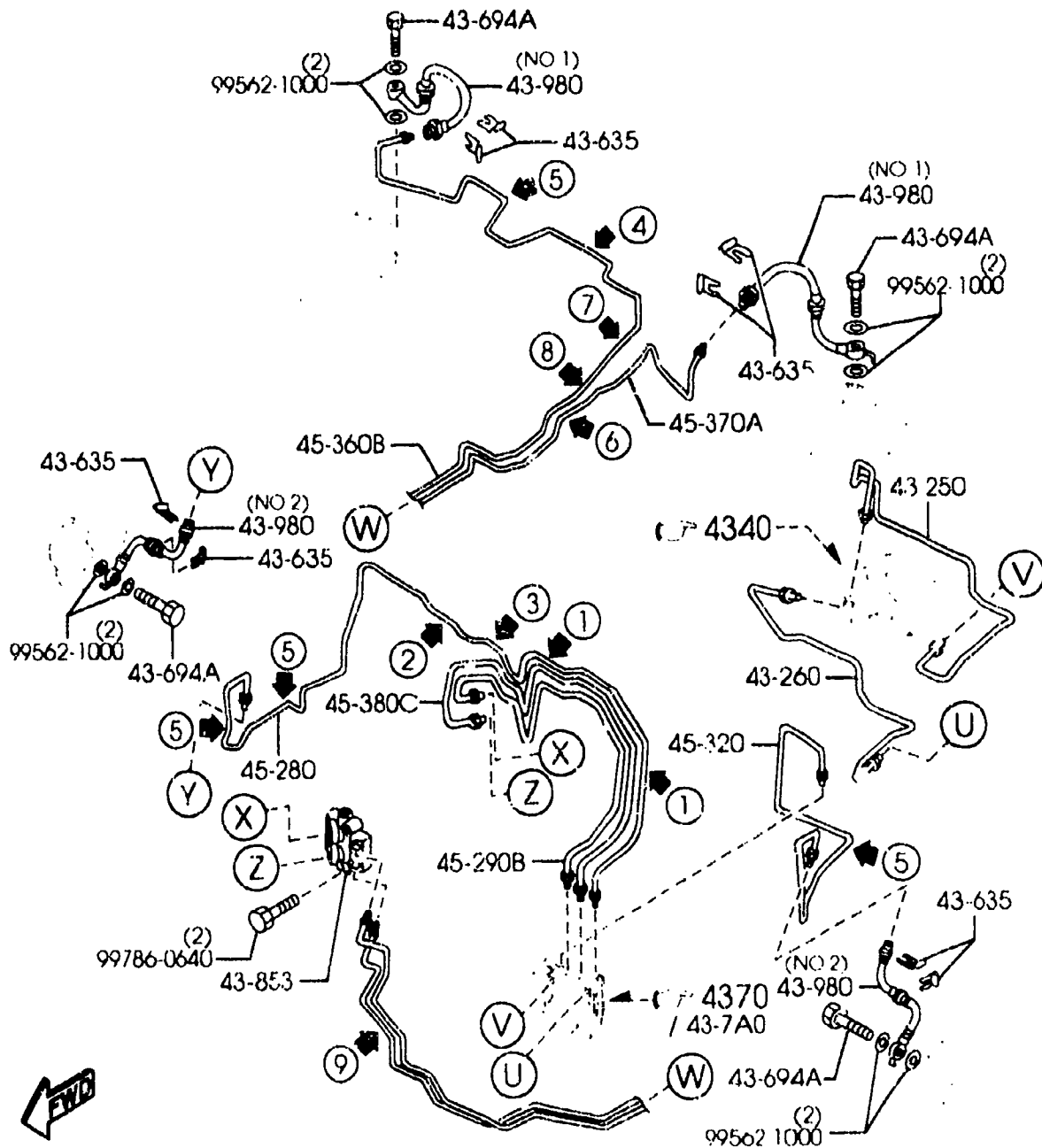
CAT. AUBA09-02

2091-07

2-J12

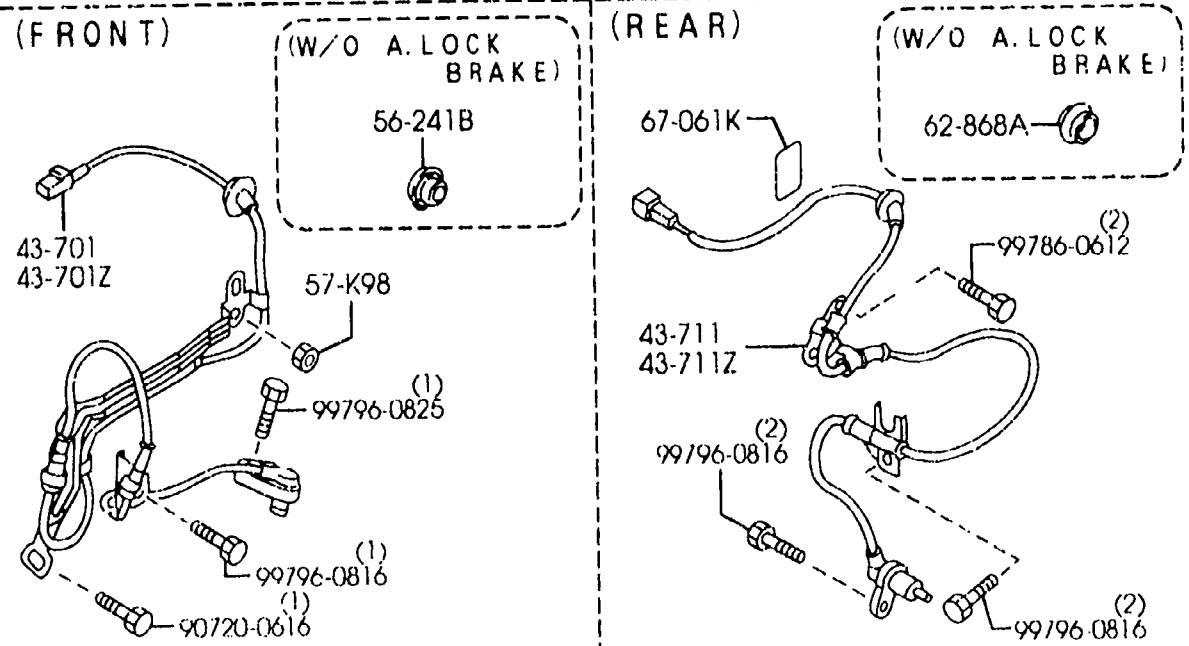
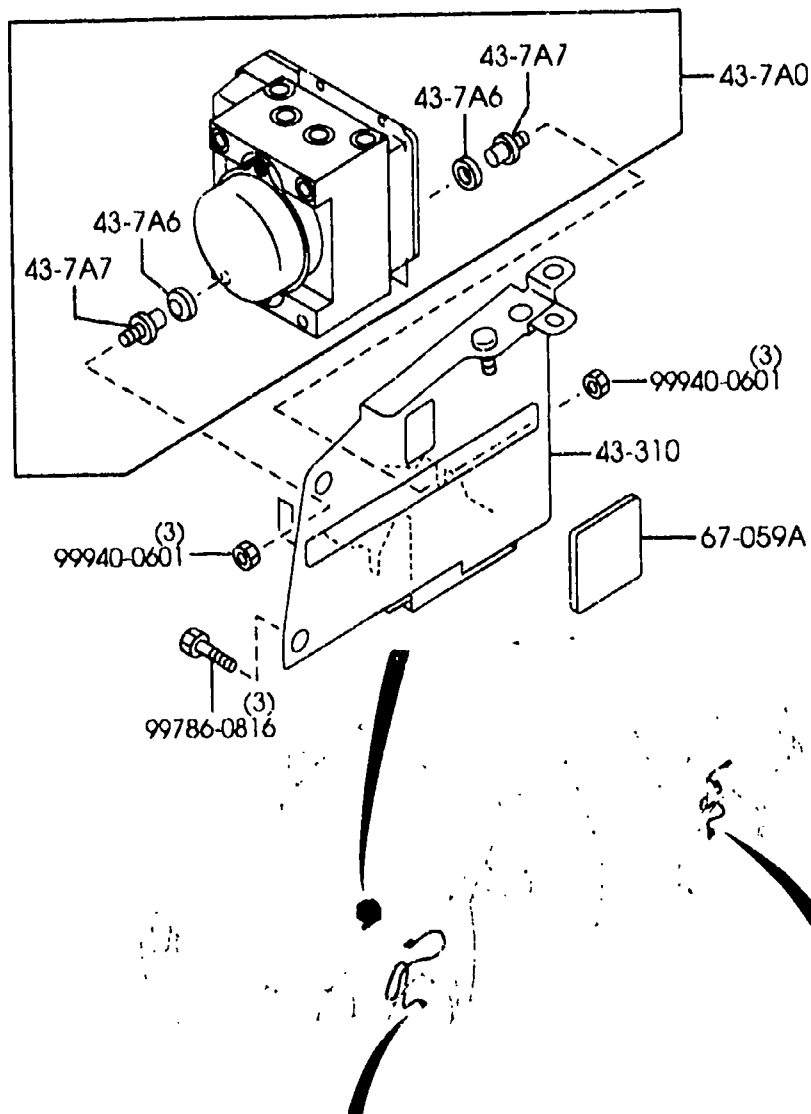
4360BC BRAKE PIPINGS
(W/ANTILOCK BRAKE)(2000CC)(5-DOOR)

4360BC-1 BRAKE PIPINGS
(W/ANTILOCK BRAKE)(2000CC)(5-DOOR)

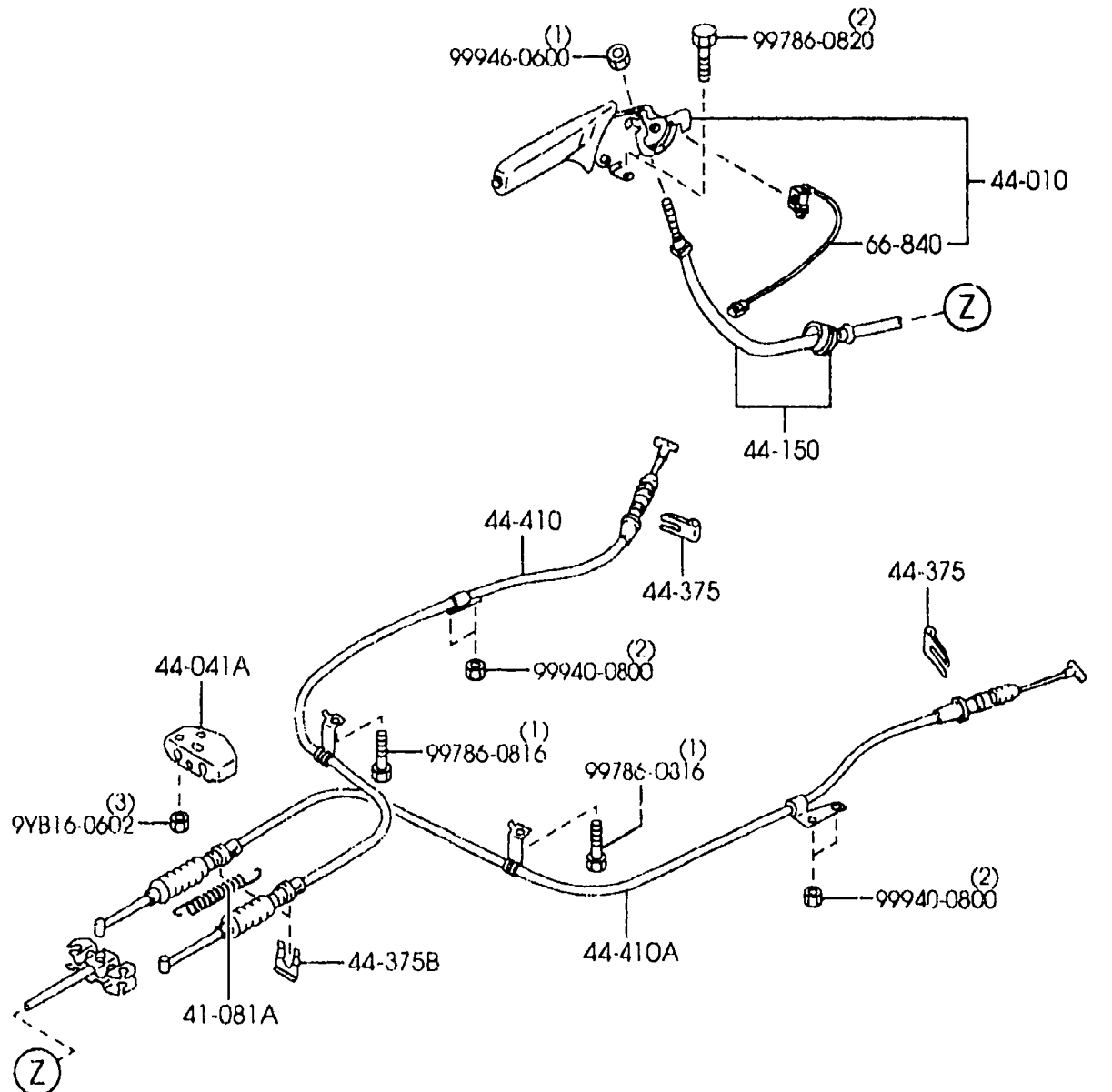
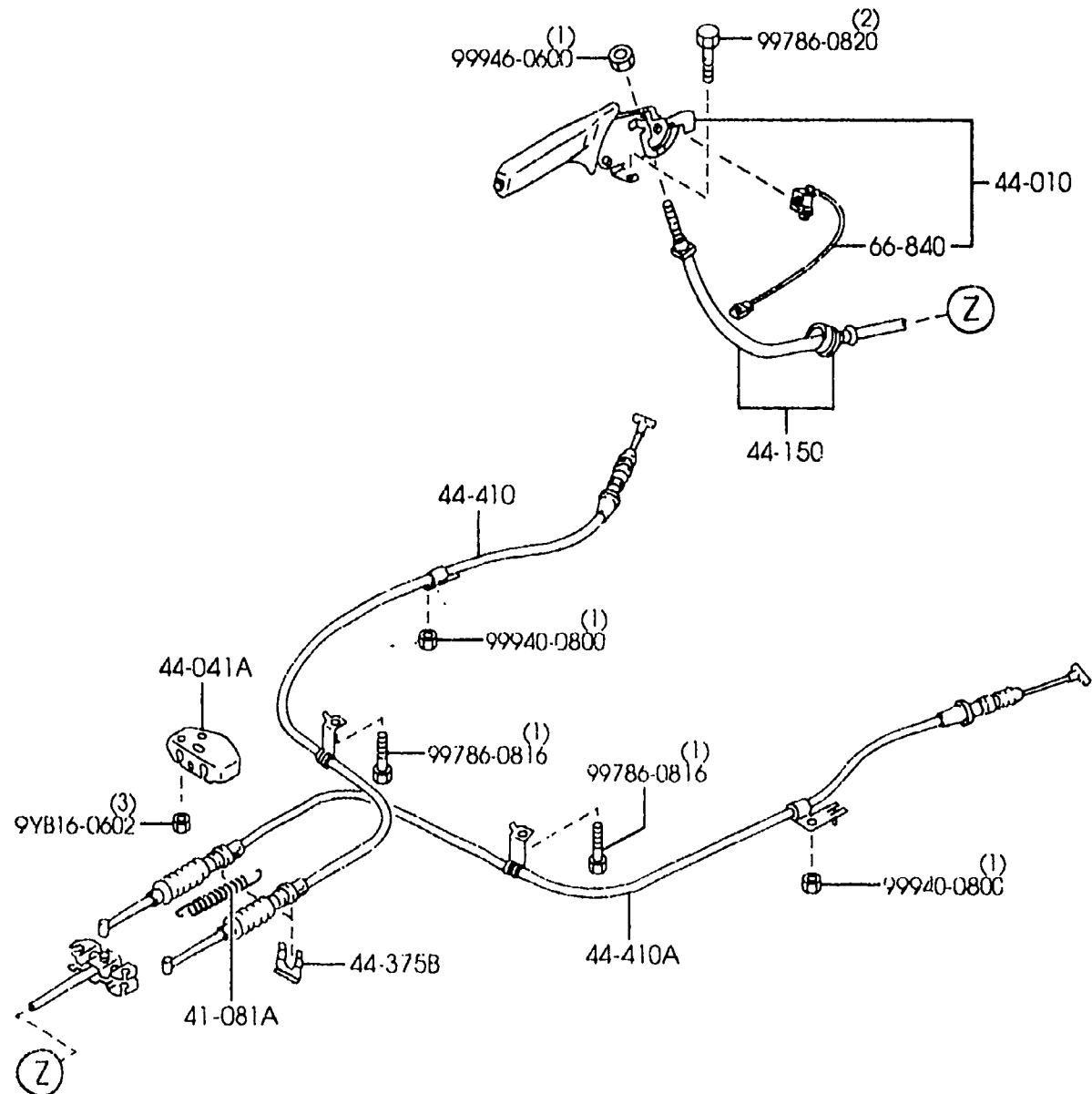


①	②	③	④	⑤
45-913	45-915 (NO 1)	45-915 (NO 2)	45-915B	45-916 (NO 1)
⑥	⑦	⑧	⑨	
99786-0616	45-922	45-931	45-930	45-916 (NO 2)

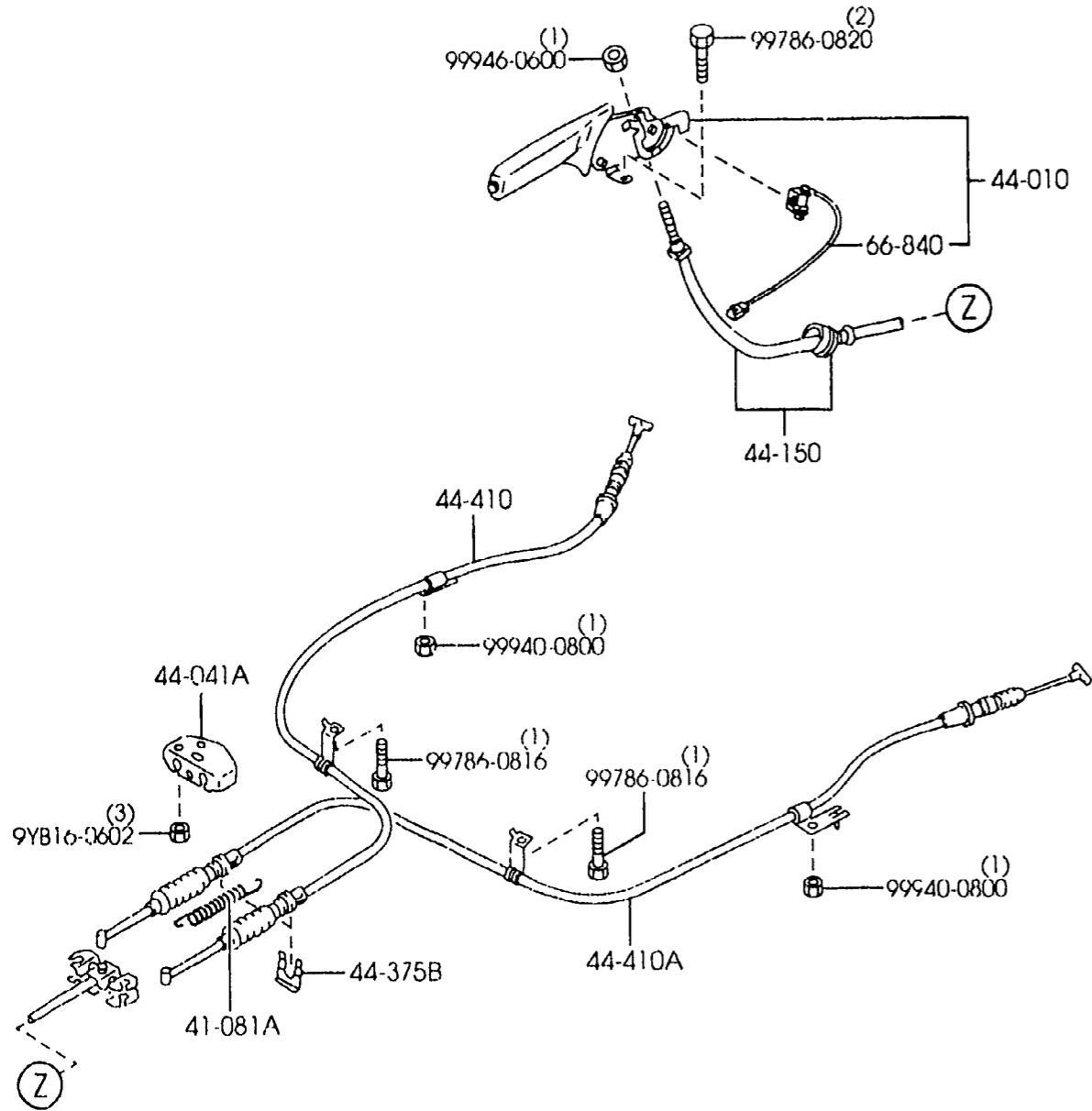
PART NO.	QTY	MODEL/RESTRICTION	MODEL/RESTRICTION	MODEL/RESTRICTION	FROM-TO
43-250	1	PIPE NO.1, BRAKE-A. B.	TUYAU NO.1, FREIN-A. B.		
BJ3H-43-250B					
43-260	1	PIPE NO.2, BRAKE-A. B.	TUYAU NO.2, FREIN-A. B.		
BJ3H-43-260A					
43-635	8	CLIP, FLEXIBLE HOSE	ATTACHE, CONDUIT FLEXIBLE		
W023-43-635A					
43-694A	4	BOLT, CONNECTOR	BOULON		
B001-43-694A					
43-853	1	JOINT, PIPE	RACCORD		
C100-43-853					
43-980	2 (ILLUST. NO.1)	HOSE, FLEXIBLE	DURITE FLEXIBLE		
BK1T-43-980					
43-980	2 (ILLUST. NO.2)				
B25D-43-980A					
45-280	1	PIPE(R), BRAKE-FRONT	CONDUIT (D), FREIN AVANT		
BJ0G-45-280M					
45-290B	1	PIPE(L), BRAKE-REAR	CONDUIT (G), FREIN ARRIERE		
BJ0P-45-290G					
45-320	1	PIPE(L), BRAKE-FRONT	CONDUIT (G), FREIN AVANT		
BJ0G-45-320D					
45-360B	1	PIPE(R), REAR BRAKE	TUYAU(D), FREIN AR		
BJ0J-45-360D					
45-370A	1	PIPE(L), REAR BRAKE	TUYAU(G), FREIN AR		
BJ0J-45-370D					
45-380C	1	PIPE(L), BRAKE-REAR	CONDUIT (G), FREIN ARRIERE		
BJ0P-45-380H					
45-913	2	HOLDER, PIPE	ATTACHE TUYAU		
GA2A-45-916					



PART NO.	QTY	MODEL/RESTRICTION	MODEL/RESTRICTION	MODEL/RESTRICTION	FROM-TO
43-310		BRACKET NO 1, A.B.S.	SUPPORT NO.1, A.B.S.		
BJ2E-43-310	1				
43-7A0		UNIT, HYDRAULIC-ABS	UNITE HYDRAULIQUE, A. B.C.		
BVEN-43-7A0A	1				
43-7A6		RUBBER, MOUNT-HYD. UNIT	CAOUTCHOUC, MONTAGE-UNIT HYD		
T043-43-7A6	3				
43-7A7		STUD, HEX-HYD. UNIT	GOUJON FILTE, HEX-U. HYDRA		
T043-43-7A7	3				
43-701		SENSOR(R), FRT-A.B.S.	SENSOR(D), AVANT-A.B.S.		
B25D-43-70XG	1				
43-701Z		SENSOR(L), FRT-A.B.S.	SENSOR(G), AVANT-A.B.S.		
B25D-43-73XG	1				
43-711		SENSOR(R), RR-A.B.S.	SENSOR(D), D.ARR. A.B.S.		
B25D-43-71YR	1 (2-DISC)		(2-FR DISQ)		
GE7C-43-71YC	1 (4-DISC)		(4-FR DISQ)		
43-711Z		SENSOR(L), RR-A.B.S.	SENSOR(G), D.AR. A.B.S.		
B25D-43-72YB	1 (2-DISC)		(2-FR DISQ)		
GE7C-43-72YC	1 (4-DISC)		(4-FR DISQ)		
56-241B		PLUG	BOUCHON		
B001-56-051	2 (W/O A. LOCK BRAKE)		(S/SYST ANTIBLOC)		
57-K98		NUT	ECROU, MODULE SAC AIR		
FC66-57-K98	2				
62-868A		COVER, HOLE-LIFT GATE	COUVERCLE, TROU-PORTE ARR.		
B499-62-868	2 (W/O A. LOCK BRAKE)		(S/SYST ANTIBLOC)		
67-059A		PROTECTOR	PROTECTEUR		
S001-67-153	1				
67-061K		PAD, PROTECTOR	FIBRANNE, PROTECTEUR		
G001-67-061	2 (5DR)		(5PRTS)		

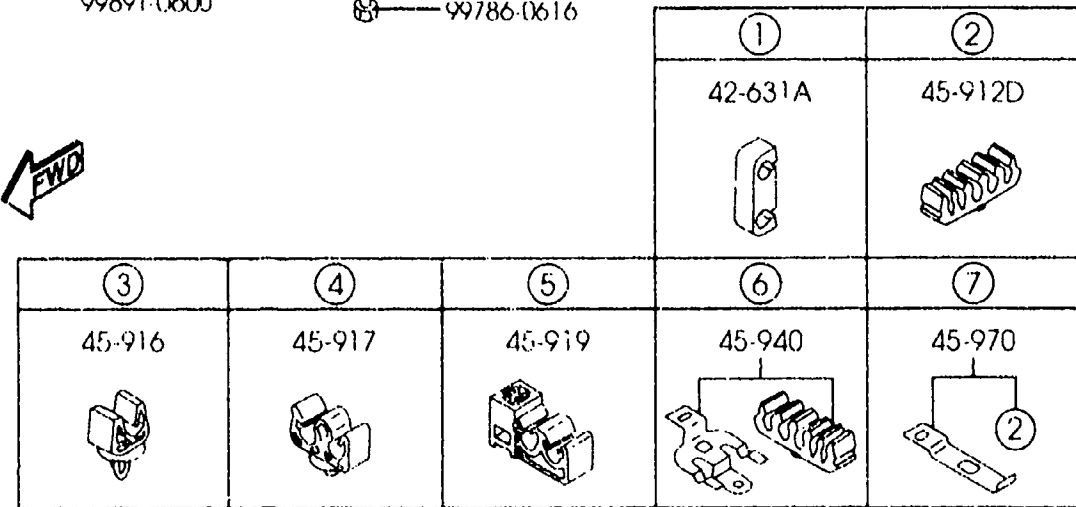
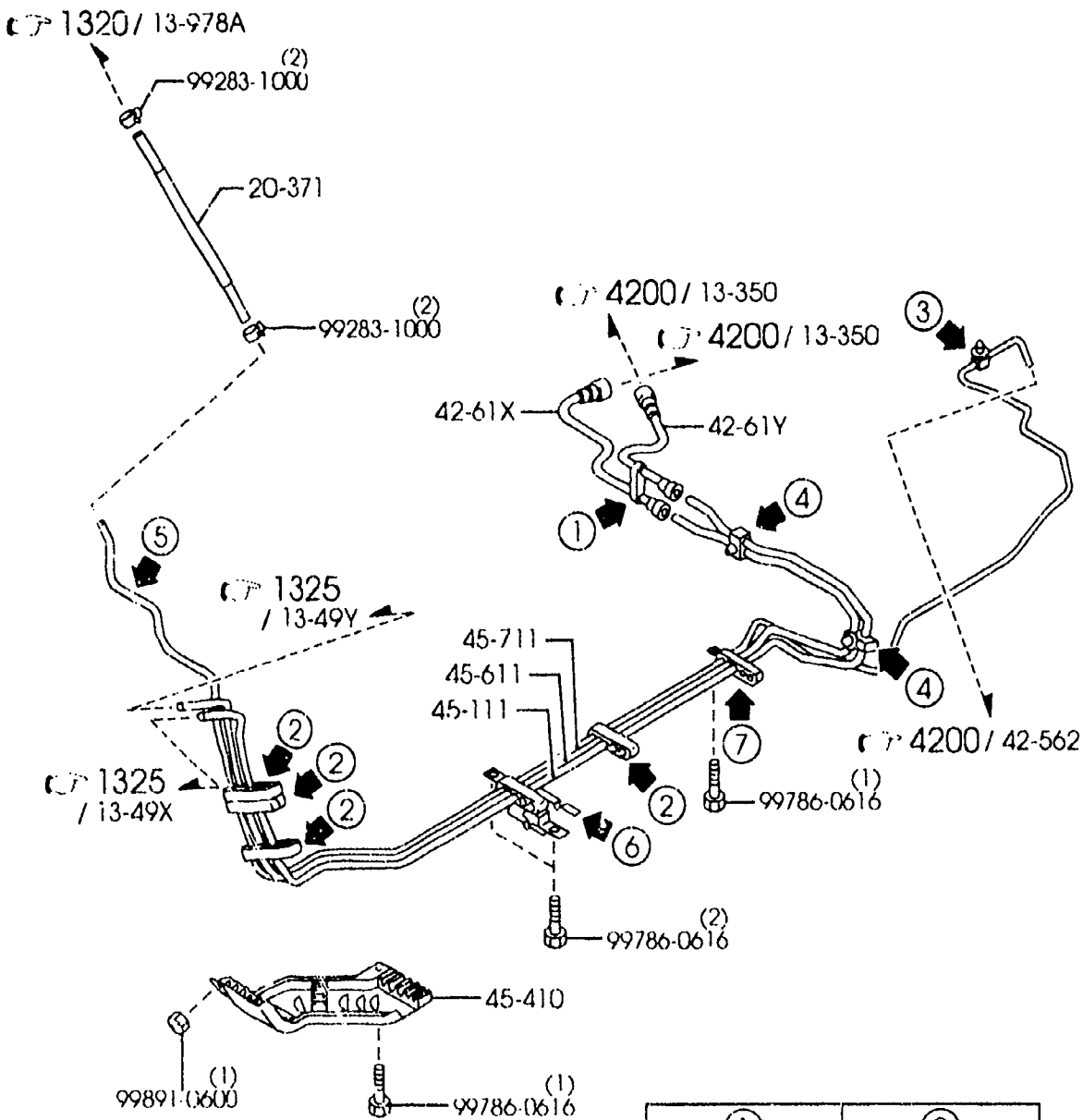


(2-DISC)



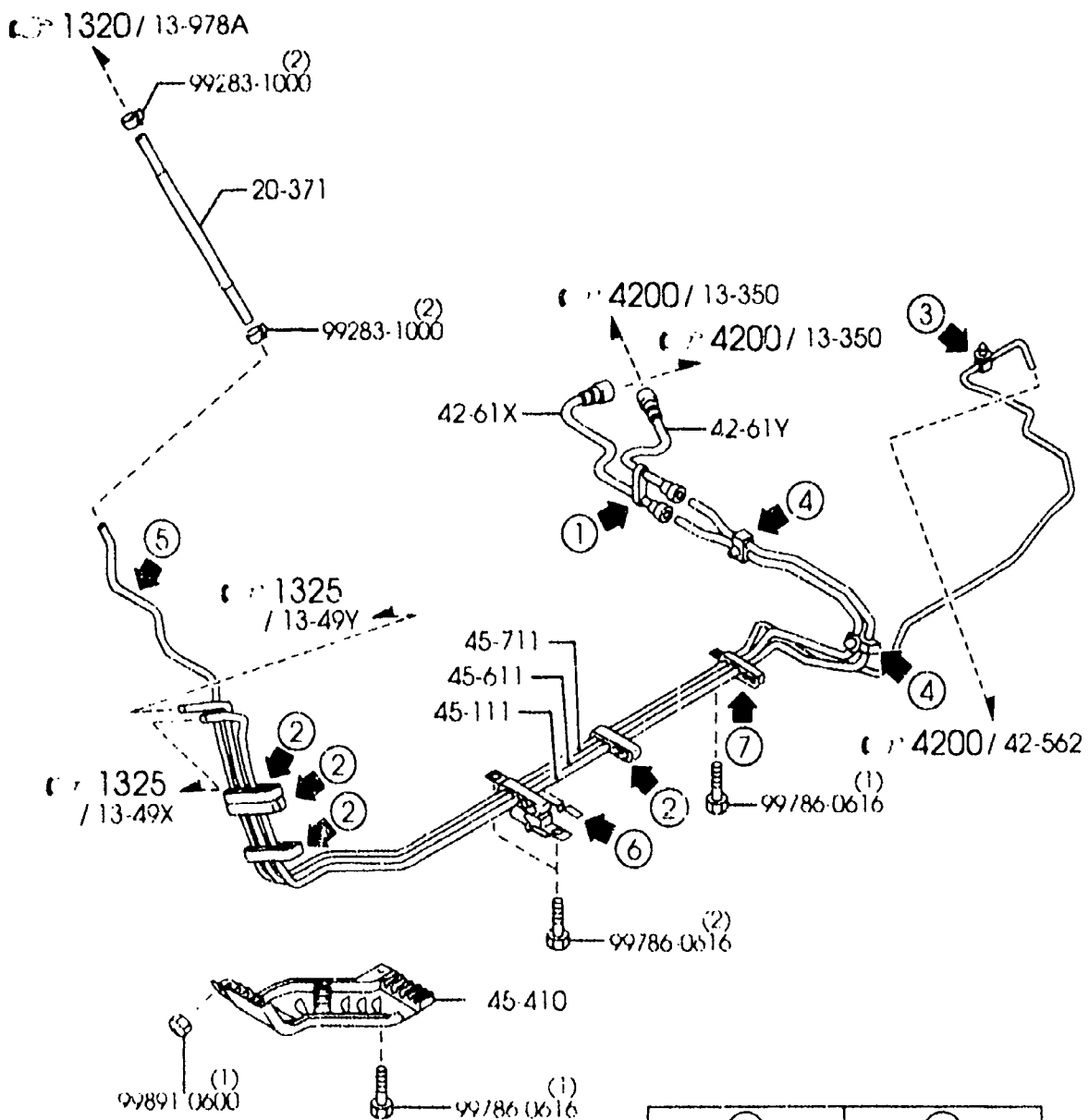
PART NO.	QTY	MODEL/RESTRICTION	MODEL/RESTRICTION	MODEL/RESTRICTION	FROM-TO
41-081A		SPRING, RETURN	RESSORT DE RAPPEL		
0750-41-308	1				
44-010		LEVER, PARKING BRAKE	LEVIER DE FREIN A MAIN		
GG2M-44-010B	1				
05	INT-	BN1 BN2 GRAY	BN1 BN2 GRIS		
65	INT-	BN4 OFF-BLACK	BN4 NOIR CLAIR		
80	INT-	BN3 BEIGE	BN3 BEIGE		
44-041A		BRACKET, PARKING BRAKE	AXE DE CONNEXION		
GA5R-56-491C	1				
44-150		CABLE, PARKING-FRT	CABLE, AV		
GA5R-44-150C	1				
44-375		CLIP, PARKING CABLE	ATTACHE, FREIN A MAIN		
GA2B-44-375A	2	CHUOHATSUJO (4-DISC)	CHUOHATSUJO (4-FR DISQ)		
44-375B		CLIP	ATTACHE		
0118-44-375	2				
44-410		CABLE(R), R.-PARK.	CABLE, ARRIERE		
B25D-44-410B	1	(2-DISC)	(2-FR DISQ)		
GE7C-44-410D	1	(4-DISC)	(4-FR DISQ)		
44-410A		CABLE(L), R.-PARK.	CABLE FREIN A MAIN(G)		
B25D-44-420B	1	(2-DISC)	(2-FR DISQ)		
GE7C-44-420D	1	(4-DISC)	(4-FR DISQ)		
66-840		SWITCH, PARKING LAMP	INTE., TEMOIN FREIN A MAIN		
G4T-66-450	1				





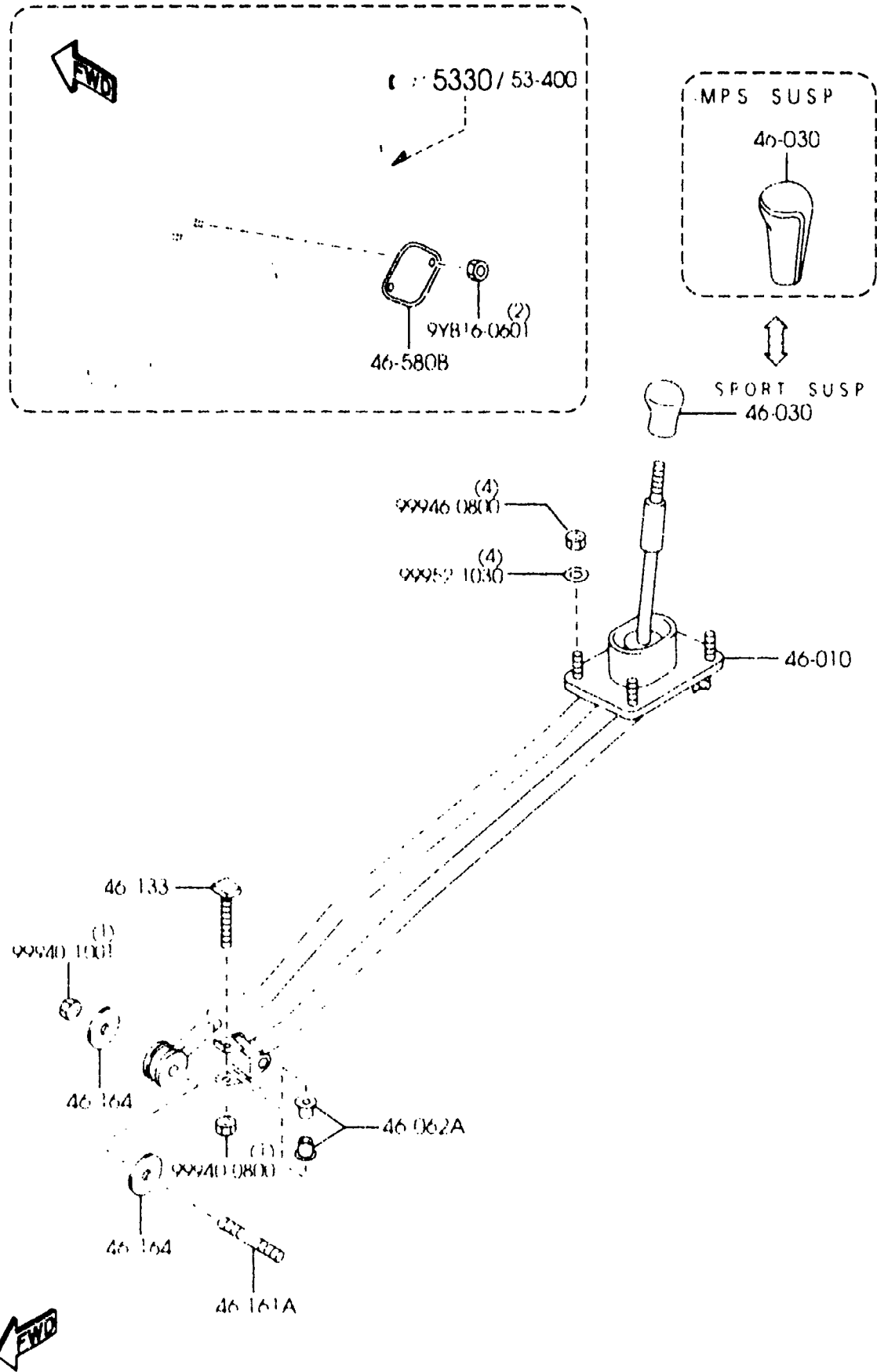
PART NO.	QTY	MODEL/RESTRICTION	MODEL/RESTRICTION	MODEL/RESTRICTION	FROM-TO
20-371 ZM39-20-371 AN(ZM39-20-371A) *ZM39-20-371A	1	HOSE, EVAPORATION-CANISTER	FLEXIBLE, EVAPORAT.-C.FILT		-1501 1501-
42-61X B25D-42-61XE BJOE-42-61X	1	PIPE, FUEL	CONDUIT&ATTACHE, COMBUSTIB		-OB13 OB13-
42-61Y B25D-42-61YE BJOE-42-61Y	1	PIPE, FUEL	RACCORD, CAPSULE A DEPRESSION		-OB13 OB13-
42-631A B25D-42-631A	1	CLIP	COUV., COLLIER-COND.C OMBUS		
45-111 BJOJ-45-111B	1	PIPE, FUEL-MAIN	CONDUIT, ESSENCE		
45-410 B25D-45-411A	1	PROTECTOR, PIPE	PROTECTEUR, TUYAU		
45-611 BJOJ-45-611C	1	PIPE, FUEL-RETURN	CONDUIT, ESSENCE RETOUR		
45-711 BJOJ-45-711D BJ3D-45-711D	1 (4DR) 1 (5DR)	PIPE, EVAPORATION	CONDUIT, EVAPORATION (4PRTS) (5PRTS)		
45-912D LA01-45-912	5	HOLDER, PIPE	ATTACHE 'A', TUY.-FREIN		
45-916 BC1D-45-916	1	HOLDER, PIPE	SUPPORT, PIPE		
45-917 GE4T-45-917	2	HOLDER, PIPE	SUPPORT, PIPE		
45-919 BJOJ-45-919	1	CLIP, PIPE	ATTACHE TUYAU		

OB13 BJ22* -400057
1501 BJ22* -467953

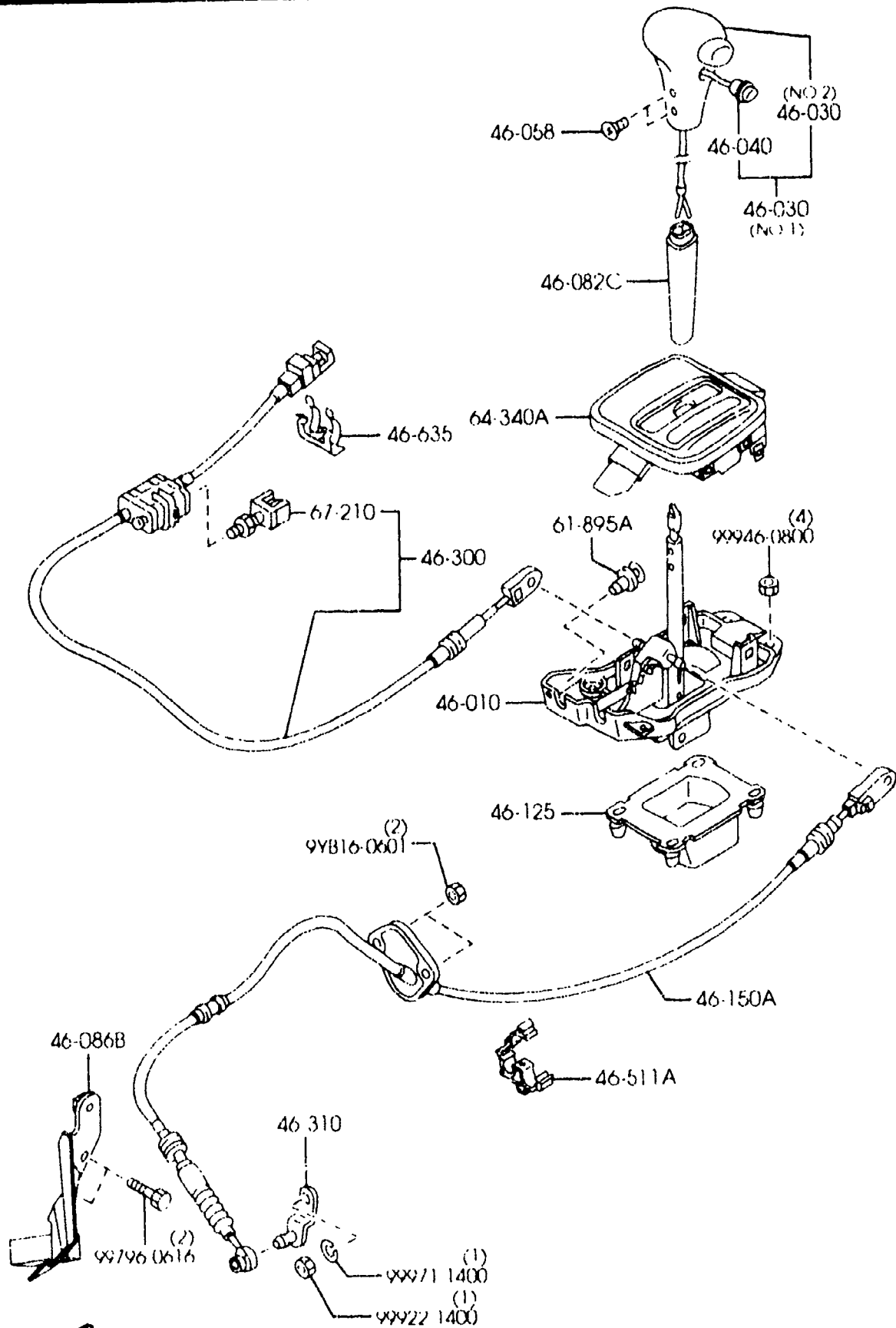


			① 42-631A 	② 45-912D
③ 45-916 	④ 45-917 	⑤ 45-919 	⑥ 45-940 	⑦ 45-970

PART NO.	QTY	MODEL/RESTRICTION	MODEL/RESTRICTION	MODEL/RESTRICTION	FROM-TO
45-940		HOLDER, PIPE	PORTE, TUYAU		
BJ0J-45-940	1				
45-970		HOLDER, PIPE	ATTACHE 'G', TUY		
B25D-45-970	1				

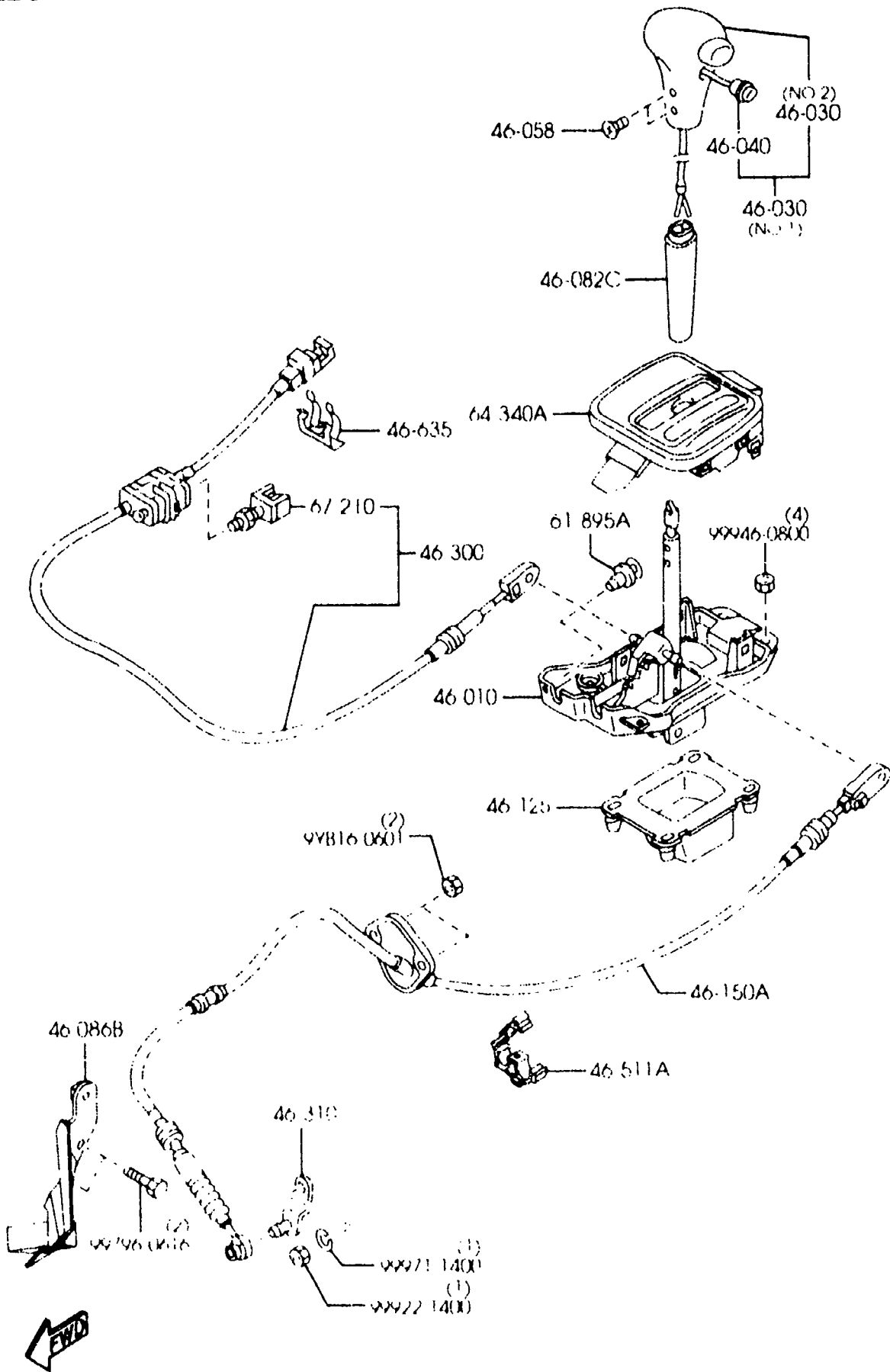


PART NO	QTY	MODFL/RESTRICTION	MODEL/RESTRICTION	MODEL/RESTRICTION	FROM-TO
46-010		LEVER, SELECT	LEVIER SELECTEUR		
BL3K-46-100	1	((2000))>(SPORT SUSP)	((2000))>(SUSP. SPORTIVE)		
BN7H-46-100	1	((2000))>(MPS SUSP)	((2000))>(SUSP.MPS)		
B25D-46-100	1	(1600)	(1600)		
46-030		KNOB, CHANGE LEVER	BOULE DE LEVIER DE VITESSE		
BN7H-46-030	1	(MPS SUSP)	(SUSP.MPS)		
CB01-46-030C	1	(PVC) (SPORT SUSP)	(SUSP. SPORTIVE)		
00	INT-	BN1 BN2 BN4 BLACK	BN1 BN2 BN4 NOIR		
22	INT-	BN3 BROWN	BN3 BRUN		
*GG2M-46-030	1	(LEATHER) (SPORT SUSP)>(5DR)	((SUSP. SPORTIVE))>(5PRTS)		1601-
* 00	INT-	BN1 BN2 BN4 BLACK	BN1 BN2 BN4 NOIR		
46-062A		BUSH	BUSELURE		
B001-46-062	2	NOK	NOK		
46-133		BOLT	BOULON		
GA2A-46-133	1				
46-161A		STUD	GOUJON		
BG62-46-161	1				
46-164		WASHER, PLAIN	RONDELLE		
GA2A-46-164A	2				
46-580B		GASKET, CONTROL CABLE JOINT, CABLE CONTROLE			
GA2A-46-580	1				
1601 BJ22* -480682					

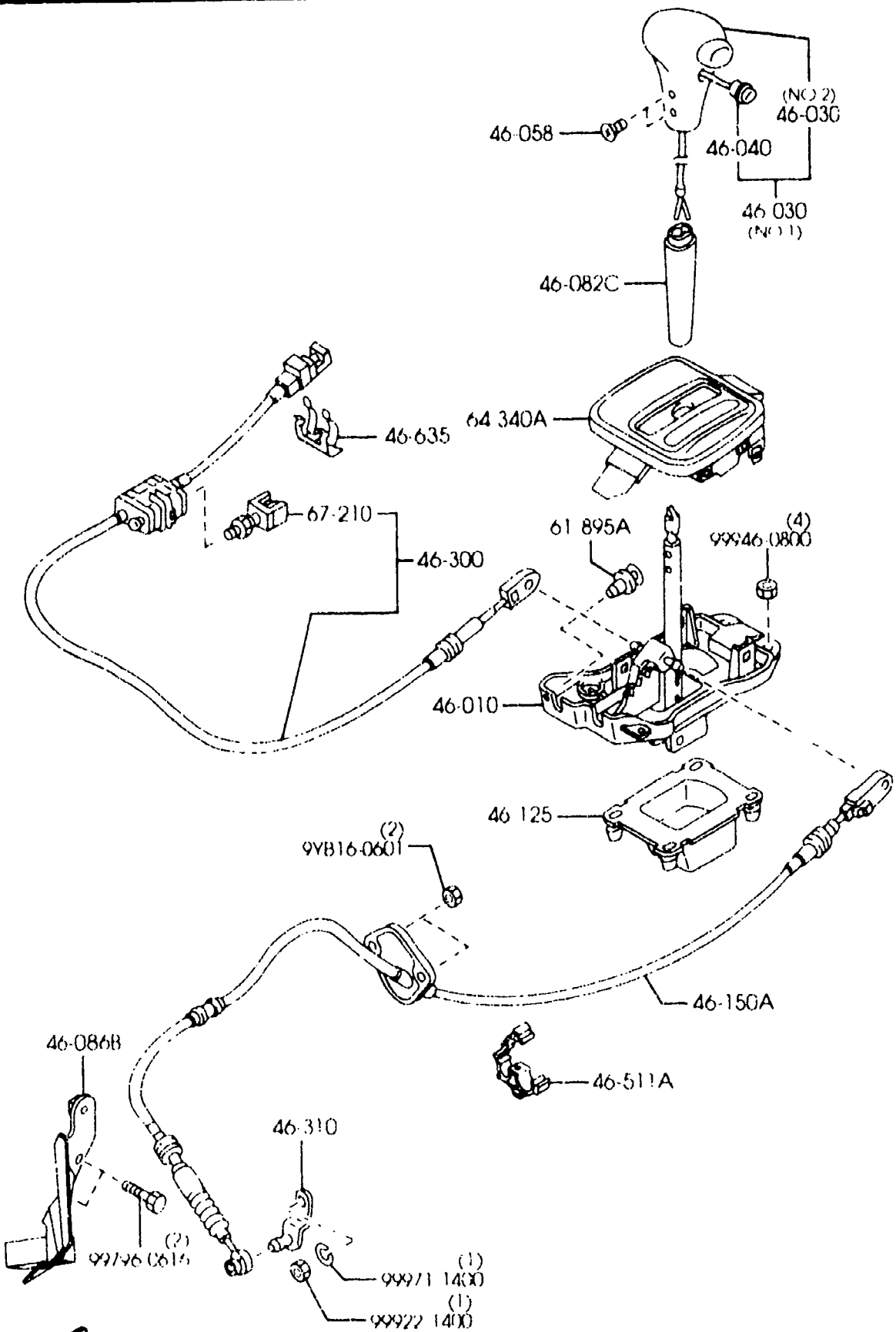


PART NO	QTY	MODEL/RESTRICTION	MODEL/RESTRICTION	MODEL/RESTRICTION	FROM-TO
46-010		LEVER, SELECT	LEVIER SELECTEUR		
BJ0J-46-100A	1				
46-030		KNOB, CHANGE LEVER	BOULE DE LEVIER DE VITESSE		
BJ0K-46-030	1	(ILLUST. NO.1) (PVC)			
00	INT-	BN1 BN2 BN4 BLACK	BN1 BN2 BN4 NOIR		
22	INT-	BN3 BROWN	BN3 BRUN		
*BJ0K-46-050	1	(ILLUST. NO.2) (PVC)			
*00	INT-	BN1 BN2 BN4 BLACK	BN1 BN2 BN4 NOIR		
*22	INT-	BN3 BROWN	BN3 BRUN		
*GG2Y-46-030	1	(ILLUST. NO.1) (LEATHER) (SDR)	(SPRTS)		1601-
*00	INT-	BN1 BN2 BN4 BLACK	BN1 BN2 BN4 NOIR		
*GG2T-46-050	1	(ILLUST. NO.2) (LEATHER) (SDR)	(SPRTS)		1601-
*00	INT-	BN1 BN2 BN4 BLACK	BN1 BN2 BN4 NOIR		
46-040		SWITCH, OVER DRIVE CONTROL	INTERR., COMM. SURMUTI		
CB43-46-040	1	(PVC)			
00	INT-	BN1 BN2 BN4 BLACK	BN1 BN2 BN4 NOIR		
22	INT-	BN3 BROWN	BN3 BRUN		
*GG2T-46-040	1	(LEATHER) (SDR)	(SPRTS)		1601-
*00	INT-	BN1 BN2 BN4 BLACK	BN1 BN2 BN4 NOIR		
46-058		SCREW, CHANGE LEVER KNOB	VIS. BOUTON LEVIER CHANGE.		
FB02-46-058C	2				
46-082C		COVER, SELECT LEVER	COUVERCLE, LEVIER SELECTEUR		
B29C-46-088	1				
00	INT-	BN1 BN2 BN4 BLACK	BN1 BN2 BN4 NOIR		
22	INT-	BN3 BROWN	BN3 BRUN		
46-086B		BRACKET, CABLE	SUPPOR, CABLE		
B28V-46-08X	1				

1601 BJ22* -480682



PART NO	QTY	MODEL/RESTRICTION	MODEL/RESTRICTION	MODEL/RESTRICTION	FROM-TO
46-125		RUBBER, SEAL-SELECT L	CAOUTCHOUC. JOINT-LEV		
GE6T-46-125A	1	EVER	.SELE		
46-150A		CABLE, CONTROL	CABLE		
BJ0J-46-500A	1	(1600)	(1600)		
B28V-46-500E	1	(2000)	(2000)		-1320
A (B28V-46-500F)					
B28V-46-500F	1	(2000)	(2000)		1320-1401
A (B28V-46-500G)					
B28V-46-500G	1	(2000)	(2000)		1401-
46-300		CABLE, INTER LOCK	CABLE, ENCLANCHEMENT		
BJ0J-46-30YD	1	(W/AUTO CRUISE CONT.)			
BJ0K-46-30YD	1	(W/O AUTO CRUISE CONT.)			
46-310		LEVER, LOCK CABLE	LEVIER, CABLE VERROUILLAGE		
B25E-46-310A	1				
46-511A		CLIP, CONTROL CABLE-C	PINCE, CABLE CONTRLE.		
H121-45-918C	1				-0815
BL3B-46-511	1				0815-
46-635		CLIP, CONTROL CABLE	PINCE, LEVIER VITESSE & CA		
GE8M-46-635B	1				
61-895A		RIVET, PLASTIC-COVER	RIVET, PLASTIQUE-COUVERCLE		
H260-61-895	1				
64-340A		INDICATOR	INDICATEUR		
BL8H-64-350	1	(STD PANEL) (4DR)	(4PRTS)		
25	INT-	BN3 BEIGE M	BN3 BEIGE METALL.		
51	INT-	BN1 BN2 GRAY METALLIC	BN1 BN2 GRIS METALLIQUE		
BL9A-64-350	1	(SILVER PANEL)			
67-210		SWITCH, STOP-LAMP	INTERR., ARRET-LAMPE		
BR70-66-490A	1	(W/AUTO CRUISE CONT.)			
UH71-66-490	1	(W/O AUTO CRUISE CONT.)			
0815	BJ22*	-400074			
1320	BJ22*	-447829			
1401	BJ22*	-452569			



PART NO	QTY	MODEL/RESTRICTION	MODEL/RESTRICTION	MODEL/RESTRICTION	FROM-TO
CONT'D		T.) (4DR)	(4PRTS)		